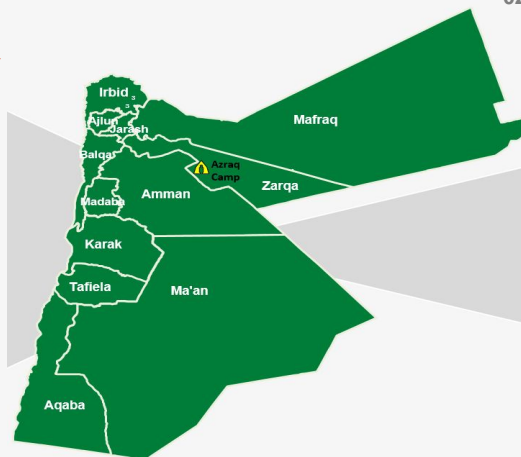
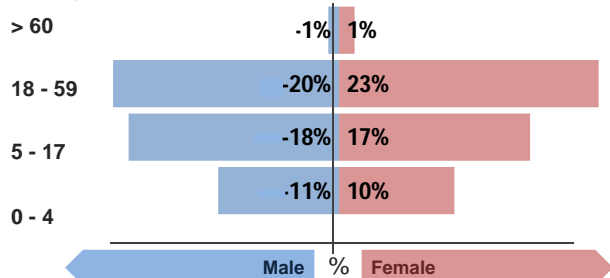




Refugee population

Total refugee population: **35,837**

Demographic breakdown:



Key facts

Camp opened:

May 2014

Indicators at a glance

1 Health utilisation rate	7.7	X
2 Number of consultations per clinician per day	64	X
3 Hospitalisation rate (/1000/year)	70.7	
4 Referral rate (/1000/month)	16.4	
5 Crude Mortality Rate (CMR) (/1000/month)	0.2	✓
6 Under-five Mortality Rate (U5MR) (/1000/month)	0.5	✓
7 Neonatal Mortality Rate (NNMR) (/1000 livebirths)	21.6	X

Notes

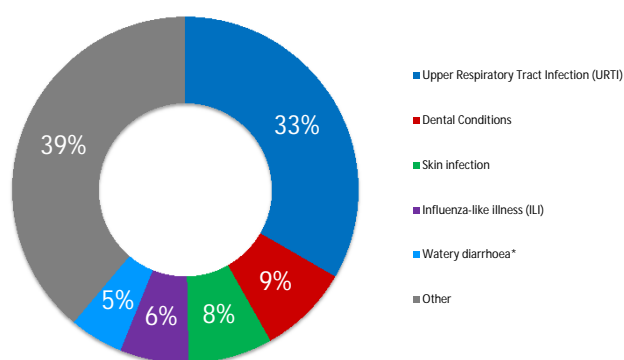
This public health profile for Azraq refugee camp is compiled from health facility data from the following partners:

- IMC Clinic Village 6
- IMC Clinic Village 3
- IMC Clinic Village 5
- IMC Clinic Village 2
- IMC Hospital

Data is collected using standardised Health Information System (HIS) data collection and reporting tools and aims to be as accurate as possible.

Morbidity

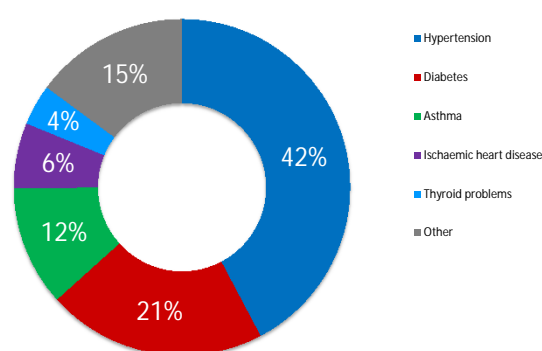
Acute health conditions (%)



Top 5 acute health conditions

	% morbidity	# of cases
1 Upper Respiratory Tract Infection (URTI)	33%	33,171
2 Dental Conditions	8%	8,438
3 Skin infection	8%	7,841
4 Influenza-like illness (ILI)	6%	6,386
5 Watery diarrhoea*	5%	4,997
- Other	39%	38,661

Chronic health conditions (%)

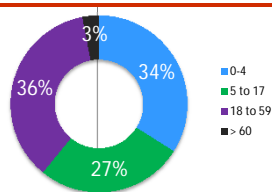


Top 5 chronic health conditions

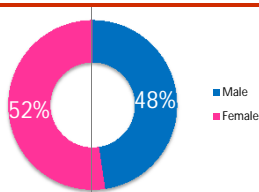
	% morbidity	# of cases
1 Hypertension	42%	2,733
2 Diabetes	21%	1,364
3 Asthma	12%	749
4 Ischaemic heart disease	6%	405
5 Thyroid problems	4%	254
- Other	15%	963

Breakdown of acute health conditions

by age

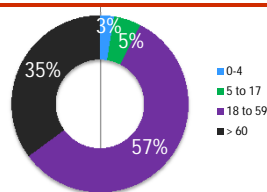


by gender

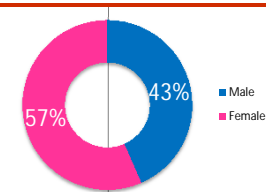


Breakdown of chronic health conditions

by age



by gender



UNHCR gratefully acknowledges the support of the following partners:



Public Health

Health Impact

Indicator	Standard
Crude Mortality Rate (CMR) (/1000/month)	0.2 < 0.51 ✓
Under-five Mortality Rate (U5MR) (/1000/month)	0.5 < 1.5 ✓
Neonatal Mortality Rate (NNMR) (/1000 livebirths)	21.6 < 14.9 X

Access and utilization

No. of health facilities	1 : 11946	1 : < 10,000	✓
Total number of consultations	137,162		
Health utilisation rate	7.7	1 - 4	X
No. of consultations per trained clinician per day	64	< 50	X

Outbreak Alert and Response

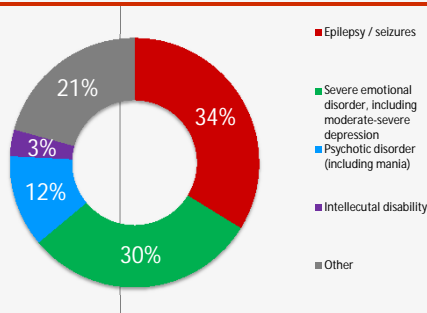
Indicator	Standard
Number of outbreaks reported	1
% of outbreaks investigated within 48 hours	100% 100%

Laboratory

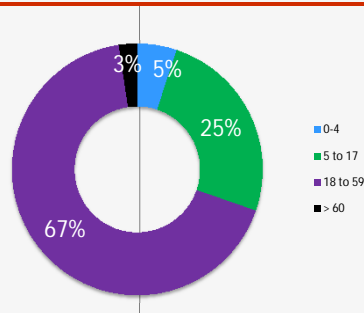
Number of laboratory samples	8,641
------------------------------	-------

Breakdown of mental health conditions

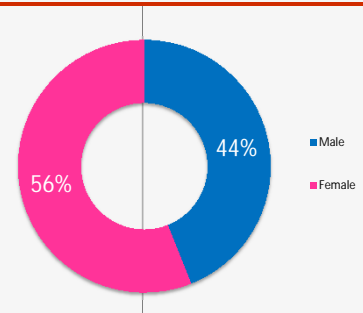
By cause



By age

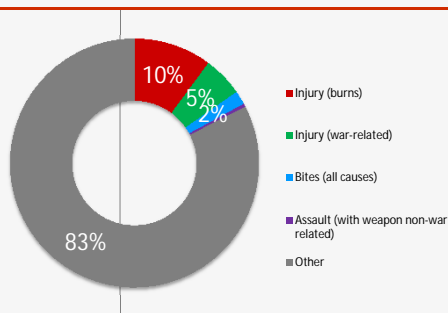


By gender

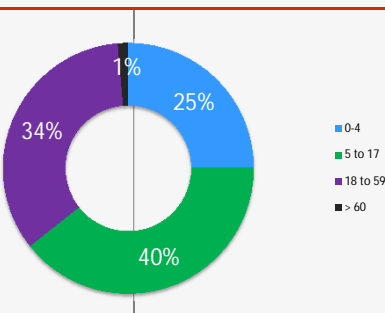


Breakdown of injuries

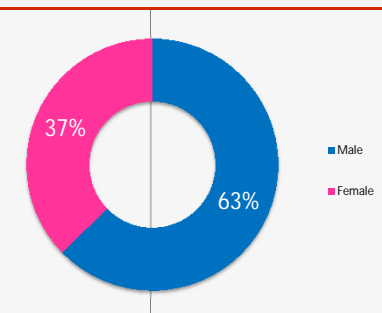
By cause



By age



By gender



In-patient and referral

In-patient department

Indicator	Standard
Hospitalisation rate (/1000/year)	70.7 50 - 150
Bed occupancy rate	85% > 75% ✓
Mean length of stay for authorised discharges (days)	1.9

Indicator	Standard
Overall case fatality rate	0%
Proportion of deaths within 24 hours of admission	0%

Reproductive Health

Antenatal care

Indicator	Standard
Coverage of antenatal care (4 or more visits)	56% ≥ 90% X
Coverage of TT vaccination	33% ≥ 90% X
Coverage of anaemia screening in pregnancy	99% ≥ 90% ✓

Delivery care

Proportion of deliveries attended by skilled personnel	100% ≥ 90% ✓
Proportion of deliveries performed by caesarean section	20% 5 - 15% X
Proportion of low birth weight deliveries (<2500g)	5% < 15% ✓

Maternal mortality

Number of maternal deaths reported	0
% of maternal deaths investigated within 48 hours	0% 100%

Postnatal care

Indicator	Standard
Coverage of postnatal care	6% ≥ 90% X

Sexual and Gender-based Violence

Incidence of rape (reported cases/10,000/year)*	
% of rape survivors who received PEP** < 72 hours	100%
% of rape survivors who received ECP*** < 120 hours	100%
% of rape survivors who received STI**** prophylaxis < 2 wks	100%

*Only includes rapes reported at health facilities **Post-exposure prophylaxis ***Emergency contraceptive pill
****Sexually transmitted infection

