

## Key Figures



**18,794**

Estimated Arrivals  
of 3,759 Households



**8,526\*\***

Individuals registered  
of 1,998 Households  
(\*\*)4,441 with biometrics



**3,569**

Person with Specific  
Needs

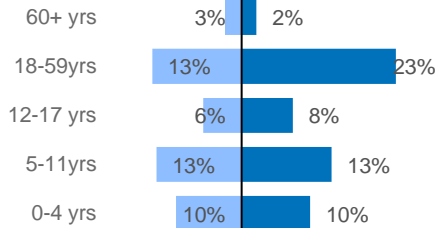


**4,794**

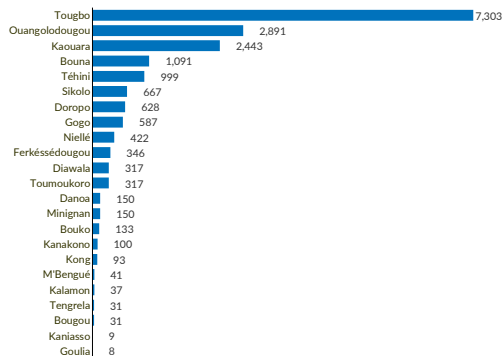
Children at School  
Age

### Age and Gender Breakdown\*

Male (44%) Female (56%)

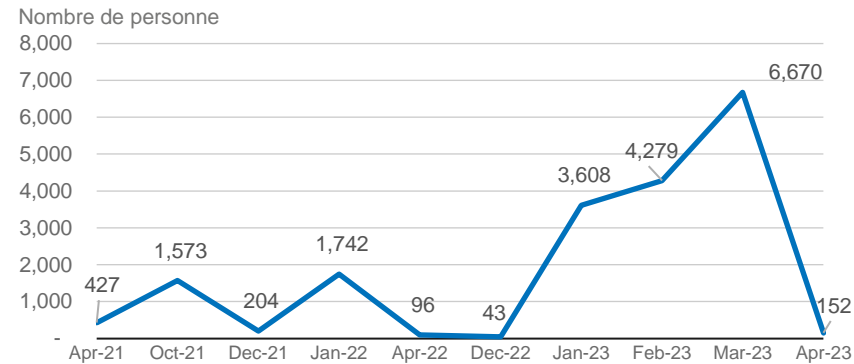


### Sub-prefectures hosting refugees

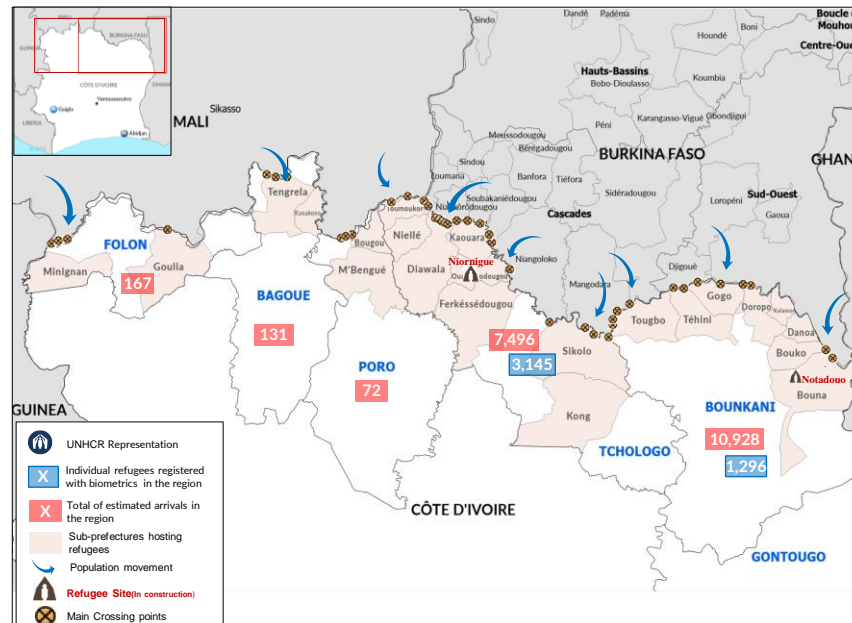


The main reasons for the departure of refugees from their villages in Burkina Faso are **armed conflicts / Generalized insecurity, threats, intimidation and attacks by unidentified armed groups in the villages.**

### Arrival/identification Trends since 2021



### Situation Map

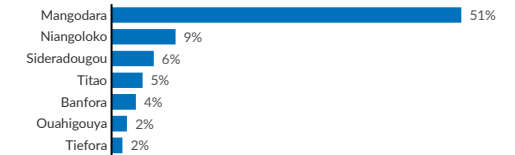


(\*) The data is exclusively that of biometrically registered persons. The boundaries and names shown and the designations used on this map do not imply official endorsement or acceptance by the United Nations.

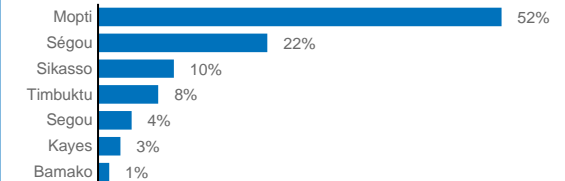
### Country of Origin of registered refugees\*



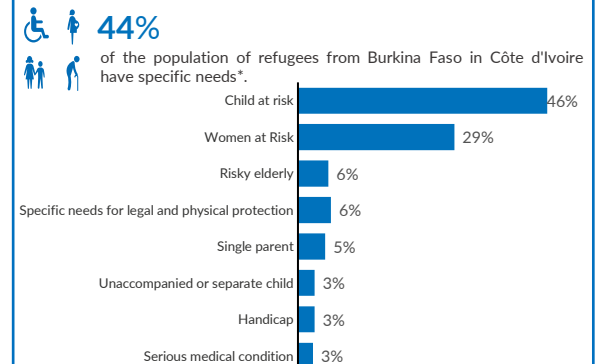
### Principal Departments of origin in Burkina Faso



### Principal regions of origin in Mali



### Distribution of specific needs\*



### Children of refugees and women in procreation age\*

