



Tanzania Refugee Population Update

as of 31 March 2023



Key Figures



249,383*

Population of Concern



83.6%
208,527
Living in camps



7.7%
19,100
Living in settlements



8.6%
21,507
Living in villages



0.1%
249
Living in urban area

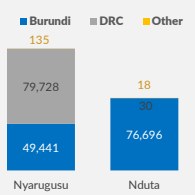


88%
218,220
Refugees

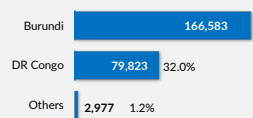


12%
28,684
Asylum-seekers

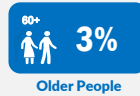
Camp-based population by country of origin



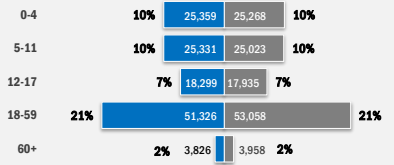
Country of origin



Age and Gender

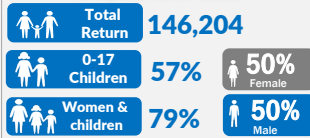


Age (Years)



Durable Solutions

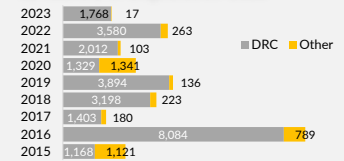
Voluntary return of Burundian refugees, 2017-2023



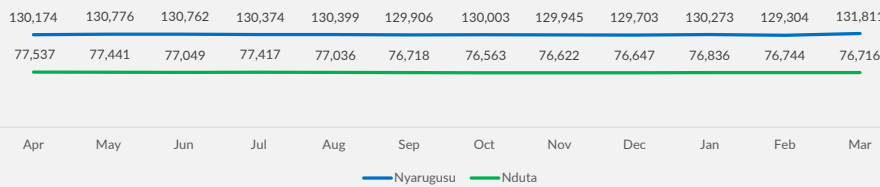
Local integration

162,000 former Burundian refugees (1972) granted citizenship by the Government of Tanzania.

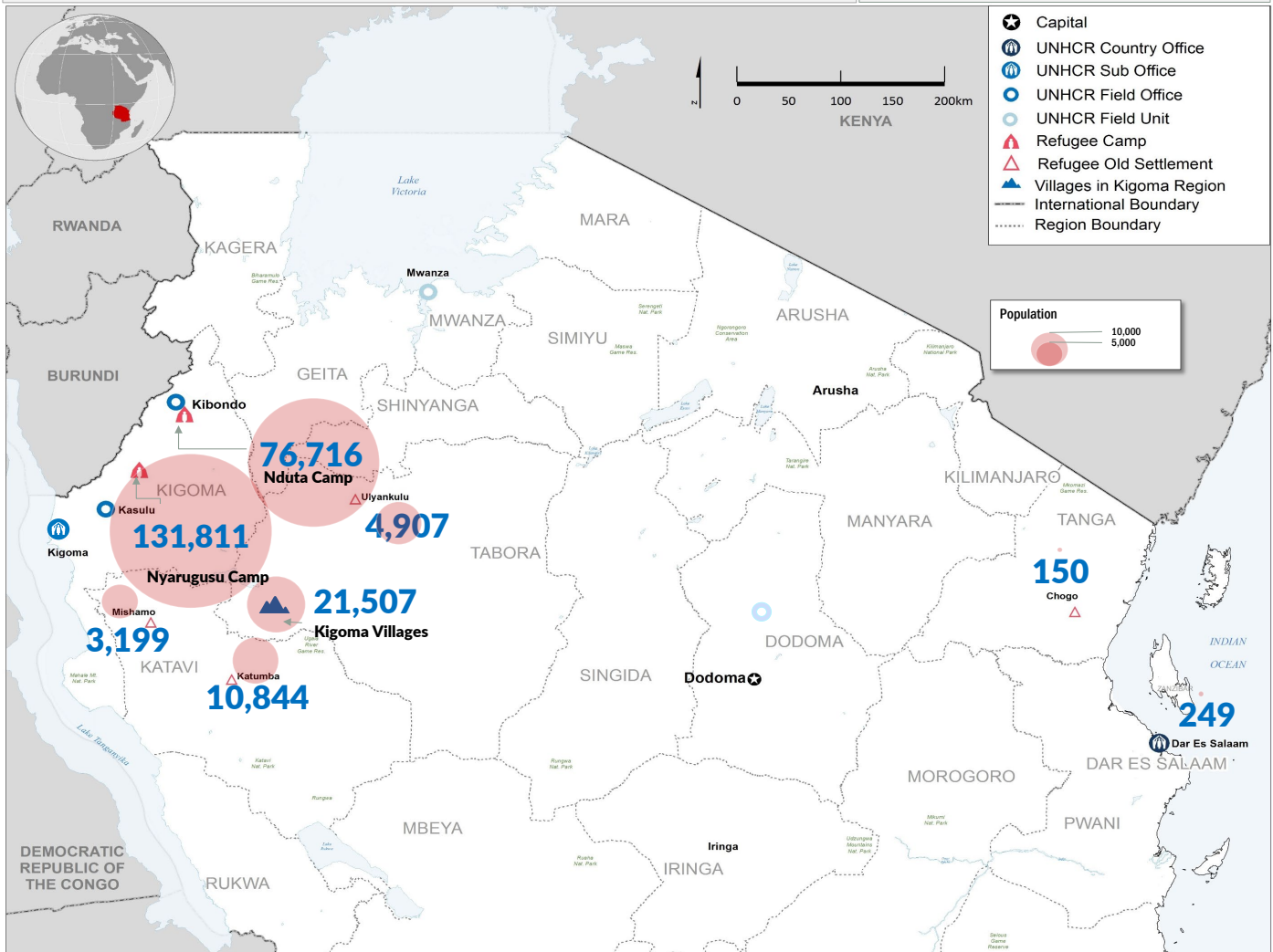
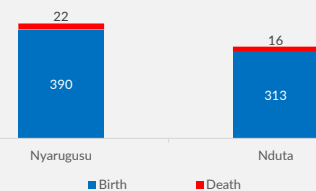
Resettlement departures by country of origin, 2015-2023



Camp population trend: April 2022 to March 2023



Births vs Deaths



The boundaries and names shown and the designations used on this map do not imply official endorsement or acceptance by the United Nations. Sources: Boundaries: UNCS; Background: USGS; Data: Government of Tanzania, UNHCR.

For more information, please contact: MALLYA@unhcr.org or visit: <https://data2.unhcr.org/en/situations/burundi/location>