



Tanzania Refugee Population Update

as of 30 April 2023



Key Figures



250,025*

Population of Concern

83.7%
209,169
Living in camps

7.6%
19,100
Living in settlements

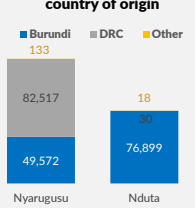
8.6%
21,507
Living in villages

0.1%
249
Living in urban area

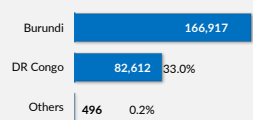
87%
217,742
Refugees

13%
32,283
Asylum-seekers

Camp-based population by country of origin



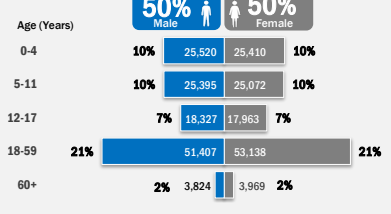
Country of origin



Age and Gender

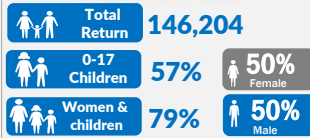
55%
0-17
Children

3%
60+
Older People



Durable Solutions

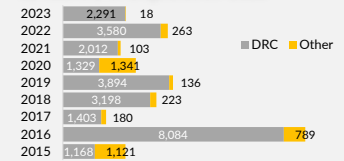
Voluntary return of Burundian refugees, 2017-2023



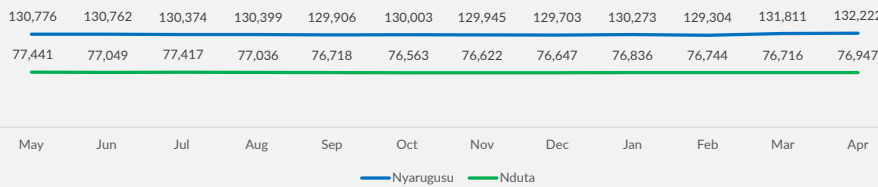
Local integration

162,000 former Burundian refugees (1972) granted citizenship by the Government of Tanzania.

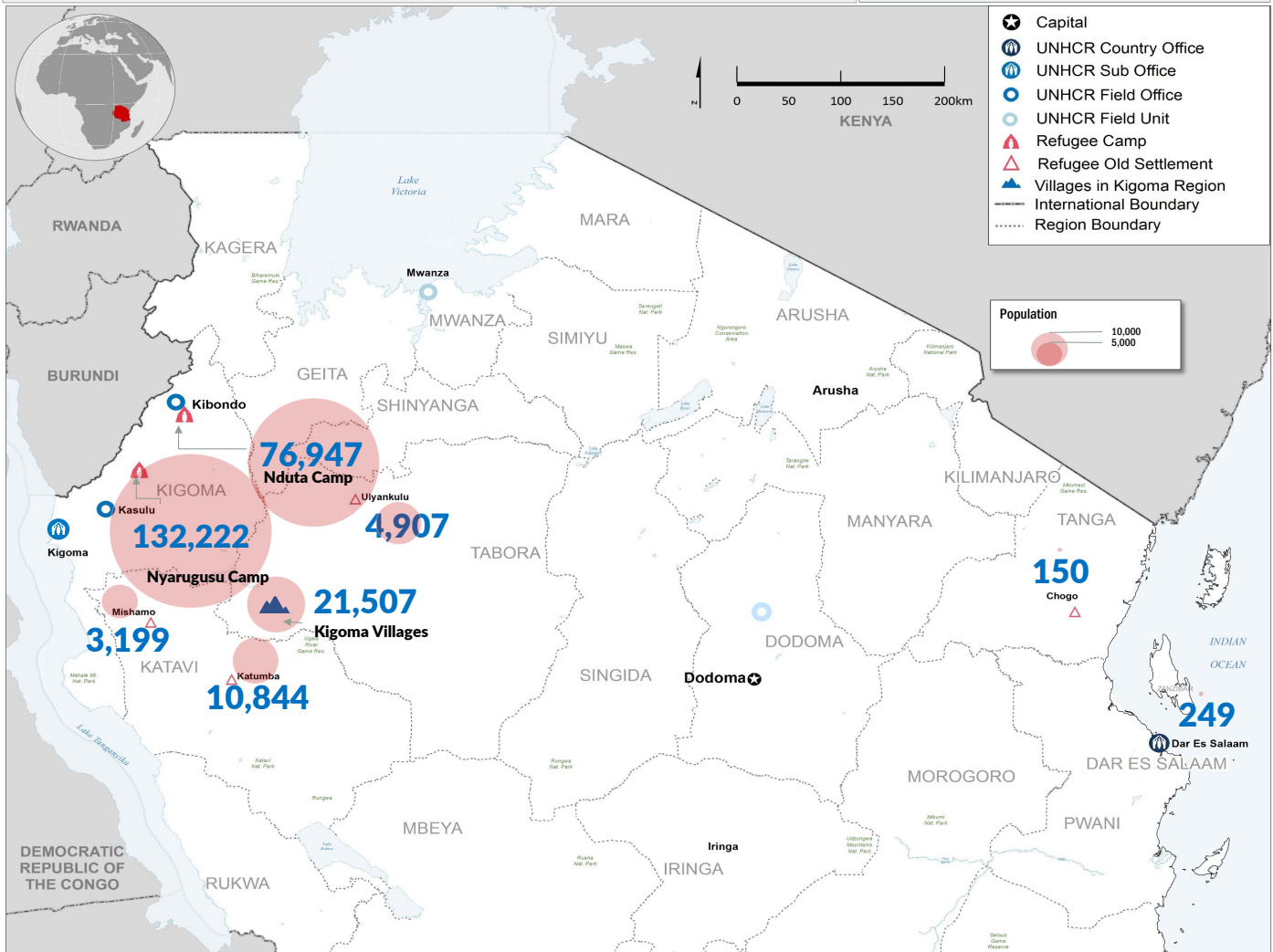
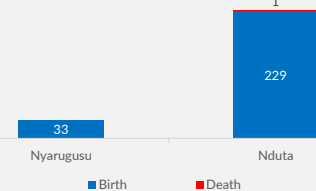
Resettlement departures by country of origin, 2015-2023



Camp population trend: May 2022 to April 2023



Births vs Deaths



The boundaries and names shown and the designations used on this map do not imply official endorsement or acceptance by the United Nations. Sources: Boundaries: UNCS; Background: USGS; Data: Government of Tanzania, UNHCR.

For more information, please contact: MALLYA@unhcr.org or visit: <https://data2.unhcr.org/en/situations/burundi/location>