Gender-Based Violence Dashboard

Quarter 1

Uganda Refugee Response Plan (RRP) 2022 - 2023

January - March 2023

Overview

Overall objective of the Gender-based Violence (GBV) sector

The GBV sector aims at generating longer-term attitudinal and behavior changes relating to gender roles, norms, and gender-based violence. The sector also ensures that survivors of GBV and those at risk have access to survivor-centered and timely case management services with satisfaction, as well as linking survivors to multi-sectoral support.

Q1 Achievements

By the end of March 2023, members of the GBV Sector Working Group (SWG) managed **1,526 incidents**, reported in the GBVIMS from all thirteen refugee hosting districts in Uganda. The main types of GBV disclosed by survivors include psychosocial/ emotional abuse (**32%**), physical assault (**24%**), and denial of resources (**24%**). Forced marriage/ child marriage remains a concern particularly among the South Sudanese population. In addition, by March, a cumulative number of **73,012 persons we serve had been reached with GBV awareness raising and prevention activities**. This represents **11%** of the annual target (640,000).

The main GBV contributing factors within the operation are, reduction in cash for food and land for farming exposes women and girls to risk of exploitation and abuse, harmful cultural norms within the refugee communities and patriarchal behaviors that give men power over women, increased child neglect and abandonment by parents who go to the host community in search of casual work or else where, increase in alcoholism and drug abuse, GBV risks among young children and a spike in cases of teenage pregnancies resulting into family conflicts, economic hardship in refugee settlements and in Kampala among urban refugees all contribute to the GBV incidents.

To see longer-term changes in attitudes towards gender norms, power relationships and gender-based violence, the SASA! Together Methodology is currently rolled out in **eight out of thirteen refugee hosting districts** and is to be rolled out gradually to all the refugee settlements.

Main challenges and gaps

- Case worker ratio and access to survivor-centered case GBV response services, remain inadequate due to limited resources.
- Inadequate women and girls center that allow for confidential counseling and women empowerment.
- Survivors travel over long distances to access services and there are limited results from seeking legal and security services.
- Limited funding is the main impediment to roll-out and implement comprehensive prevention programs in all settlements, including SASA! Together.
- Additional programmatic gaps include inadequate resources for menstrual hygiene kits, limited number of specialized MHPSS partners to address advanced psychological needs, as well as late reporting of cases arising from negative cultural beliefs.
- Limited livelihoods assistance for single women and teenage mothers.

Key indicators

1,526 GBV incidents reported

2,280 Total Inter-ventions

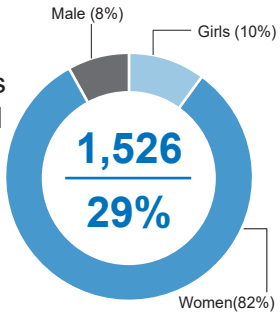

GBV incidents

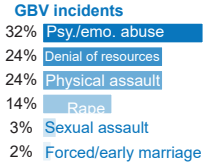

GBV survivor support



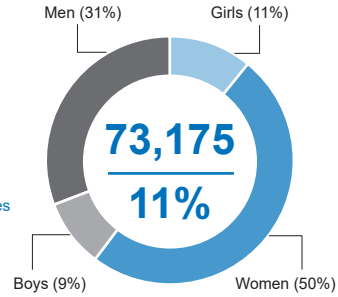

299 GBV survivors who completed satisfaction survey

Target: 2,627

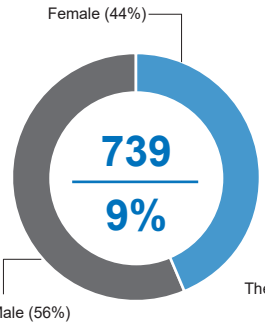

1:50 GBV case-worker to Open GBV cases ratio

The Standard in 1:20

GBV survivors receiving appropriate multi-sectoral support

Target: 5,252

Number of persons reached with GBV awareness raising messages

Target: 640,000

Functional structures trained and able to support survivors

Target: 8,500

Outcome: Reduced Incidence of GBV and satisfaction with multi-sectoral services provided

Indicator	*Actual*	*Target (2022)*	*Actual* ■ *against annual target* ■
Women, men, boys and girls reached with GBV awareness raising messages			
- Congolese refugees	19,243	200,000	10% / 90%
- South Sudanese refugees	45,285	350,000	13% / 87%
- Other refugees	8,647	90,000	10% / 90%
GBV survivors receiving appropriate multi-sectoral support			
- Congolese refugees	769	2,061	37% / 63%
- South Sudanese refugees	542	2,791	19% / 81%
- Other refugees	63	400	16% / 84%
Comunity and functional structures (duty bearers) trained on GBV prevention and response			
- Congolese refugees	334	4,000	8%
- South Sudanese refugees	405	3,500	12% / 88%
- Other refugees	0	1,000	0%

Achievements data: ActivityInfo + GBVIMS

Author: UNHCR Representation in Uganda

Feedback: ugakaimug@unhcr.org

For more info: www.ugandarefugees.org

Sector contacts: Rachel Ogolla (UNFPA) rogolla@unfpa.org

Sibo Mutanguha (UNHCR) mutang@unhcr.org

Published: May 2023

Operational Presence (GBV)

Koboko
DRC, UNHCR*

Yumbe
CARE, IRC, UNHCR*

Terego & Madi Okollo
CARE, DRC,, UNHCR*

Adjumani
LWF, WVI, UNHCR*

Kikuube
Alight, CARE, LWF, UNHCR*

Kyegegwa
Alight, IRC, LWF, UNHCR*, UNFPA*

Kamwenge
Alight, LWF, UNHCR*

Kisoro
CARE

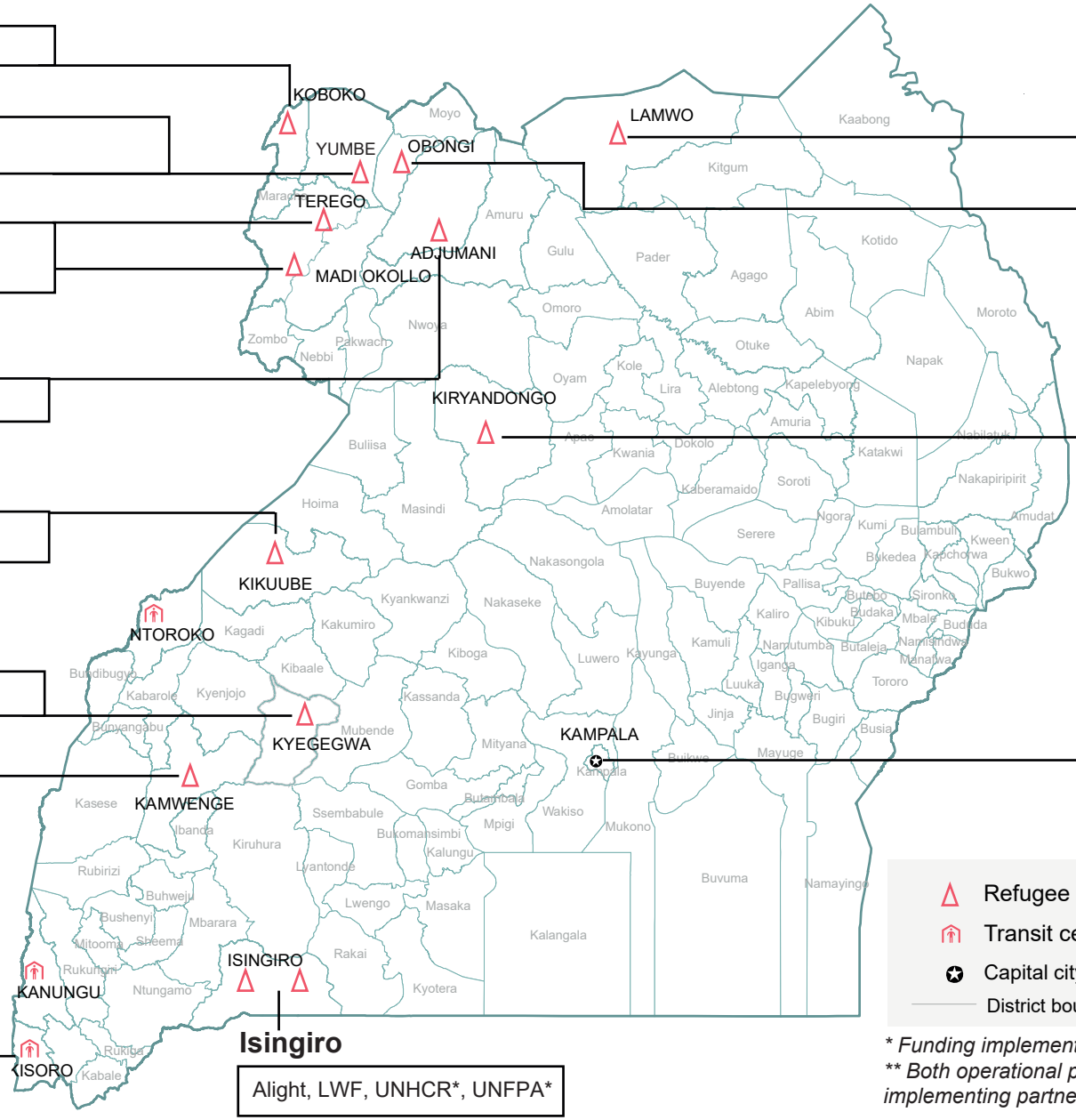

Lamwo
LWF, ThriveGulu, UNFPA*, UNHCR*, UNWOMEN*

Obongi
CFI, LWF, UNHCR*

Kiryandongo
DRC, UNHCR*

Kampala
CAFOMI, UNHCR**

Isingiro
Alight, LWF, UNHCR*, UNFPA*

Refugee settlement
Transit centre
Capital city
District boundary

** Funding implementing partners*
*** Both operational partner and funding implementing partners*

The boundaries and names shown and the designations on this map do not imply official endorsement or acceptance by the United Nations