UNHCR The UN Refugee Agency | Somalia

POPULATION DASHBOARD

1 - 31 May 2023

In May, 345,000 new internal displacements were monitored by the UNHCR-led Protection and Returns Monitoring Network (PRMN). Drivers include floods (266,000), drought (35,000), conflict and insecurity (41,000) and others (3,000) displacements related to floods were recorded.

Hiraan (266,000) received the highest number of displaced persons followed by Gedo (199,000), Galgaduud (157,000), Banadir (109,000) and Bay (105,000) regions.

Population of concern

IDPs	3,864,000
Refugee Returnees	7,403
Refugees	16,604
Asylum Seekers	19,021

**Estimated internally displaced persons as of December 2022 (Source: Somalia IDP - WG)*

35,625

Refugees & Asylum-Seekers

At the end of May 2023, there were 35,625 refugees and asylum-seekers registered in Somalia, mainly from Ethiopia (23,759 asylum seekers and refugees), Yemen (10,2416 refugees and asylum seekers) and Syria (1,317 refugees and asylum seekes). The remaining 308 persons of concerns were from other countries.

Region	Ethiopia	Yemen	Other
Woq. Galbeed	10,453	5,154	1,182
Bari	7,890	1,892	92
Nugaal	2,601	210	17
Mudug	1,473	43	24
Togdheer	191	142	37
Sanaag	129	19	4
Awdal	294	171	9
Banadir	12	2,479	259
Sool			
Middle Shabelle			
Lower Shabelle		110	
Other	716	17	
TOTAL	**23,759**	**10,241**	**1,624**

7,403

Refugee Returnees (2020 - 2023)

Since January 2020, 7,402 Somali refugees have returned to Somalia. This figure includes Voluntary Repatriation from Kenya (923) and Assisted Spontaneous Returnees (ASR) from Yemen (951) and other countries (355). Approximately 5,113 Somalis were monitored as arriving spontaneously from Yemen since January 2020.

Region	Kenya	Yemen	Other
Lower Juba	462	6	2
Banadir	411	685	140
Bay	50	15	19
Togdheer		4	2
UNREG		1	5
Gedo			12
Nugaal		1	3
Hiraan		3	
Woq. Galbeed		76	145
Lower Shabelle		49	1
Awdal		1	5
Other		110	21
TOTAL	**923**	**951**	**355**

Returnees, refugee and asylum seekers map

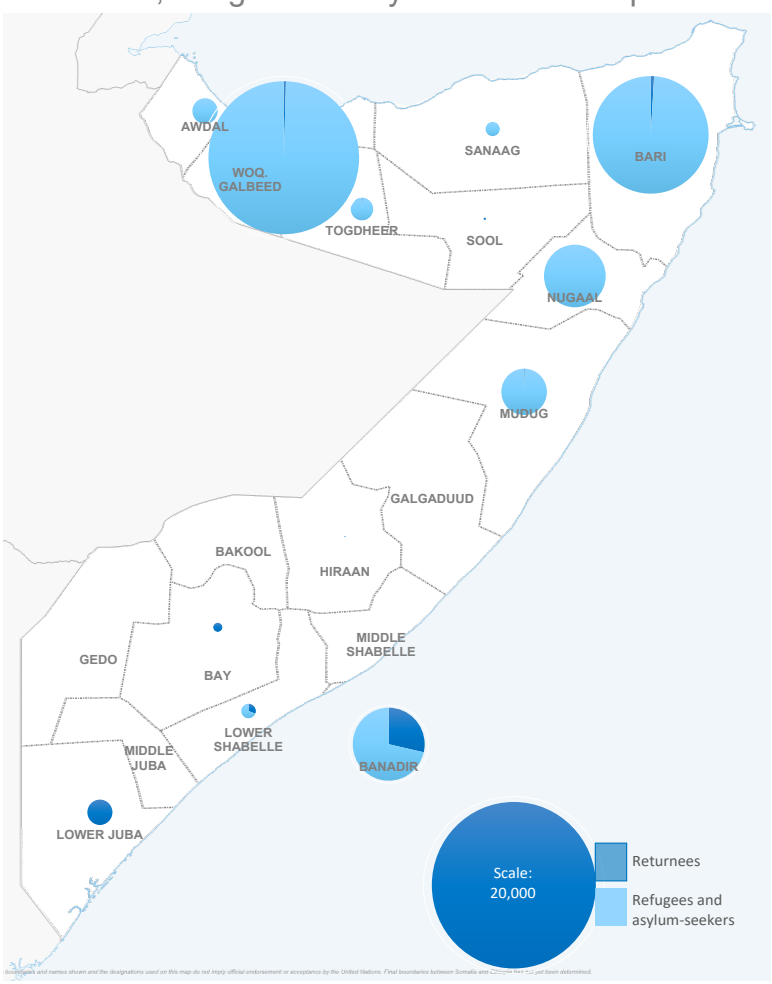

Somali returnees from Kenya by month

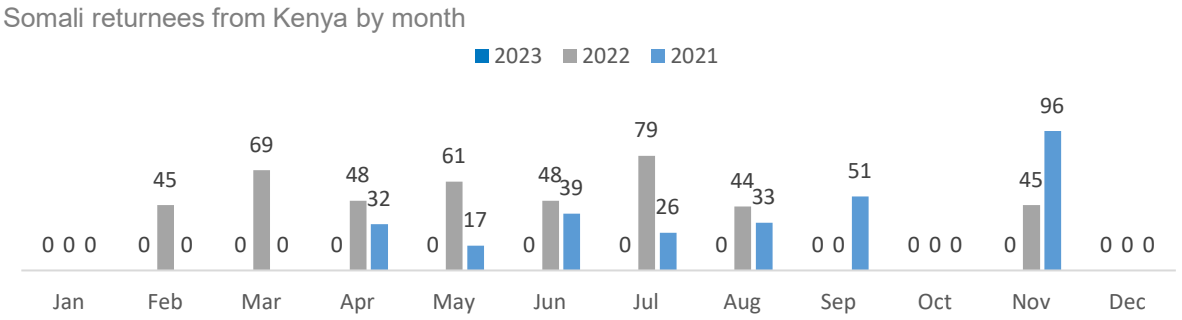

Assisted spontaneous returnees from Yemen by month

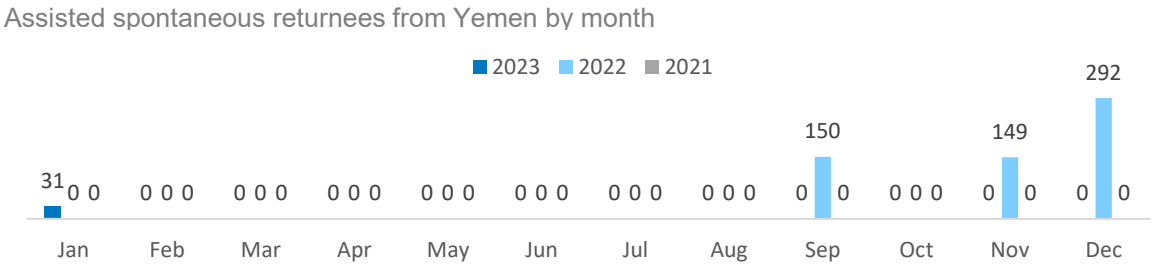

Number of returnees (with assistance from UNHCR) since 2020

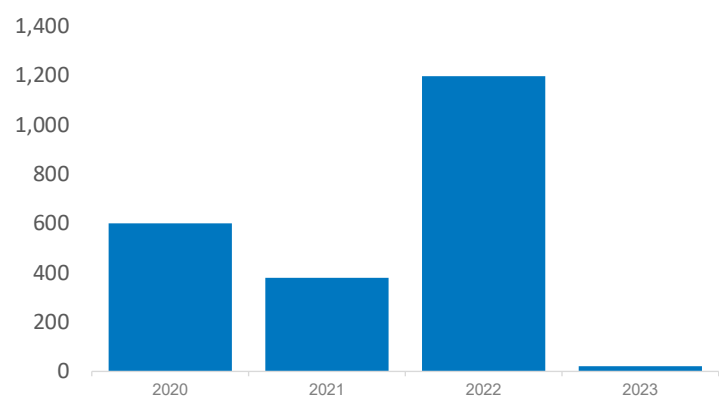

Somalia Internal DISPLACEMENT

Displacements monitored by UNHCR Protection and Return Monitoring Network (PRMN)

Monthly internal displacement (2022 - 2023)

(in thousands)

Year	People
2022	1,816,000
2023	1,257,000

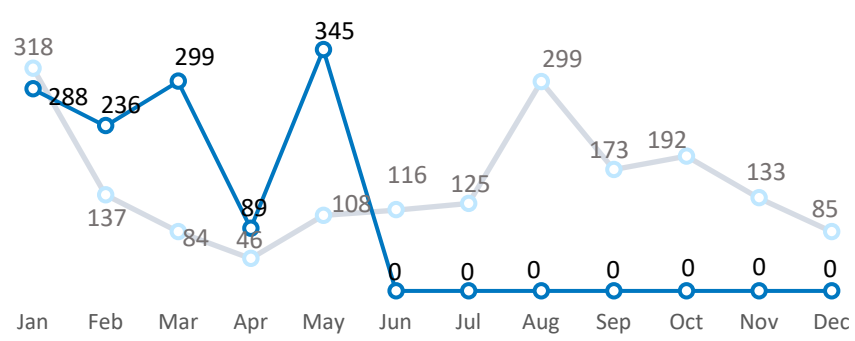

2023 displacement reasons

Conflict/Insecurity	474,000
Flood	415,000
Drought related	281,000
Drought	60,000
Other	1,257,000

2023 top arrival regions

Hiraan	266,000
Gedo	199,000
Galgaduud	157,000
Banadir	109,000
Bay	105,000
Nugaal	91,000
Bari	63,000
Togdheer	51,000
Other	216,000
Total	1,257,000

May 2023 displacement reasons

Flood	266,000
Conflict/Insecurity	41,000
Drought related	35,000
Other	3,000
	345,000

May 2023 top arrival regions

Gedo	32,000
Banadir	13,000
Bay	9,000
Nugaal	9,000
Middle Juba	7,000
Middle Shabelle	5,000
Lower Juba	4,000
Bari	3,000
Other	7,000
Total	89,000

Somalia: Global Focus - Somalia: Information sharing portal - UNHCR Somalia - @UNHCRSom - Facebook: UNHCR Somalia - Somalia internal displacement

UNHCR is grateful for the generous contributions of donors who have directly contributed to the UNHCR Somalia operation in 2023

Print date: 14 June 2023

Author: UNHCR Somalia