Azraq | Jordan

Public Health Profile

Quarter 04 01 October - 30 Decemeber 2022

Refugee population

Total refugee population: **39,795**

Demographic breakdown:

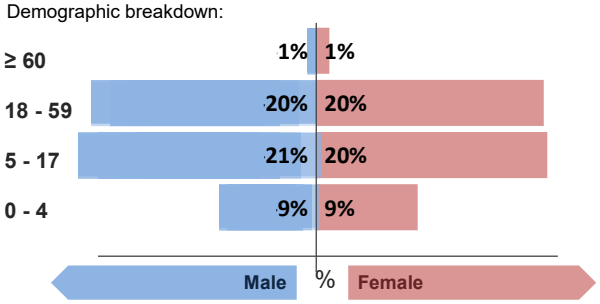

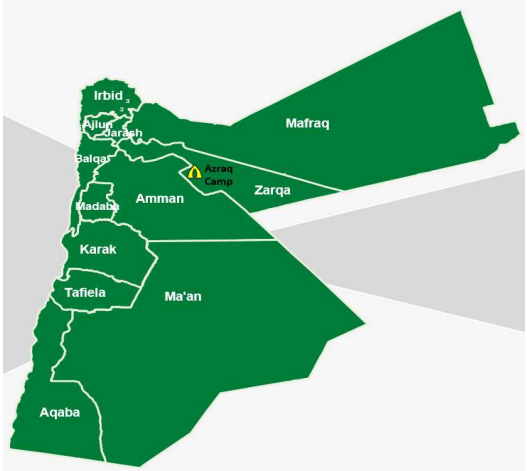

Key facts

Camp opened:
May 2014

Indicators at a glance

1	Health utilisation rate	6.1	X
2	Number of consultations per clinician per day	45	√
3	Hospitalisation rate (/1000/month)	6.4	
4	% deliveries attended by skilled personnel	99%	√
5	Crude Mortality Rate (CMR) (/1000/month)	0.1	√
6	Under-five Mortality Rate (U5MR) (/1000/month)	0.3	√
7	Neonatal Mortality Rate (NNMR) (/1000 livebirths)	11.8	√

Notes

This public health profile for Azraq refugee camp is compiled from health facility data from the following partners:

- **IMC Hospital**
- **IMC Clinic Village 5**
- **AMR Clinics in Villages 2, 3 and 6**
- **IRC RH Services in Villages 3, 5, and 6**

Data is collected using standardised Health Information System (HIS) data collection and reporting tools and aims to be as accurate as possible.

Morbidity

Acute health conditions (%)

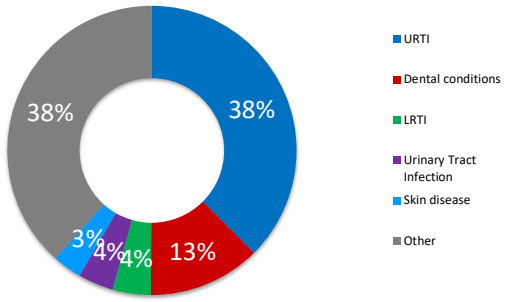

Chronic health conditions (%)

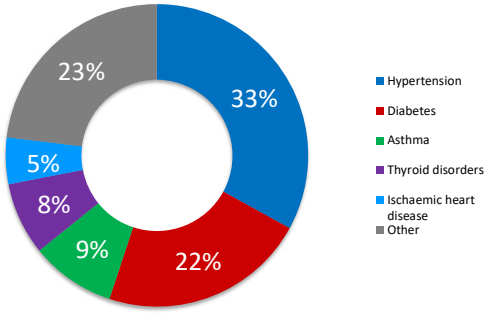

Top 5 acute health conditions

		% morbidity	# of cases
1	URTI	38%	23,719
2	Dental conditions	13%	7,947
3	LRTI	4%	2,706
4	Urinary Tract Infection	4%	2,487
5	Skin disease	3%	2,065
-	Other	38%	24,278

Top 5 chronic health conditions

		% morbidity	# of cases
1	Hypertension	33%	1,652
2	Diabetes	22%	1,107
3	Asthma	9%	454
4	Thyroid disorders	8%	389
5	Ischaemic heart disease	5%	250
-	Other	23%	1,156

Breakdown of acute health conditions

by age

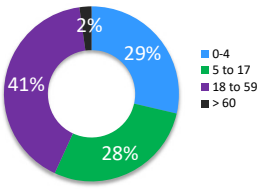

by gender

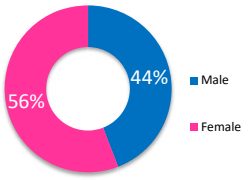

Breakdown of chronic health conditions

by age

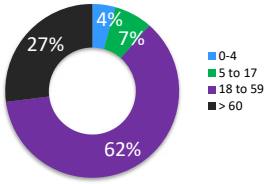

by gender

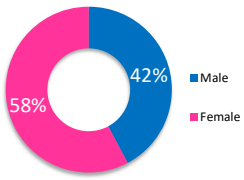

Public Health

Health Impact	Indicator	Standard	
Crude Mortality Rate (CMR) (/1000/month)	0.1	< 0.51	√
Under-five Mortality Rate (U5MR) (/1000/month)	0.3	< 1.5	√
Neonatal Mortality Rate (NNMR) (/1000 livebirths)	11.8	< 14.9	√

Access and utilization			
Total number of consultations	82,098		
Health utilisation rate	6.1	1 - 4	X
No. of consultations per trained clinician per day	45	< 50	√

Outbreak Alert and Response	Indicator	Standard
Number of outbreaks reported	0	
% of outbreaks investigated within 48 hours		100%

Laboratory	
Number of laboratory samples	28,317

Breakdown of mental health conditions

By cause

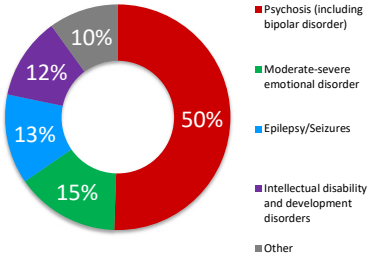

By age

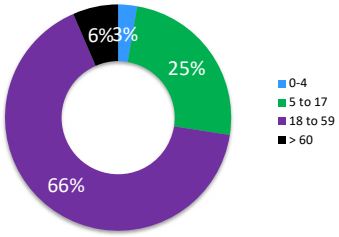

By gender

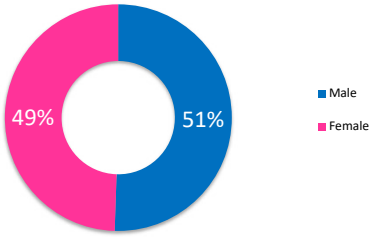

Breakdown of injuries

By cause

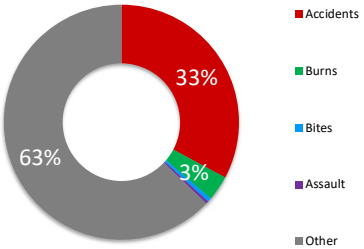

By age

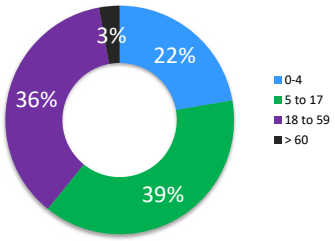

By gender

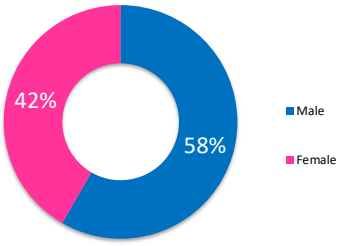

In-patient and referral

In-patient department	Indicator	Standard	
Hospitalisation rate (/1000/year)	77.0	50 - 150	
Bed occupancy rate	73%	> 75%	X
Mean length of stay for authorised discharges (days)	2.3		

Reproductive Health

Antenatal care	Indicator	Standard	
Coverage of antenatal care (4 or more visits)	80%	≥ 90%	X
Coverage of TT vaccination	27%	≥ 90%	X
Coverage of anaemia screening in pregnancy	82%	≥ 90%	X
Delivery care			
Proportion of deliveries attended by skilled personnel	99%	≥ 90%	√
Proportion of deliveries performed by caesarean section	33%	5 - 15%	X
Proportion of low birth weight deliveries (<2500g)	8%	< 15%	√
Maternal mortality			
Number of maternal deaths reported	0		
% of maternal deaths investigated within 48 hours	0%	100%	

Postnatal care	Indicator	Standard	
Coverage of postnatal care	66%	≥ 90%	X

Sexual and Gender-based Violence			
Incidence of rape (reported cases/10,000/year)*	0.0		^
% of rape survivors who received PEP** < 72 hours		100%	^
% of rape survivors who received ECP*** < 120 hours		100%	^
% of rape survivors who received STI**** prophylaxis < 2 wks		100%	^

*Only includes rapes reported at health facilities **Post-exposure prophylaxis ***Emergency contraceptive pill ****Sexually transmitted infection

UNHCR gratefully acknowledges the support of the following partners: