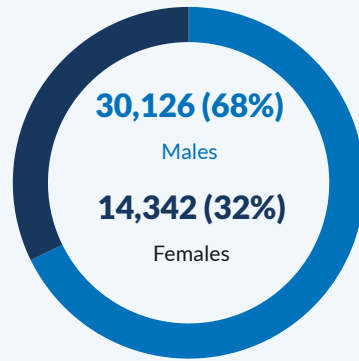


Legal Status: All

Urban or DC: All

Gender: All

Mantika: All



**8,453 (19%)** Boys

**21,147 (48%)** Men

**17,214 (39%)** Single Males

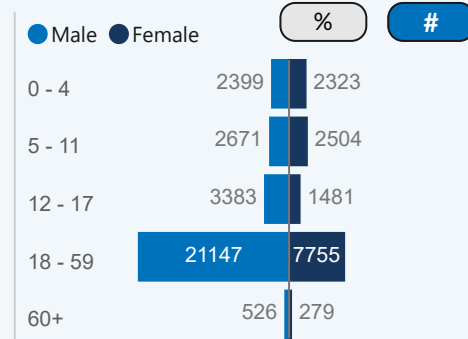
**526 (1%)** Elderly Men (60+)

**6,308 (14%)** Girls

**7,755 (17%)** Women

**1,273 (3%)** Single Females

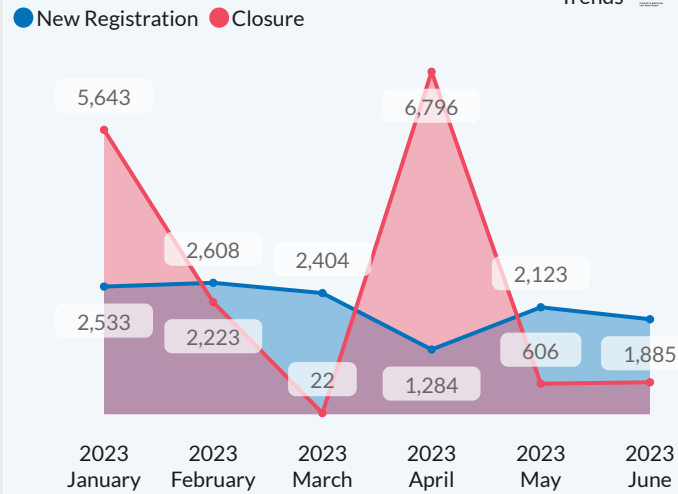
**279 (1%)** Elderly Women (60+)



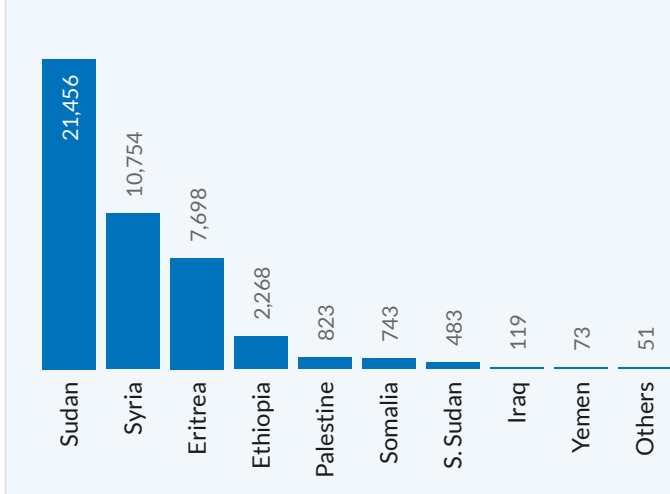
### Place of Residence

Mantika	# of Individuals	% of Individuals
Tripoli	21,879	49.20%
Aljfara	9,239	20.78%
Misrata	3,378	7.60%
Unknown	2,803	6.30%
Azzawya	2,448	5.51%
Zwara	1,639	3.69%
Almargeb	1,328	2.99%
Benghazi	651	1.46%
Al Jabal Al Gharbi	411	0.92%
Sebha	158	0.36%
Al Jabal Al Akhdar	75	0.17%
Ejdabia	73	0.16%
Wadi Ashshati	72	0.16%
Tobruk	60	0.13%
Almarj	56	0.13%
Sirt	51	0.11%
Murzuq	43	0.10%
Nalut	36	0.08%
Derna	28	0.06%
Ubari	15	0.03%
Aljufra	14	0.03%
Alkufra	11	0.02%

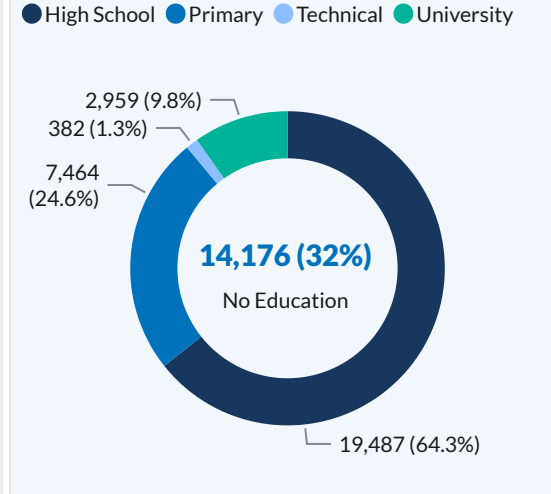
### New Registration / Closure



### Nationality



### Education level in the country of origin



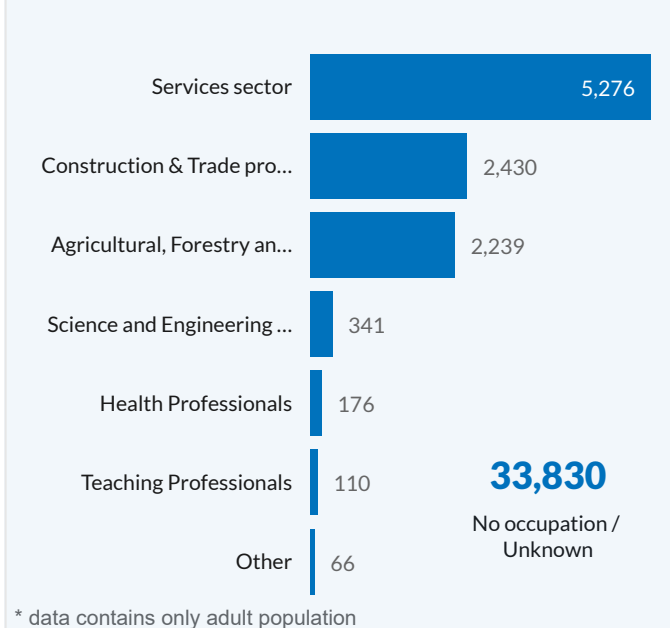
### Specific Needs Categories

Categories	Individuals	% Value
Women at risk	1,802	4.05%
Unaccompanied or separated children	1,691	3.80%
Survivors of violence and/or torture	1,477	3.32%
Specific legal/protection needs	26,076	58.64%
Single parent or caregiver	608	1.37%
Serious medical condition	6,216	13.98%
Older person at risk	165	0.37%
Family unity	581	1.31%
Disability	593	1.33%
Child at risk	3,858	8.68%
_Total	30,151	67.80%

**9,830**

with Multiple SPN Categories

### Occupation in the country of origin



\* data contains only adult population

