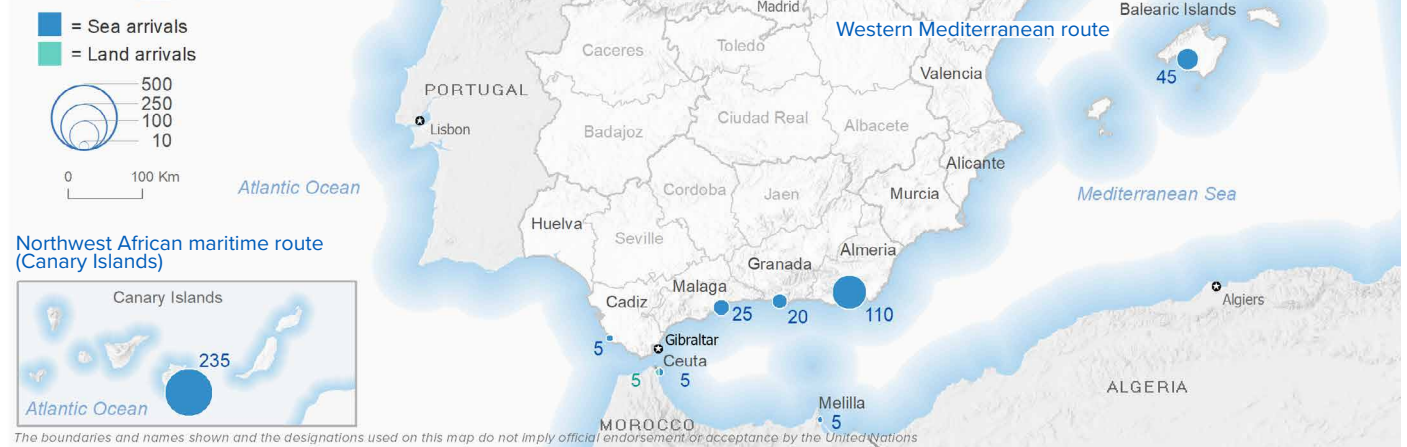


SPAIN Weekly snapshot - Week 26 (26 Jun - 2 Jul 2023)

The charts below are based on figures from the Ministry of Interior and UNHCR estimates. All figures are provisional and subject to change

Refugees & migrants: sea and land arrivals in week 26¹



Arrivals in Spain

12,874
 Arrivals as of
 2 Jul 2023²

-12%
 Dif. 2022

12,585
 Sea Arrivals²
 Dif. 2022: -4%

289
 Land Arrivals²
 Dif. 2022: -81%

455
 Arrivals Week 26¹
 Dif. last week: -53%
 Dif. 2022: +14%

Western Mediterranean

5,596
 Arrivals as of
 2 Jul 2023²

0%
 Dif. 2022

5,307
 Sea Arrivals²
 Dif. 2022: +30%

289
 Land Arrivals²
 Dif. 2022: -81%

219
 Arrivals Week 26¹
 Dif. last week: +29
 Dif. 2022: -39%

Northwest African maritime (Canary Islands)

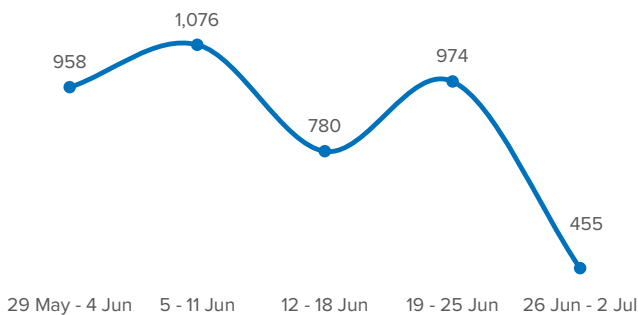
7,278
 Arrivals as of
 2 Jul 2023²

-19%
 Dif. 2022

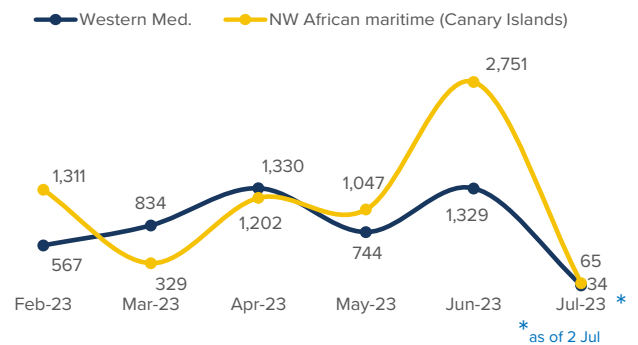
7,278
 Sea Arrivals²
 Dif. 2022: -19%

236
 Arrivals Week 26¹
 Dif. last week: -71%
 Dif. 2022: +125%

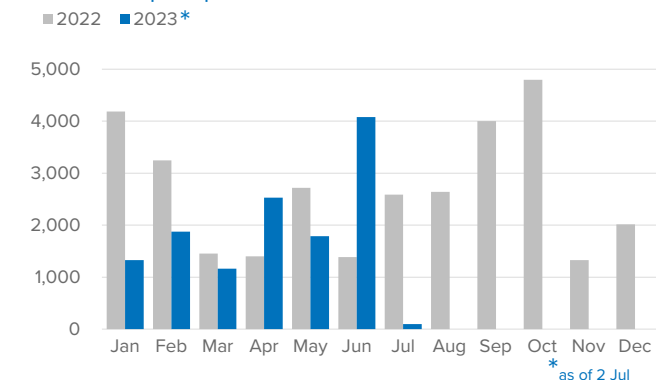
Arrivals in Spain during the last five weeks¹



Arrivals in Spain by route during the last six months²



Arrivals in Spain per month²



Arrivals in Spain per year²

