

**KEY FINDINGS: INTENTIONS TO RETURN TO UKRAINE**
**17%**

of respondents are planning to return in the next 3 months

**71%**

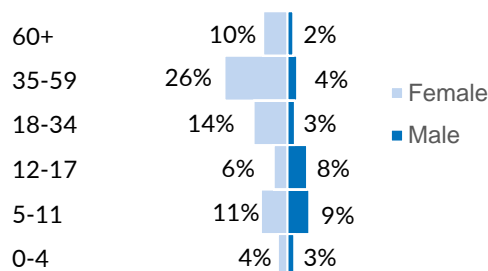
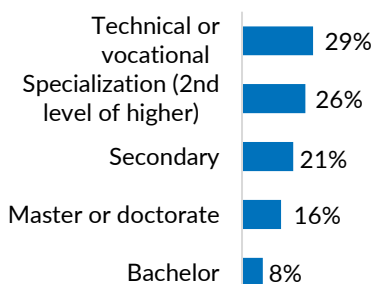
of respondents are hoping to return one day

**8%**

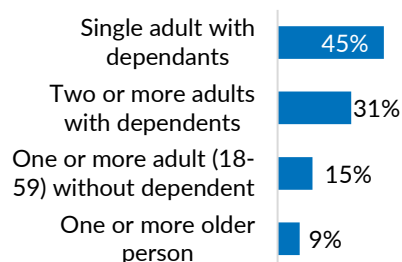
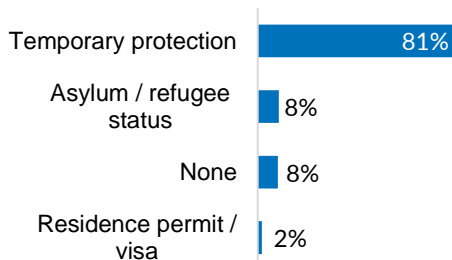
of respondents are undecided about return

**4%**

of respondents have no hope to return

**Household members by age and gender**

**Respondent's education level**

**Household size**
**2.8** average size of household

**Specific needs**
**13%** of households with at least 1 person with care needs due to illness or disability

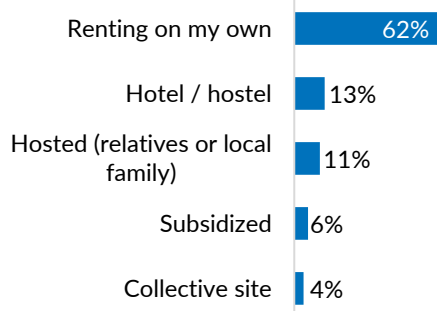
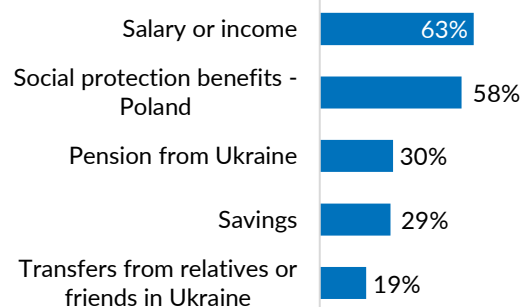
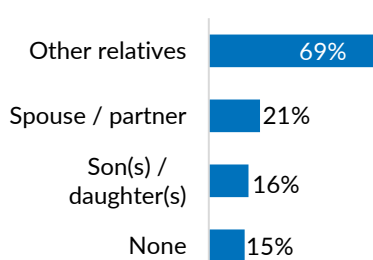
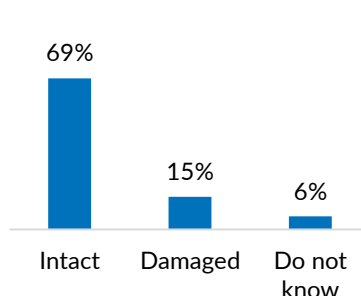
**Household type**

**Legal status**

**Local language**
**37%** of respondents speak Polish

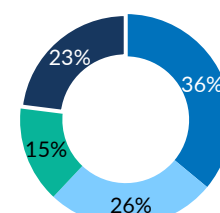
**Children's share in households**
**41%** of household members were children

**ENABLERS AND FACTORS INFLUENCING RETURN**
**Security and safety in Ukraine**
**93%** of respondents rate highly important

**Basic services in Ukraine**
**90%** of respondents rate highly important

**Basic services in Poland**
**72%** of respondents rate highly important

**Top 5 accommodation type in Poland**

**Top 5 income sources**

**Relatives in Ukraine**

**Dwelling status in Ukraine**

**Temporary visit**

 ■ Not able    ■ 1 time  
 ■ 1+ times    ■ Not needed


Number of respondents

500

Number of household members

1,478

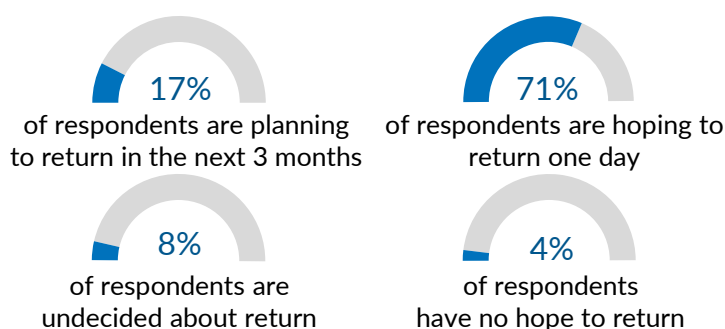
Average household size

2.8

**Methodology**

UNHCR is taking the lead in conducting regular **intention surveys with refugees from Ukraine** to prioritize the inclusion of their perspectives in discussions about their future and to facilitate evidence-based inter-agency responses that support host governments. This report presents the main findings of the fourth round of a regional intentions survey, with data collected between April and May 2023. Data collection was conducted by **Ipsos SA Switzerland**. A total of 500 respondents were interviewed through a phone-based survey. The complete regional report and methodological details can be found [here](#). The regional-level findings are presented by using sampling weights that effectively adjust for the size of the refugee population at the country level. Microdata can be found [here](#).

**KEY FINDINGS: INTENTIONS TO RETURN TO UKRAINE**



Overall, the survey found that only a small percentage of respondents planned to return to Ukraine permanently within the next three months. However, the majority of those surveyed expressed a desire to return to Ukraine in the future. Return intentions have remained stable over time.

**RESPONDENT PROFILE**

**Nationality**

100%

of respondents were Ukrainian nationals

**Gender**

93%

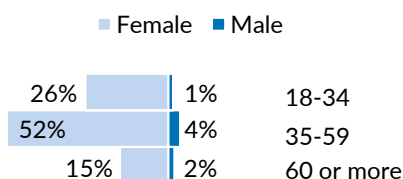
of respondents were females

**Age**

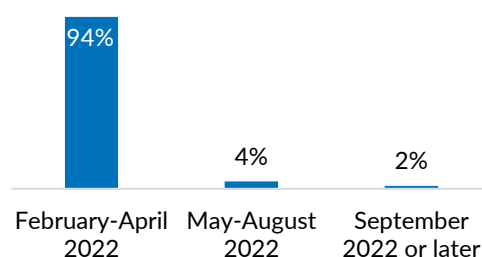
42.4

average age of the respondent

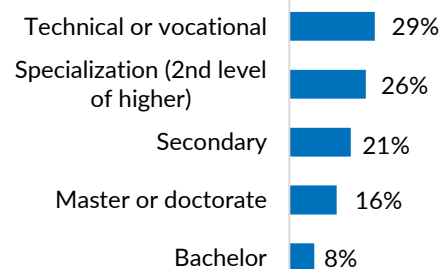
**Respondent age group and gender\*\***



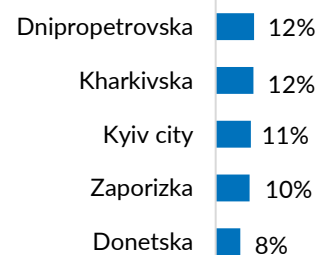
**Date of arrival to Poland\*\***



**Education level\*\***



**Top 5 oblasts of origin**



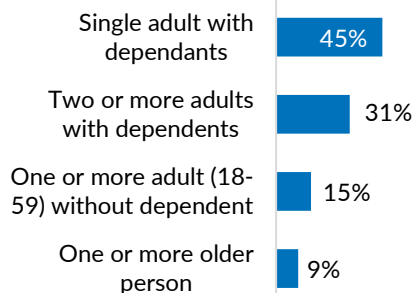
\*\* Due to rounding some percent totals do not add up to 100%.

### Household size

**2.8**

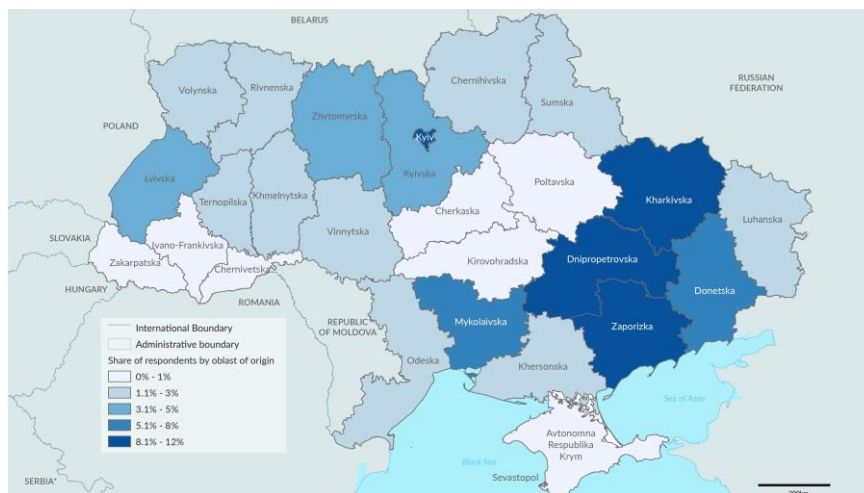
average number of members per household

### Household type\*\*



Note: the dependents include children and older persons (60+)

### Respondents' oblast of origin



Note: The boundaries and names shown and designations used on this map do not imply official endorsement of or acceptance by the United Nations or UNHCR.

### Children's share in households

**41%**

of household members were children

### Immediate family in Ukraine

**33%**

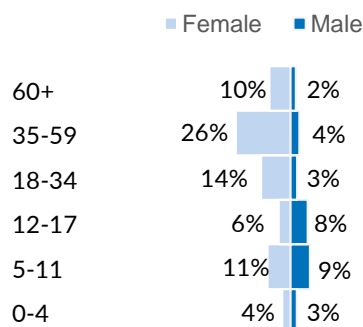
of households surveyed reported that their spouse and/or children were still in Ukraine

### Temporary visit to Ukraine

**41%**

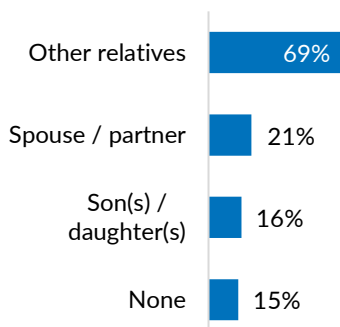
of respondents visited Ukraine at least once since their initial departure

### Household composition of members in Poland\*\*

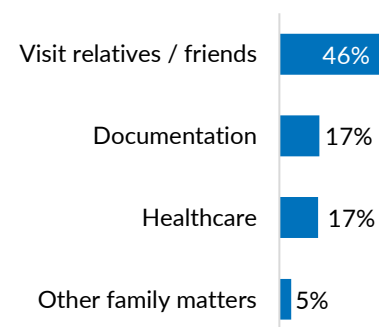


Note: including the respondent

### Relatives who are currently residing in Ukraine\*



### Reasons for temporary visit\*



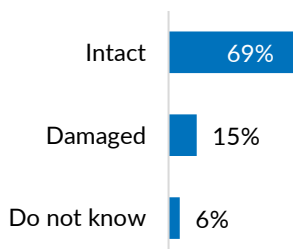
### Specific needs

**13%**

of households with at least 1 person with care needs due to illness and disability

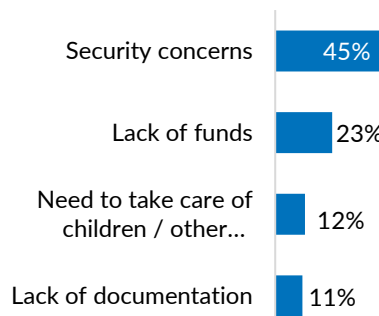
Note: includes difficulties walking, seeing, hearing, remembering, communicating or self-care

### Status of dwelling in Ukraine\*\*



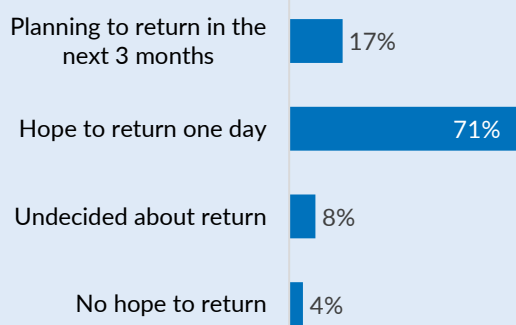
Note: 10% indicated that they did not own a dwelling

### Barriers to visiting Ukraine\*

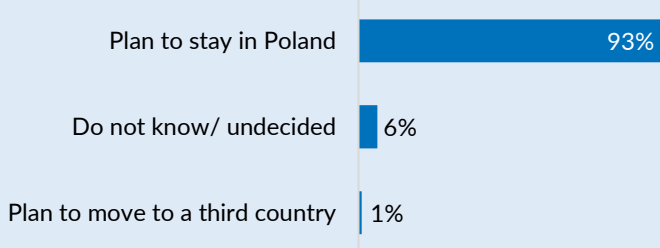


\* Multiple responses were possible, so percentages can go over 100% when added. \*\* Due to rounding some percent totals do not add up to 100%.

**Refugees' intentions to return to Ukraine\*\***



**Intentions for the next 3 months\*\***



Note: excludes those who plan to return to Ukraine within the next 3 months

**PLANNING TO RETURN TO UKRAINE WITHIN THE NEXT 3 MONTHS**

**Main reasons to return to Ukraine\***

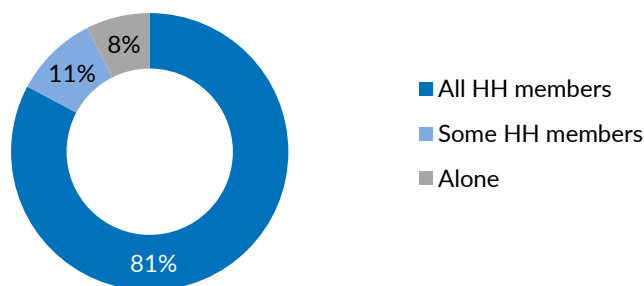
**66%** wish to return to own country / live in own cultural environment

**31%** wish to reunite with family in Ukraine

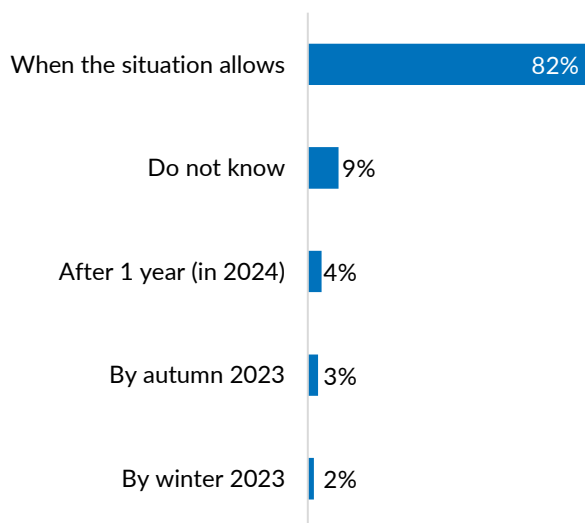
**Return where**

**88%** of respondents are planning to return to the same location they were living on the 23 February 2022


**Planning to return with whom\*\***



**Hoping to return - when\*\***



Note: among 71% of respondents who claimed hope to return one day



\* Multiple responses were possible, so percentages can go over 100% when added. \*\* Due to rounding some percent totals do not add up to 100%.

#### Enablers when to decide to return to Ukraine\*

##### Security and safety in Ukraine

93%

of respondents rated security as highly important

##### Basic services in Ukraine

90%

of respondents rated basic services and livelihoods in Ukraine as highly important

##### Basic services in Poland

72%

of respondents rated basic services and livelihoods in Poland as highly important

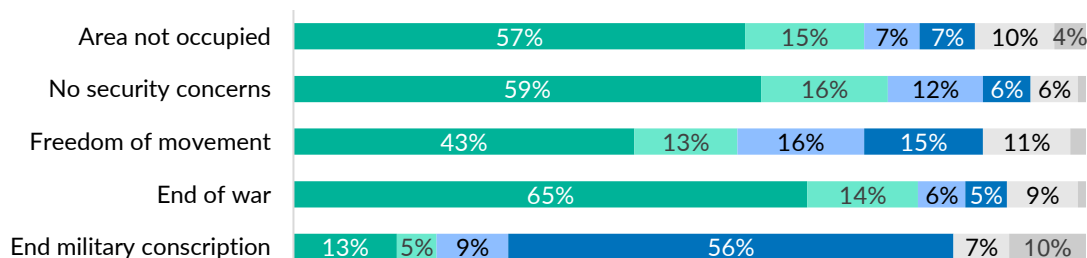
##### Other circumstances

56%

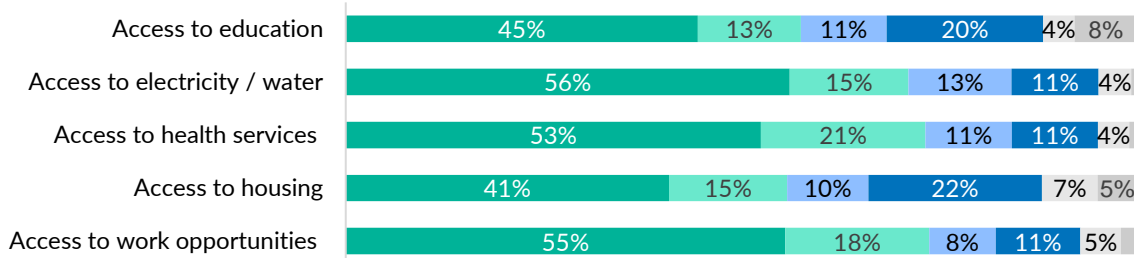
of respondents rated access to information and other personal circumstances in Poland as highly important

#### Importance of factors related to security\*\*

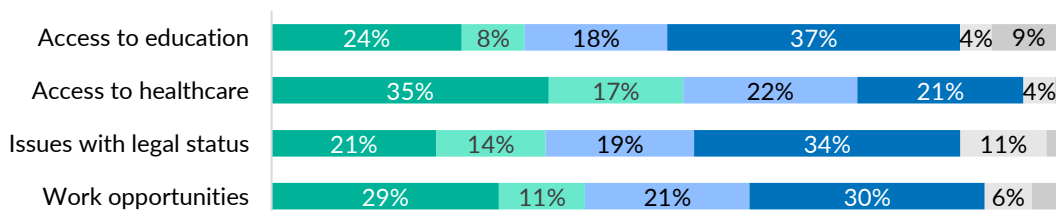
Very important Significant Lesser Negligible Don't know Not applicable



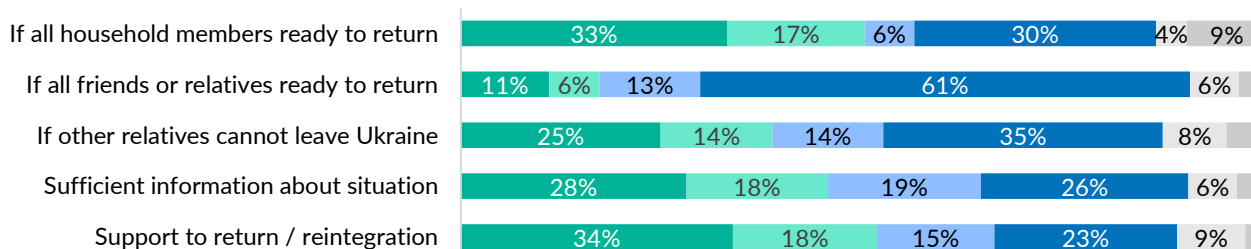
#### Importance of factors related to basic services and livelihoods in Ukraine\*\*



#### Importance of factors related to basic services and livelihoods in Poland\*\*

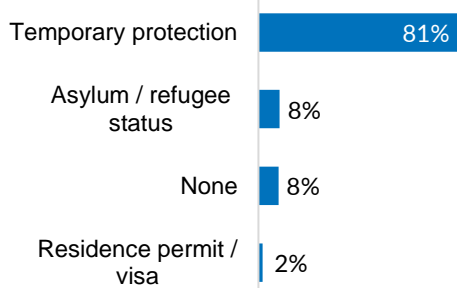


#### Importance of factors related to information and personal circumstances\*\*

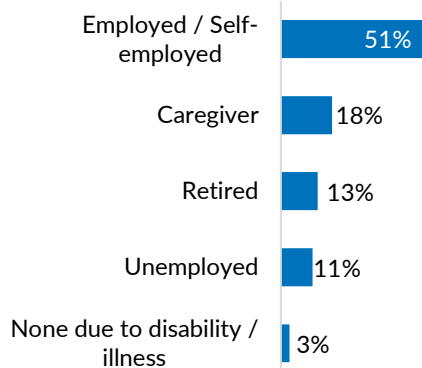


\* Multiple responses were possible, so percentages can go over 100% when added. \*\* Due to rounding some percent totals do not add up to 100%.

#### Legal status\*



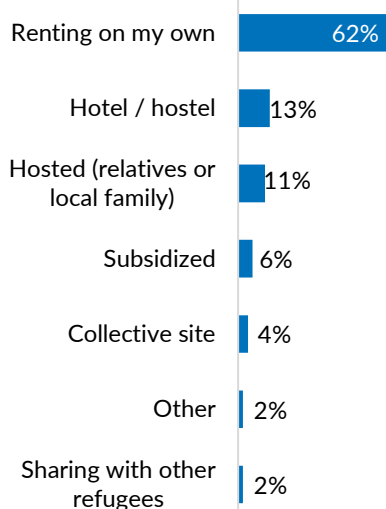
#### Activity status in Poland\*\*



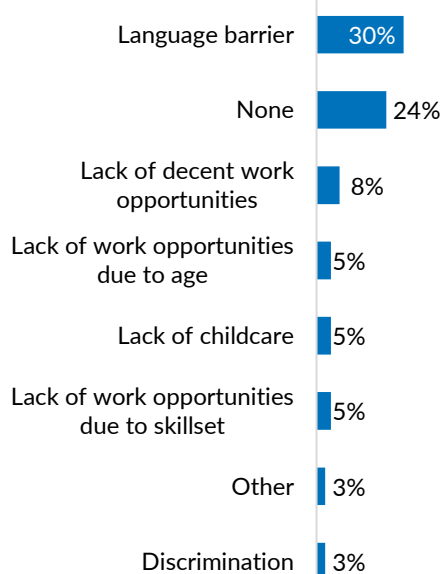
#### Work modality\*\*



#### Current accommodation\*\*



#### Main reasons of unemployment\*



#### Local language

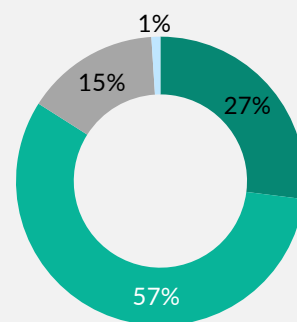
**37%** of respondents speak Polish

#### Basic needs in Poland

**32%** of respondents who indicated that household income is not enough to meet the basic needs

#### Relationship with local community

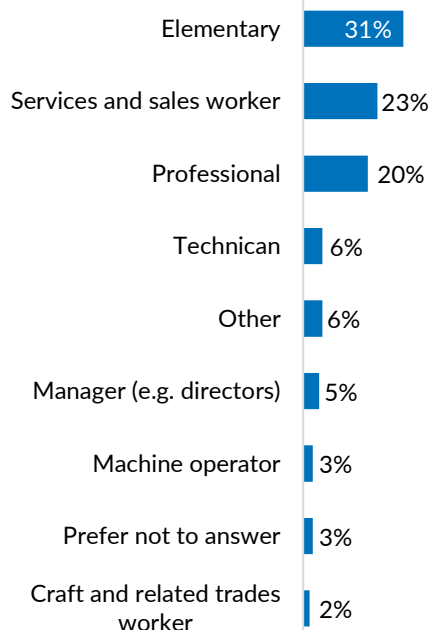
Very good Good Neutral Bad



#### Main income sources\*

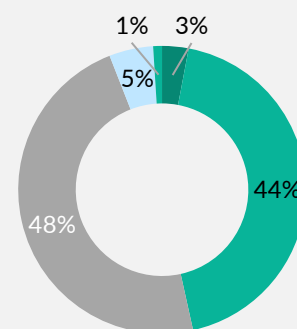


#### Current occupation



#### Overall life quality in Poland

Very good Good Neutral Bad Very bad



\* Multiple responses were possible, so percentages can go over 100% when added. \*\* Due to rounding some percent totals do not add up to 100%.