UNHCR The UN Refugee Agency

DIMA - RBSA

Data, Identity Management and Analysis - Regional Bureau for Southern Africa

Population Data Analysis

Regional Bureau for Southern Africa

May 2023

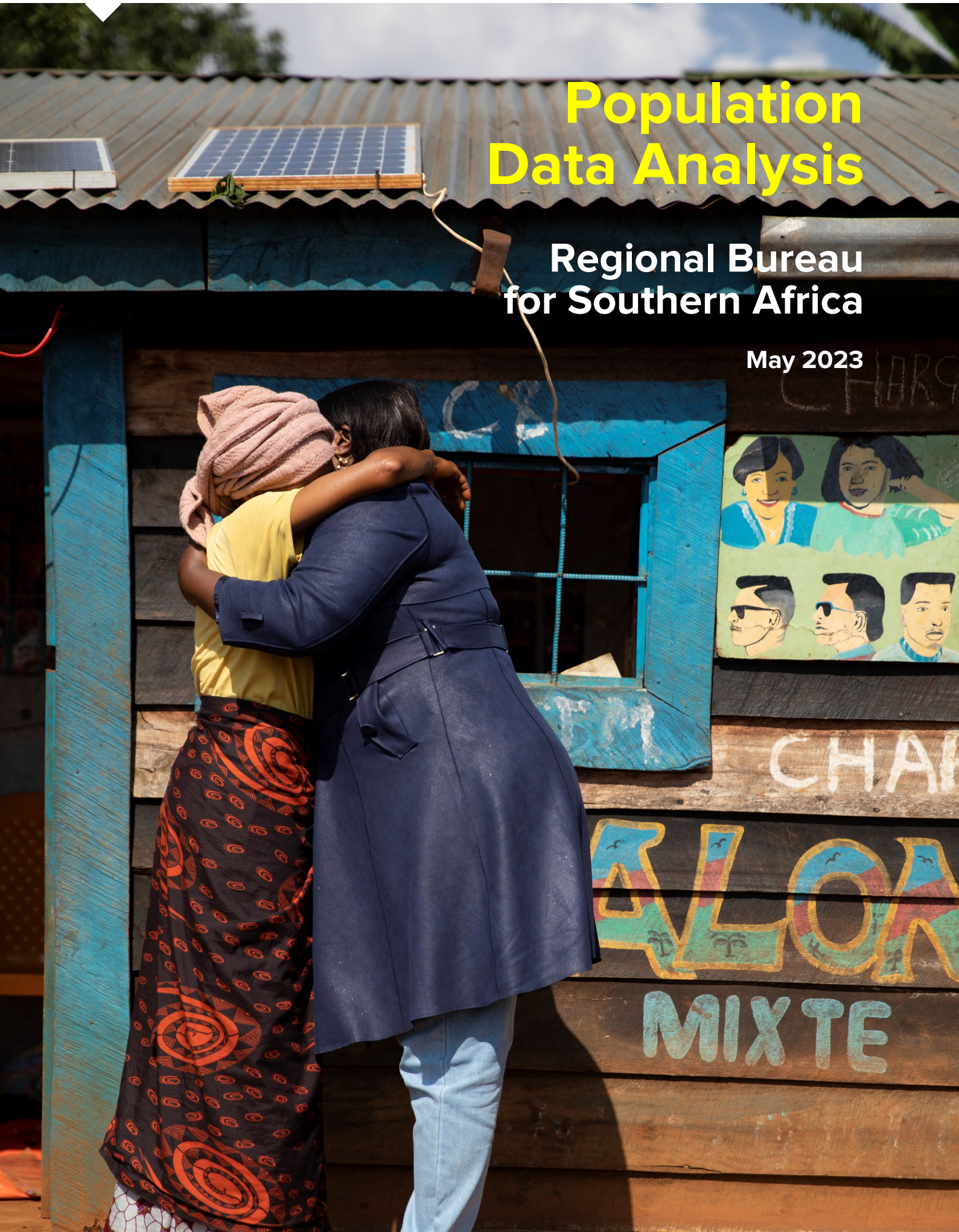

Overview

At the end of May 2023, Southern Africa hosts around **8.3 million people that UNHCR has the mandate and responsibility to protect and assist**. This includes 778,200 refugees, 198,500 asylum-seekers, 29,600 others of concern, [1] 6.9 million internally displaced persons (IDPs) induced by conflicts, as well as returned refugees of more than 600 and 359,700 returned IDPs. In addition, 1.2 million IDPs are induced by climate change and disaster.The decrease by 4 per cent from the previous month is mainly caused by the updated IDP figure in Mozambique. **The Democratic Republic of Congo (DRC) hosts 83 per cent of the population in the region**.

Refugees, Asylum-Seekers and Others of Concern

There are **1 million refugees, asylum-seekers and others of concern** hosted in the region. From the above mentioned figure, 75 per cent originate from countries outside Southern Africa region. [2] The top five countries of origin are: Central African Republic (242,000), Rwanda (237,900), Democratic Republic of the Congo (216,300), Burundi (84,300) and South Sudan (56,900).

Internally Displaced Persons (IDPs)

In the Southern Africa region, **86 per cent of the internally displacements is caused by conflicts**. Around 359,700 individuals returned from internal displacement in DRC and Mozambique. IDPs induced by conflicts are reported in DRC, Congo and Mozambique, and IDPs induced by disaster are reported in DRC, Malawi, Mozambique and Zimbabwe.

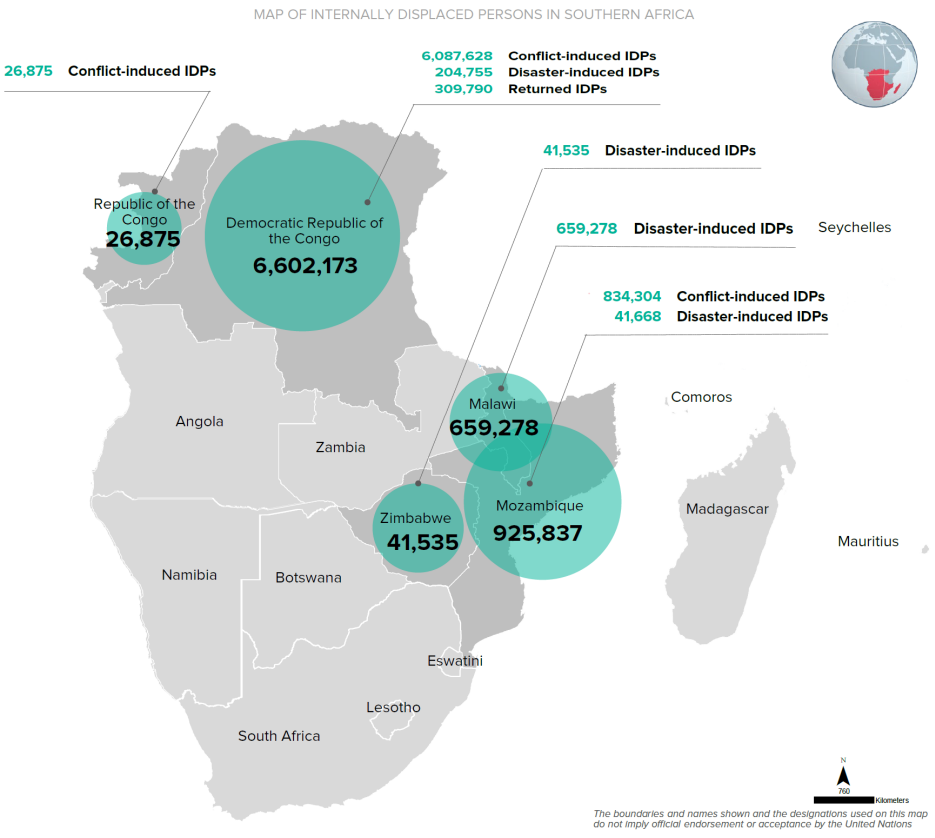

Table 1. Number of IDPs as of 31 May 2023

Summary of Previous Analyses

The monthly report has started since March 2022. This part of the report, last paragraph of this page, has been covering different topics since April 2022, aiming to present different topics. In the last 12 reports, the topics have been various in specific protection needs, durable solutions, education, mixed movements, statlessness and birth registration, population planning, data availability of demographics and assistance provided by UNHCR. Some topics have been covered several times. Specific protection needs, for example, were presented three times, and durable solutions, education and mixed movements were presented twice. They are the topics of available data each month. Population planning and assistance numbers by UNHCR in the region were also analysed with the annual data at the end and the start of the year.

Data Sources: proGres (PRIMES), government, OCHA and IOM DTM.

[1] Others of concern refer to those who are linked to (but not classified as) refugees and asylum-seekers, and who need assistance by UNHCR. In most cases in Southern Africa, they are family members, i.e., spouse or children, of refugees or asylum-seekers.
[2] Southern Africa region refers to the 16 countries covered by the Regional Bureau for Southern Africa of UNHCR including Angola, Botswana, Comoros, Congo, DRC, Eswatini, Lesotho, Madagascar, Malawi, Mauritius, Mozambique, Namibia, Seychelles, South Africa, Zambia and Zimbabwe.

UNHCR
The UN Refugee Agency

REGIONAL BUREAU FOR SOUTHERN AFRICA

POPULATIONS THAT UNHCR IS MANDATED TO PROTECT AND ASSIST

As of 31 May 2023

KEY FIGURES

8,315,379

FORCIBLY DISPLACED PEOPLE & RETURNEES[1]

As a result of persecution, conflict, violence, human rights violations, or events seriously disturbing public order.

1,006,917

Refugees, asylum-seekers, other of concern & returnees (12% of the overall forcibly displaced people and returnees population)**

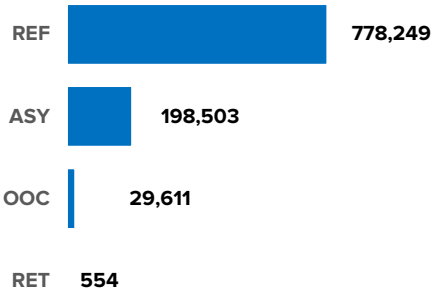

7,308,462

Conflict-induced IDPs and returned IDPs (88% of the overall forcibly displaced people and returnees population)**



1 In addition, there are 947,236 people displaced internally in the context of disasters and climate change. The displacement occurred in the following countries:
Malawi (659,278), The Democratic Republic of the Congo (204,755), Mozambique (41,668) and Zimbabwe (41,535).

MAP OF POPULATIONS THAT UNHCR IS MANDATED TO PROTECT AND ASSIST

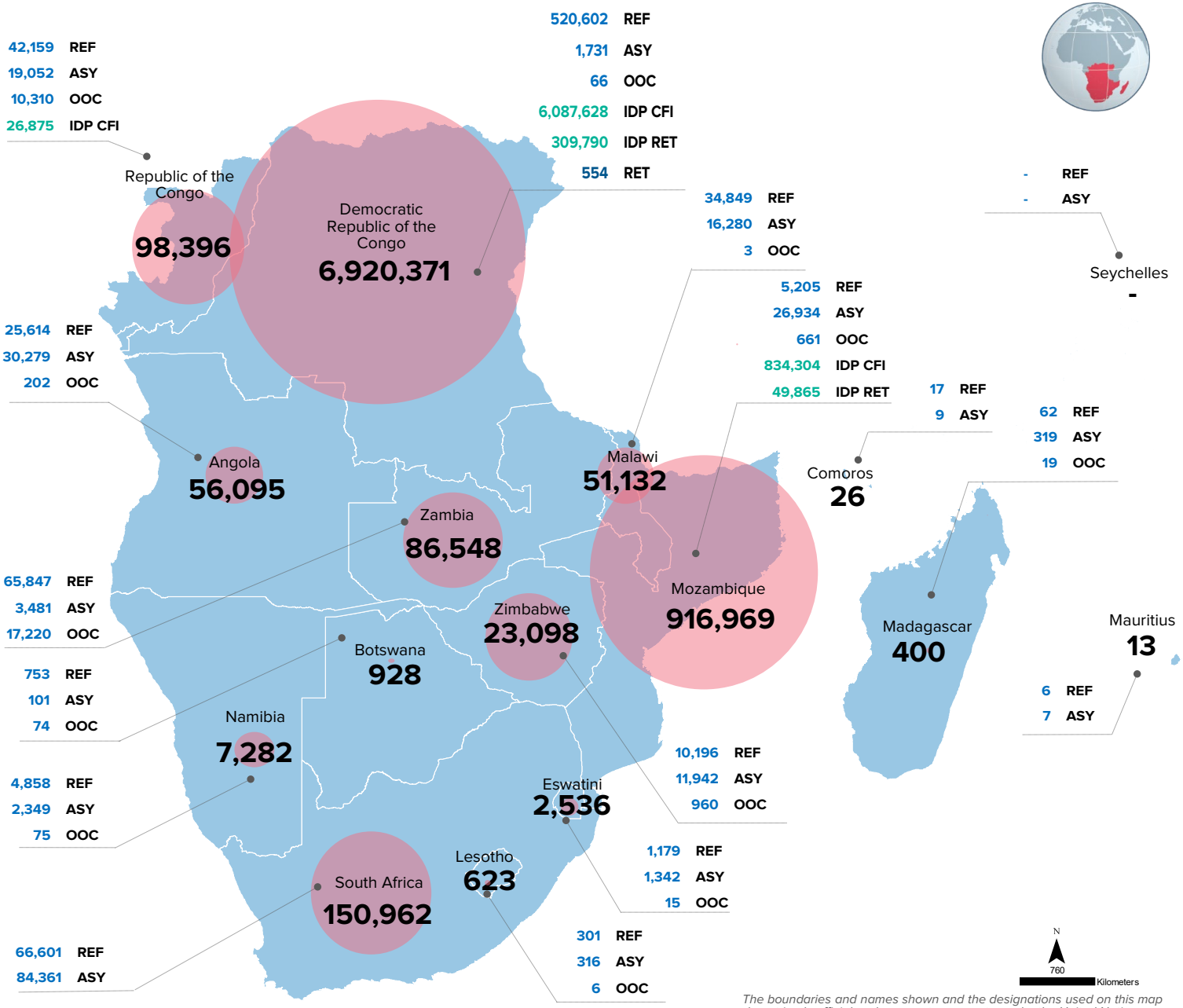

The boundaries and names shown and the designations used on this map do not imply official endorsement or acceptance by the United Nations

Author: UNHCR DIMA - RSA Contact: rsarbdima@unhcr.org

** REF = Refugee; ASY = Asylum-seeker; OOC = Other person of concern; RET = Returnee

Source: REF, ASY, OOC, RET (UNHCR PRIMES, Government); **IDP DRC** (OCHA); IDP Zimbabwe & Mozambique (IOM); **IDP ROC** (Government, Ministry of Social Affairs and Humanitarian Action (MASAH).

DRC = Democratic Republic of the Congo ROC = Repulic of the Congo IDP = Internal Displaced Person IDP CFI = Conflic-induced IDPs IDP RET = Returned IDPs

Date of creation: As of 31 May 2023

For more information visit: UNHCR Data Portal

REGIONAL BUREAU FOR SOUTHERN AFRICA

REFUGEES AND ASYLUM-SEEKERS INVOLVED IN CROSS BORDER MOVEMENTS IN SOUTHERN AFRICA

As of 31 May 2023

CUMULATIVE CROSS BORDER MOVEMENTS KEY FIGURES

1,896 Total cross border movements since January (Current month = 181)

632 Intra region movements since January (Current month = 43)

583 Outward movements from the region since January (Current month = 78)

681 Inward movements into the region since January (Current month = 60)

AGES, GENDER AND LEGAL STATUS OF MOVERS **

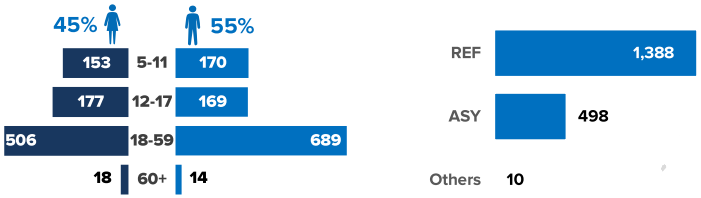

CUMULATIVE CROSS BORDER MOVEMENTS WHERE THE FLOW INVOLVED 15 REFUGEES AND ASYLUM-SEEKERS OR MORE ***

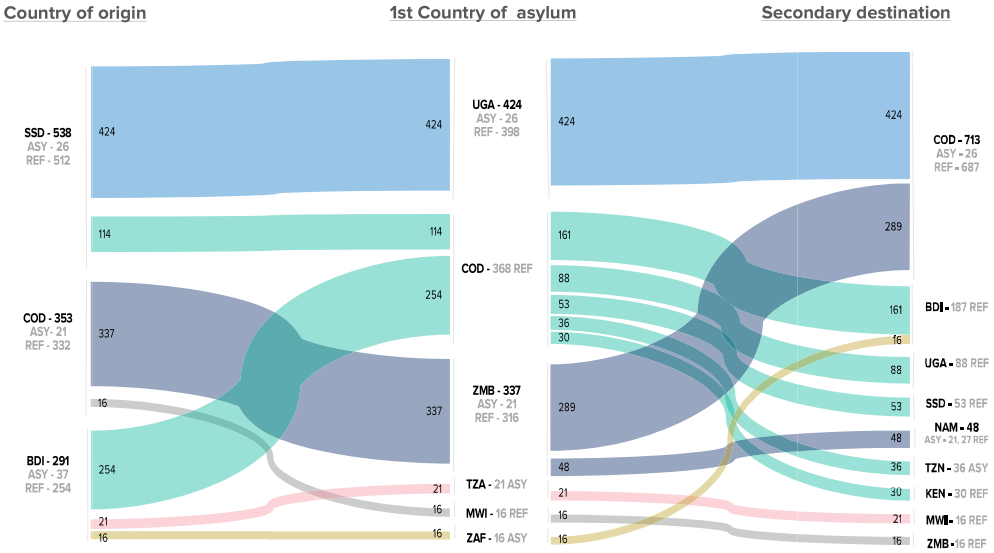

CUMULATIVE CROSS BORDER MOVEMENTS TREND PER YEAR AND PROPORTIONS SINCE 2019

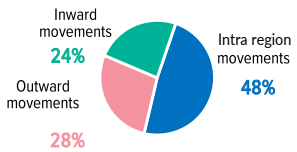

MAP OF CUMULATIVE CROSS BORDER MOVEMENTS WHERE THE FLOW INVOLVED 15 REFUGEES AND ASYLUM-SEEKERS OR MORE

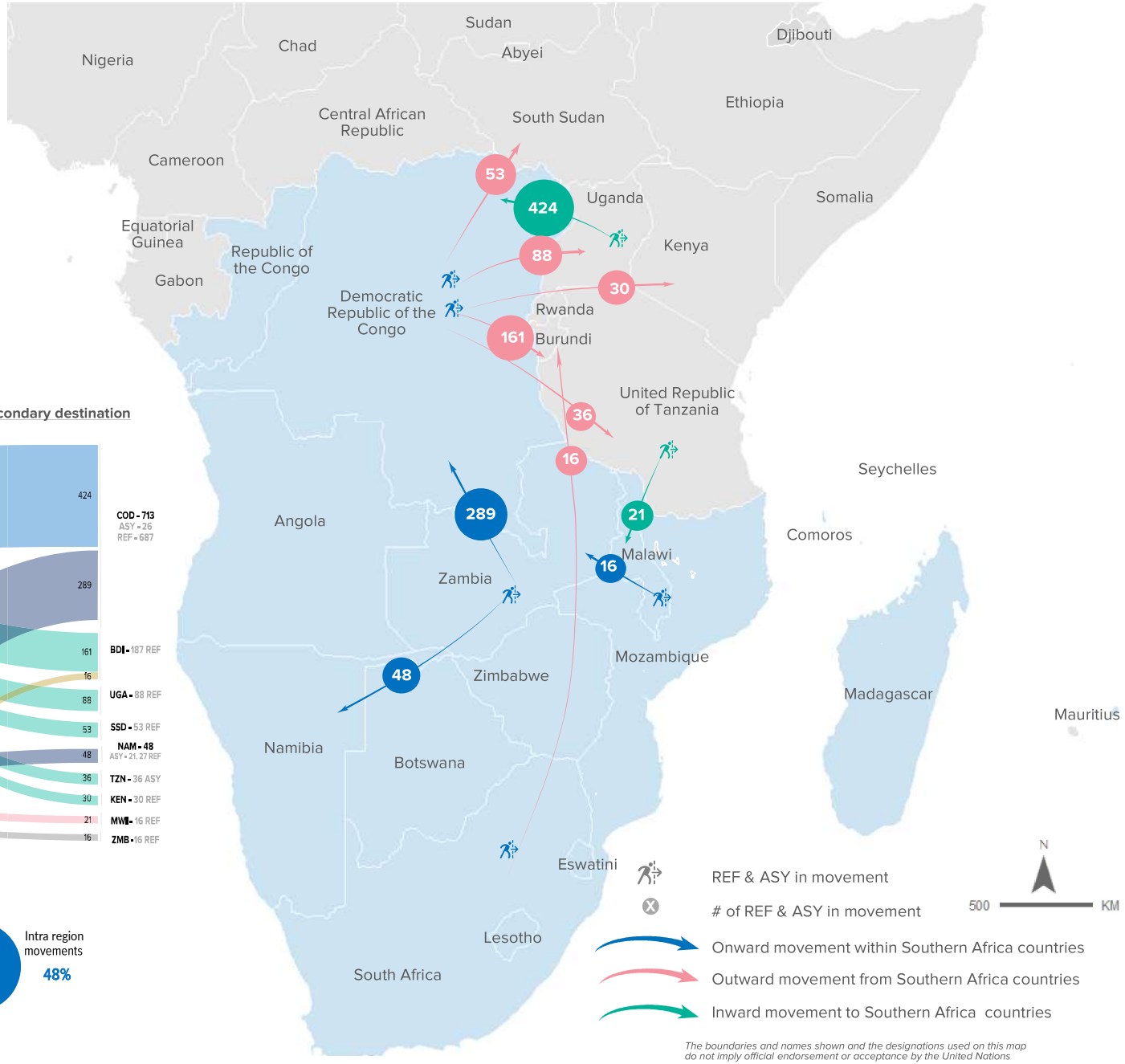

The boundaries and names shown and the designations used on this map do not imply official endorsement or acceptance by the United Nations

* The flows shown are restricted only to movements of a minimum group people , therefore the totals is different from the overal movements of the month due to the exclusion. In case of the same country of origin and first country of asylum, due to the change of nationality of some PoCs, country of origin are replaced with the previous nationality.

** REF = Refugee, ASY = Asylum-Seeker, OOC = Other person of concern *** All countries were named according to the ISO 3 Codes.
BDI = Burundi, COD = Democratic Republic of the Congo , COG = Republic of the Congo, SSD- South Sudan, KEN = Kenya, UGA = Uganda, MWI = Malawi, MOZ = Mozambique, NAM = Namibia, TZA=Tanzania , ZMB = Zambia, ZWE =Zimbabwe

Data sources: UNHCR PRIMES.
For more information or to contribute, please contact UNHCR RBSA DIMA (rsarbdima@unhcr.org)

REGIONAL BUREAU FOR SOUTHERN AFRICA

2023 VOLUNTARY REPATRIATION IN SOUTHERN AFRICA REGION

As of 31 May 2023

KEY FIGURES

3,884
Total Individuals repatrieted since January 2023

542
Individuals repatrieted **within Southern Africa Region** since January 2023

3,342
Individuals repatrieted **from Southern Africa Region** to other countries outside of the region since January 2023

VOLREP* WHERE THE FLOW INVOLVE 10 REFUGEES OR MORE

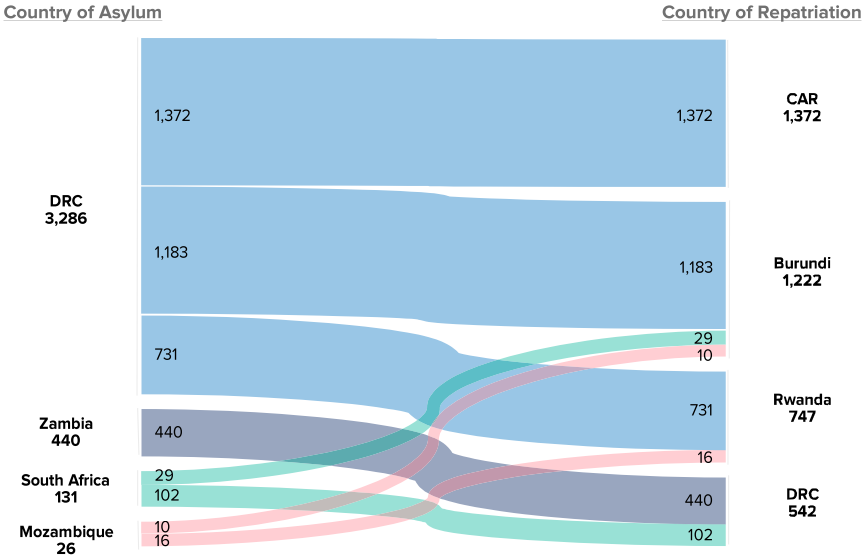

TRENDS

MONTHLY REPATRIATION SINCE JANUARY

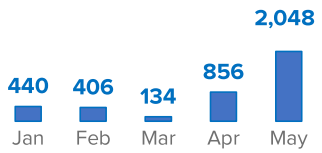

ANNUAL REPATRIATION SINCE 2019

MAP OF VOLUNTARY REPATRIATION FLOW OF REFUGEES AND ASYLUM SEEKERS

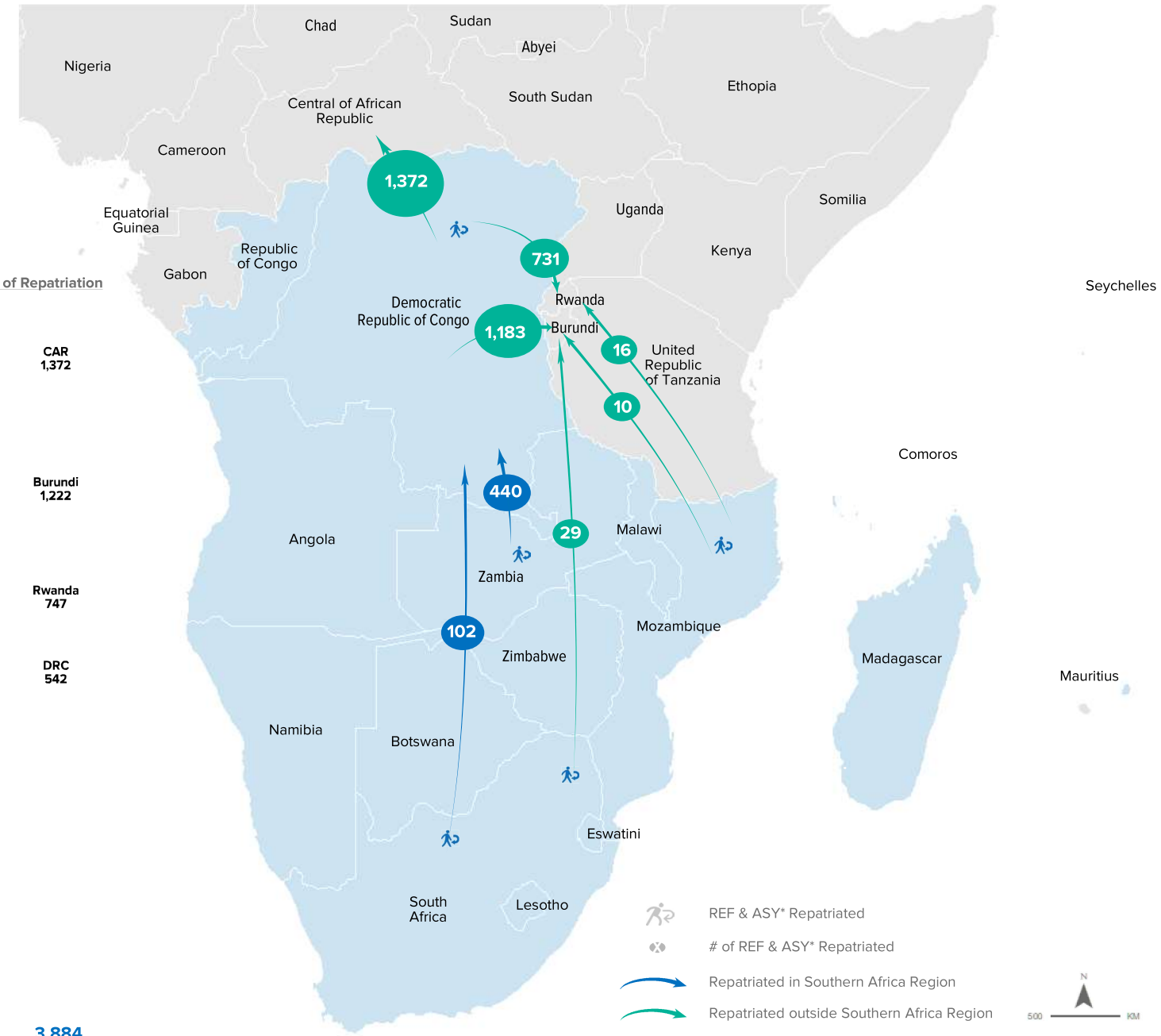

The boundaries and names shown and the designations used on this map do not imply official endorsement or acceptance by the United Nations

*VolRep = Voluntary Repatriation

Source : UNHCR PRIMES Author : DIMA/RBSA Data sources: UNHCR PRIMES. For more information or to contribute, please contact UNHCR RBSA DIMA (rsarbdima@unhcr.org)

REGIONAL BUREAU FOR SOUTHERN AFRICA

DEMOCRATIC REPUBLIC OF THE CONGO REFUGEES*

As of 31 May 2023

KEY FIGURES

1,028,584 Total Refugees and Asylum-seekers

895,046 Refugees

133,538 Asylum-seekers

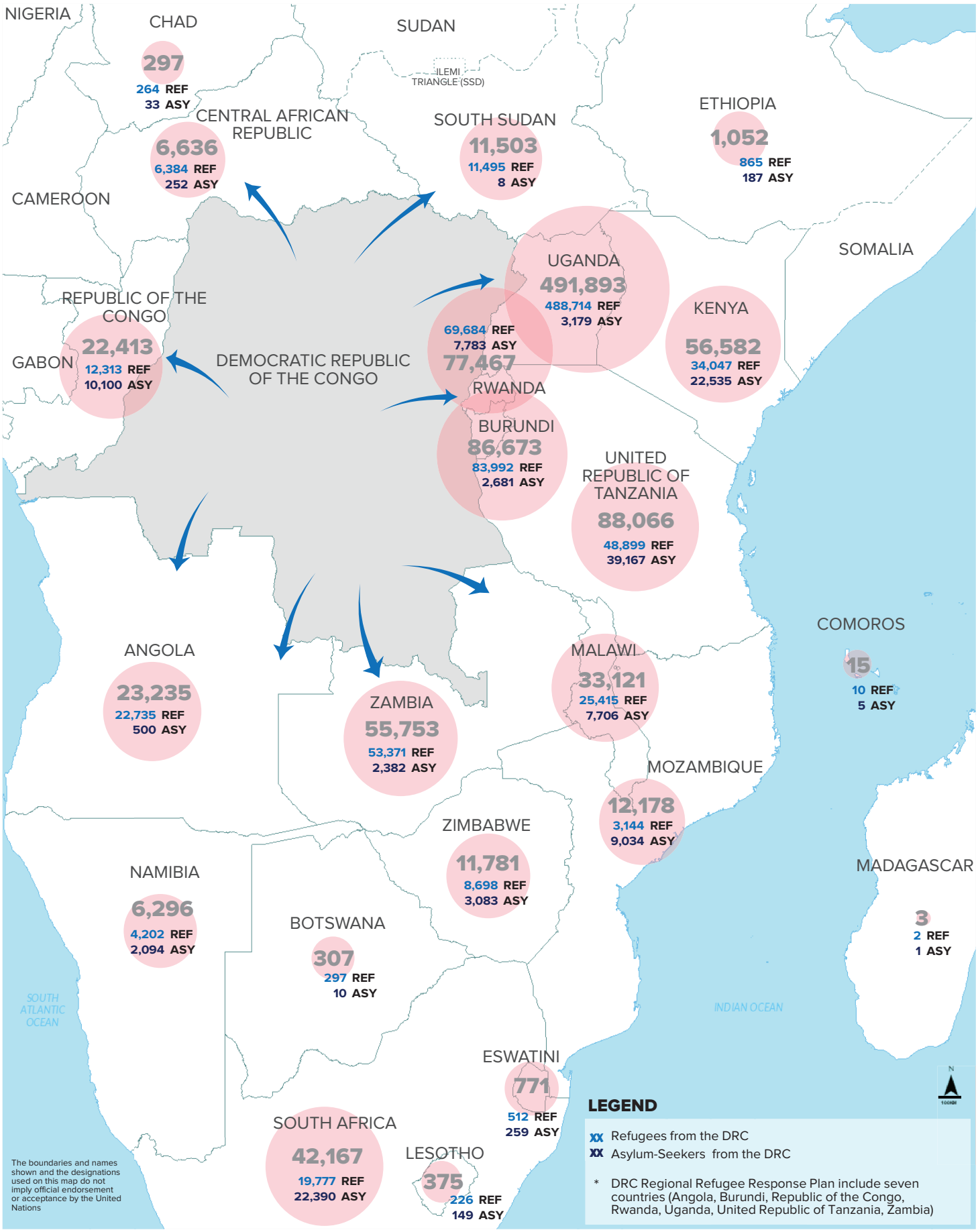

REF = Refugee ASY = Asylum seeker

Author: UNHCR DIMA - RSA Contact : rsarbdima@unhcr.org Source: UNHCR Primes, Government, UNHCR

UNHCR
The UN Refugee Agency

REGIONAL BUREAU FOR SOUTHERN AFRICA

REFERENCE MAP / UNHCR PRESENCE

As of 31 May 2023

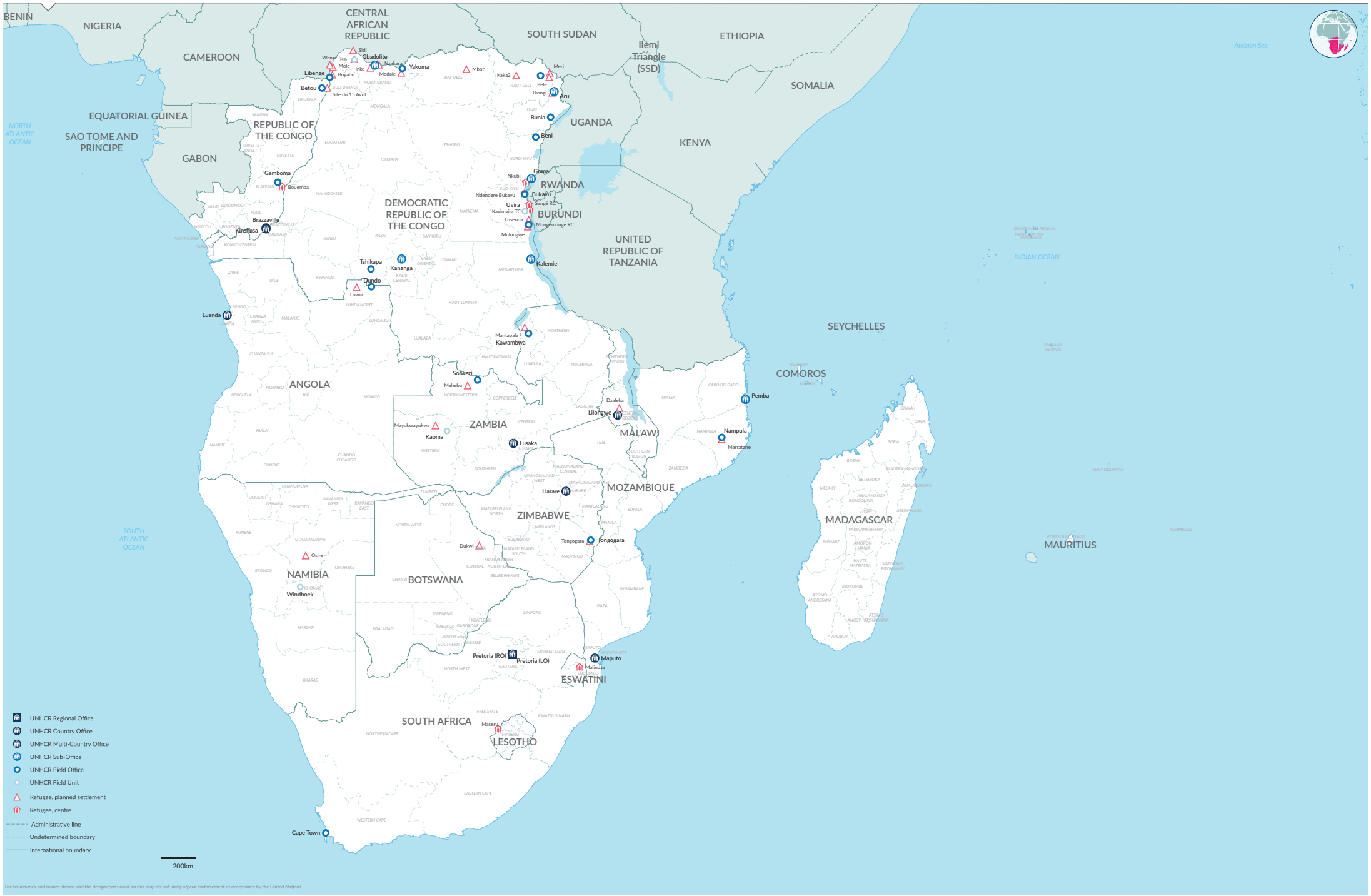

The boundaries and names shown and the designations used on this map do not imply official endorsement or acceptance by the United Nations.

Printing date: 02-11-2022 **Sources:** UNCS, UNHCR **Author:** UNHCR - RBSA DIMA Unit **Feedback:** rsarbdima@unhcr.org **Filename:** rbsa_reference_A2L_2022-11-02

UNHCR The UN Refugee Agency **DIMA - RBSA**

Data, Identity Management and Analysis - Regional Bureau for Southern Africa

Forcibly displaced and returned persons in southern Africa, Data as of 31 May 2023*

Country of Asylum	Location**			Self-settled***	Population Group								Total
	Name	Longitude (X)	Latitude (Y)		Refugee	Asylum-Seeker	Other of Concern	IDP by Conflict	Returned IDP	Refugee Returnee	Statelessness	Host Community	
Democratic Republic of the Congo*	Other			No	378,959	1,325	66	5,636,176	309,790	554	-	-	6,326,870
	IDP Camp			No				451,452			-	-	451,452
	Lusenda	29.0944	-3.8879	No	26,832		-	-	-	-	-	-	26,832
	Meri	30.2019	3.8486	No	26,451	18	-	-	-	-	-	-	26,469
	Inke	20.7673	4.0905	No	18,029		-	-	-	-	-	-	18,029
	Mole	18.8033	4.1351	No	10,949		-	-	-	-	-	-	10,949
	Bili	19.9185	4.5413	No	10,233		-	-	-	-	-	-	10,233
	Mulongwe	29.0395	-4.2374	No	9,196	68	-	-	-	-	-	-	9,264
	Boyabu	18.7699	3.7291	No	8,694	-	-	-	-	-	-	-	8,694
	Nzakara	21.2204	4.2746	No	8,647	-	-	-	-	-	-	-	8,647
	Biringi	30.3385	2.8001	No	7,999	25	-	-	-	-	-	-	8,024
	Wenze	18.6355	4.2491	No	6,214	-	-	-	-	-	-	-	6,214
	Sidi	19.8615	5.0049	No	4,323	-	-	-	-	-	-	-	4,323
	Bele	30.1676	3.594	No	3,446	295	-	-	-	-	-	-	3,741
	Mboti	25.821	4.0243	No	630		-	-	-	-	-	-	630
	Subtotal			**No**	**520,602**	**1,731**	**66**	**6,087,628**	**309,790**	**554**	**-**	**-**	**6,920,371**
Mozambique	Other			No	2,271	21,132	184	834,304	49,865				907,756
	Maratane Camp	39.25	-15.255	No	2,934	5,802	477						9,213
	Subtotal				**5,205**	**26,934**	**661**	**834,304**	**49,865**	**-**	**-**	**-**	**916,969**
South Africa	Unknown			Yes	66,601	84,361	-	-	-	-	-	-	150,962
	Subtotal				**66,601**	**84,361**	**-**	**-**	**-**	**-**	**-**	**-**	**150,962**
Congo	Other			No	36,331	13,816	10,172	26,875					87,194
	Site du 15 Avril	18.5071	3.0597	No	5,828	429	138						6,395
	Site de Bouemba	16.1265	-2.1593	No	-	4,807	-	-	-	-	-	-	4,807
	Subtotal				**42,159**	**19,052**	**10,310**	**26,875**	**-**	**-**	**-**	**-**	**98,396**
Zambia	Meheba	25.8816	-12.4975	No	28,507	204	9,658						38,369
	Mayukwayukwa	24.1911	-14.549	No	15,756	15	6,801						22,572
	Other			No	14,516	2,834	761						18,111
	Mantapala	28.8876	-9.5082	No	7,068	428							7,496
	Subtotal				**65,847**	**3,481**	**17,220**	**-**	**-**	**-**	**-**	**-**	**86,548**
Angola	Unknown			Yes	17,385	30,023	141						47,549
	Lovua Settlement	20.0467	-7.4085	No	6,527								6,527
	Other			No	1,702	256	61						2,019
	Subtotal				**25,614**	**30,279**	**202**	**-**	**-**	**-**	**-**	**-**	**56,095**
Malawi	Dzaleka	33.8721	-13.6608	No	34,849	16,280	3						51,132
	Subtotal				**34,849**	**16,280**	**3**	**-**	**-**	**-**	**-**	**-**	**51,132**
Zimbabwe	Other			No	9,421	5,376	868						15,665
	Tongogara	32.3082	-20.3469	No		6,546							6,546
	Unknown			Yes	775	20	92						887
	Subtotal				**10,196**	**11,942**	**960**	**-**	**-**	**-**	**-**	**-**	**23,098**
Namibia	Osire	17.365	-21.07	No	4,238	2,001	39						6,278
	Other			No	620	348	36						1,004
	Subtotal				**4,858**	**2,349**	**75**	**-**	**-**	**-**	**-**	**-**	**7,282**
Eswatini	Other			No	1,179	1,342	15						2,536
	Subtotal				**1,179**	**1,342**	**15**	**-**	**-**	**-**	**-**	**-**	**2,536**
Botswana	Dukwe	26.4975	-20.5822	No	543	8	27						578
	Other			No	210	93	47						350
	Subtotal				**753**	**101**	**74**	**-**	**-**	**-**	**-**	**-**	**928**
Lesotho	Other			No	301	316	6						623
	Subtotal				**301**	**316**	**6**	**-**	**-**	**-**	**-**	**-**	**623**
Madagascar	Other			No	62	319	19						400
	Subtotal				**62**	**319**	**19**	**-**	**-**	**-**	**-**	**-**	**400**
Comoros	Other			No	17	9							26
	Subtotal				**17**	**9**	**-**	**-**	**-**	**-**	**-**	**-**	**26**
Mauritius	Other			No	6	7							13
	Subtotal				**6**	**7**	**-**	**-**	**-**	**-**	**-**	**-**	**13**
					778,249	**198,503**	**29,611**	**6,948,807**	**359,655**	**554**	**-**	**-**	**8,315,379**

Notes: *IDPs by disaster are not included; **'Other' in the location refers to any known location other than camp or settlement sites, covering both urban and rural areas; the numbers in Nzakara, Wenze and Sidi in DRC are as of 30 April 2023; ***self-settled refers to the individuals without available information such as their names and locations, and their locations are categorised to be 'unknown'; those by location in Congo, Democratic Republic of the Congo and Zimbabwe could be different from the numbers operation report due to inconsistency in proGres.

Summary of Topics Covered in the Previous Reports

Since March 2022, Population Data Analysis of RBSA has presented regional overview, strategies and issues relevant to the data of forcibly displaced and stateless persons. The topic covered most of the times is the regional data gaps, presented six times in the first six report from March to August 2022. The topics have been diversified to the harmonization process of the regional protection monitoring, interoperability project in Mozambique, digitalisation of services to forcibly displaced and stateless persons, socioeconomic data in Zambia, registration data quality, and surveys and assessmsents of the region. In December 2022 and January 2023, data overview and outlook were also presented, respectively. This page will be used as usual to address the issues and to share progress made by Data, Identity Management and Analysis Unit in the upcoming reports.

Population Data Analysis

Regional Bureau for Southern Africa

May 2023

UNHCR
The UN Refugee Agency

United Nations High Commissioner for Refugees
UNHCR, Regional Bureau of Southern Africa
Cover Photo: © UNHCR/Caroline Irby

Contact

UNHCR RBSA DIMA, rsarb@unhcr.org;

LINKS: UNHCR RBSA data portal – Facebook – Twitter – Instagram