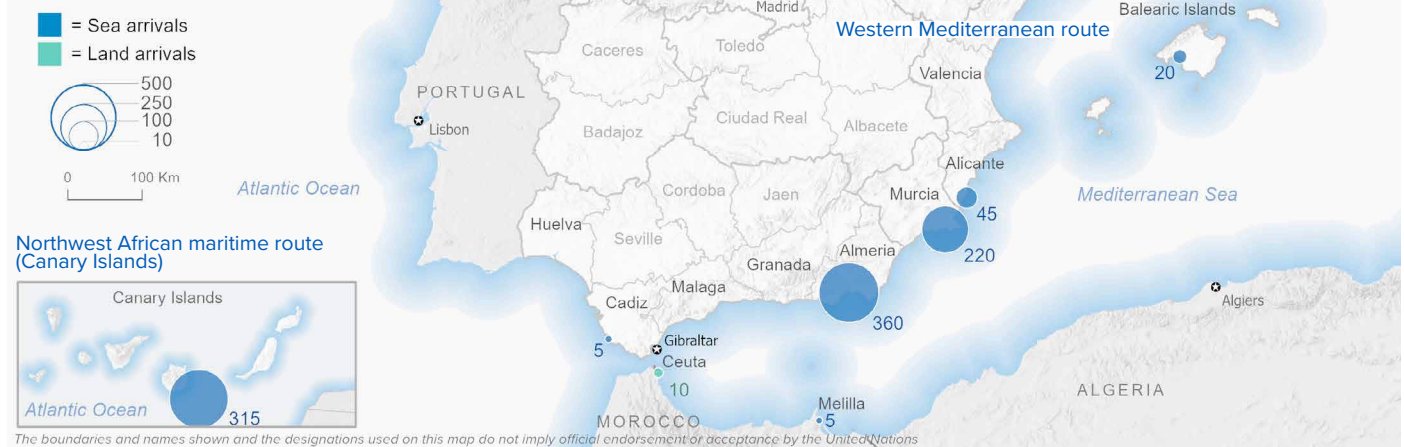


# SPAIN Weekly snapshot - Week 30 (24 - 30 Jul 2023)

The charts below are based on figures from the Ministry of Interior and UNHCR estimates. All figures are provisional and subject to change

## Refugees & migrants: sea and land arrivals in week 30<sup>1</sup>



### Arrivals in Spain

**16,135**  
 Arrivals as of 30 Jul 2023<sup>2</sup>  
 -5% Dif. 2022

**15,815**  
 Sea Arrivals<sup>2</sup>  
 Dif. 2022: +3%

**320**  
 Land Arrivals<sup>2</sup>  
 Dif. 2022: -79%

**979**  
 Arrivals Week 30<sup>1</sup>  
 Dif. last week: +18%  
 Dif. 2022: +68%

### Western Mediterranean

**7,580**  
 Arrivals as of 30 Jul 2023<sup>2</sup>  
 +4% Dif. 2022

**7,260**  
 Sea Arrivals<sup>2</sup>  
 Dif. 2022: +27%

**320**  
 Land Arrivals<sup>2</sup>  
 Dif. 2022: -79%

**666**  
 Arrivals Week 30<sup>1</sup>  
 Dif. last week: +116%  
 Dif. 2022: +61%

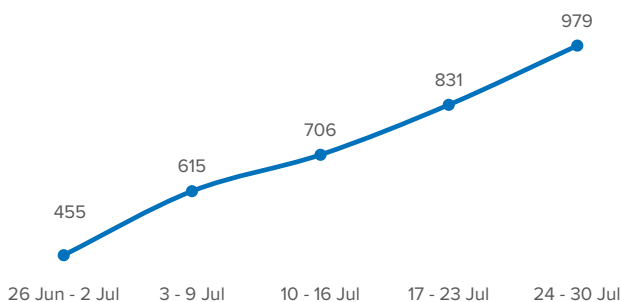
### Northwest African maritime (Canary Islands)

**8,555**  
 Arrivals as of 30 Jul 2023<sup>2</sup>  
 -11% Dif. 2022

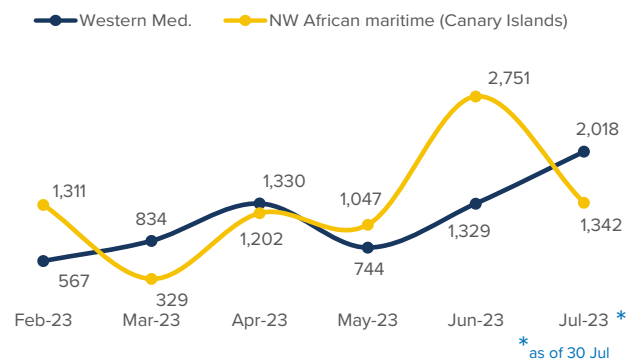
**8,555**  
 Sea Arrivals<sup>2</sup>  
 Dif. 2022: -11%

**313**  
 Arrivals Week 30<sup>1</sup>  
 Dif. last week: -40%  
 Dif. 2022: +84%

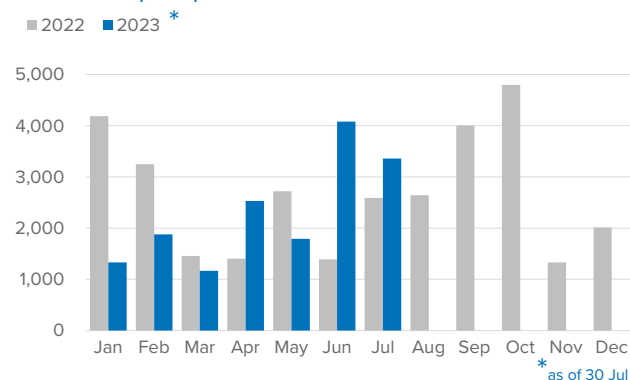
### Arrivals in Spain during the last five weeks<sup>1</sup>



### Arrivals in Spain by route during the last six months<sup>2</sup>



### Arrivals in Spain per month<sup>2</sup>



### Arrivals in Spain per year<sup>2</sup>

