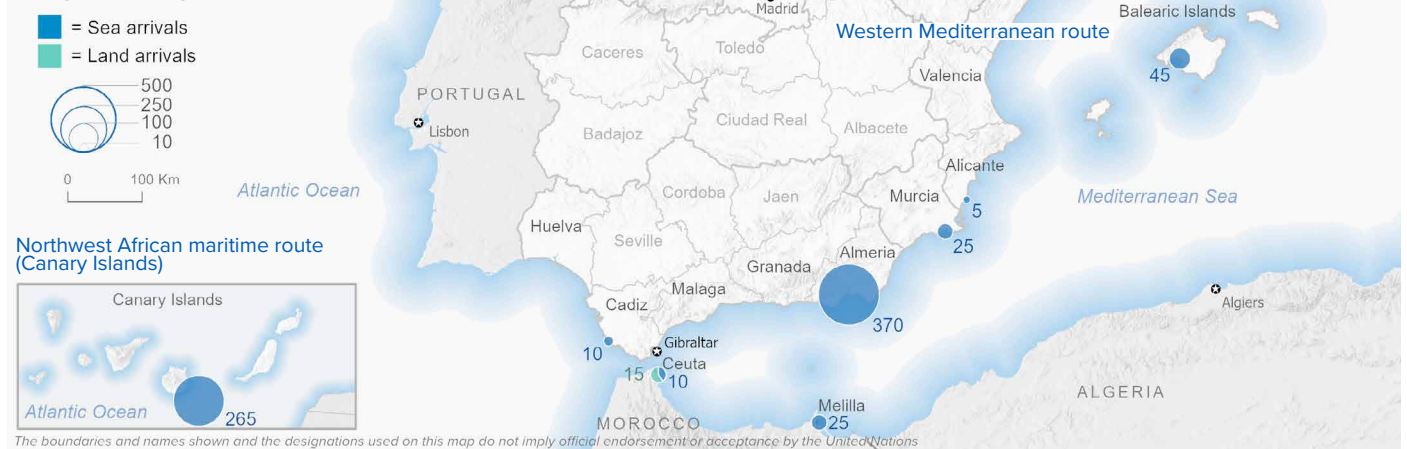


SPAIN Weekly snapshot - Week 31 (31 Jul - 6 Aug 2023)

The charts below are based on figures from the Ministry of Interior and UNHCR estimates. All figures are provisional and subject to change

Refugees & migrants: sea and land arrivals in week 31¹



Arrivals in Spain

16,909
 Arrivals as of 6 Aug 2023²
 -3% Dif. 2022

16,573
 Sea Arrivals²
 Dif. 2022: +4%

336
 Land Arrivals²
 Dif. 2022: -79%

774
 Arrivals Week 31¹
 Dif. last week: -21%
 Dif. 2022: +30%

Western Mediterranean

8,091
 Arrivals as of 6 Aug 2023²
 +6% Dif. 2022

7,755
 Sea Arrivals²
 Dif. 2022: +28%

336
 Land Arrivals²
 Dif. 2022: -79%

511
 Arrivals Week 31¹
 Dif. last week: -23%
 Dif. 2022: +42%

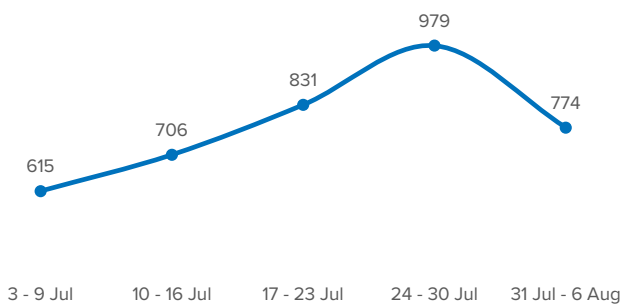
Northwest African maritime (Canary Islands)

8,818
 Arrivals as of 6 Aug 2023²
 -11% Dif. 2022

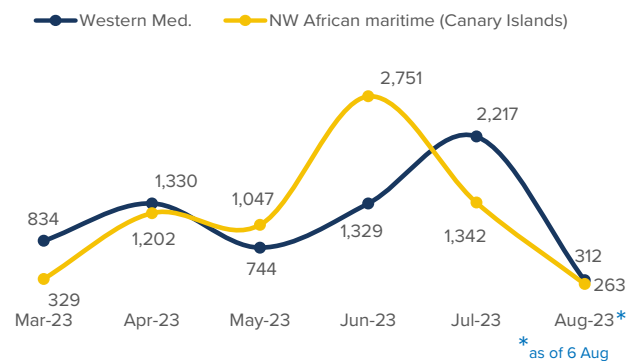
8,818
 Sea Arrivals²
 Dif. 2022: -11%

263
 Arrivals Week 31¹
 Dif. last week: -16%
 Dif. 2022: +12%

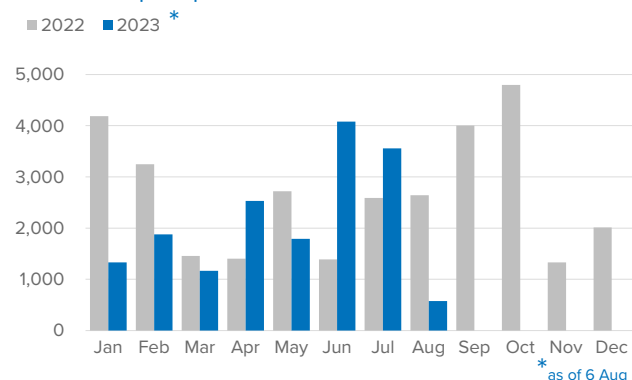
Arrivals in Spain during the last five weeks¹



Arrivals in Spain by route during the last six months²



Arrivals in Spain per month²



Arrivals in Spain per year²

