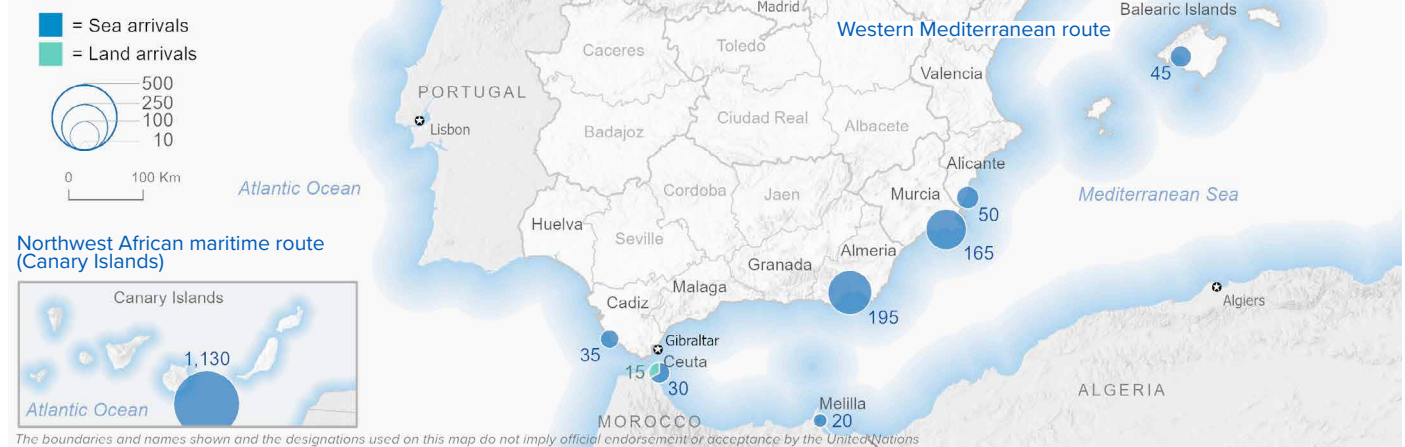


SPAIN Weekly snapshot - Week 34 (21 - 27 Aug 2023)

The charts below are based on figures from the Ministry of Interior and UNHCR estimates. All figures are provisional and subject to change

Refugees & migrants: sea and land arrivals in week 34¹



Arrivals in Spain

21,298
 Arrivals as of
 27 Aug 2023²

+10%
 Dif. 2022

20,919
 Sea Arrivals²
 Dif. 2022: **+18%**

379
 Land Arrivals²
 Dif. 2022: **-76%**

1,688
 Arrivals Week 34¹
 Dif. last week: **+34%**
 Dif. 2022: **+183%**

Western Mediterranean

9,974
 Arrivals as of
 27 Aug 2023²

+15%
 Dif. 2022

9,595
 Sea Arrivals²
 Dif. 2022: **+36%**

379
 Land Arrivals²
 Dif. 2022: **-76%**

558
 Arrivals Week 34¹
 Dif. last week: **-36%**
 Dif. 2022: **+59%**

Northwest African maritime (Canary Islands)

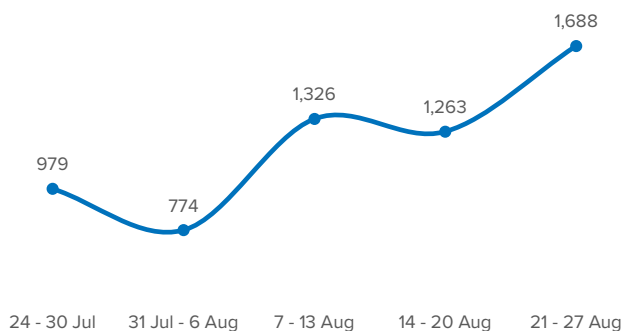
11,324
 Arrivals as of
 27 Aug 2023²

+7%
 Dif. 2022

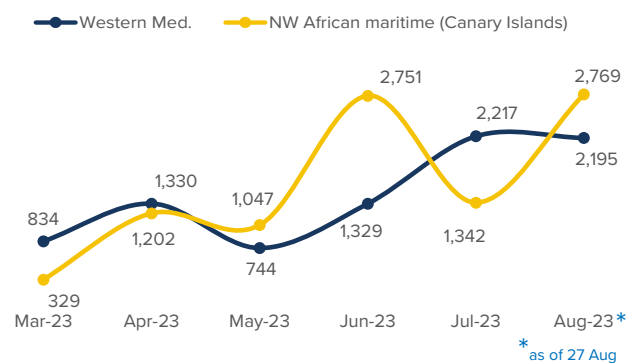
11,324
 Sea Arrivals²
 Dif. 2022: **+7%**

1,130
 Arrivals Week 34¹
 Dif. last week: **+193%**
 Dif. 2022: **+359%**

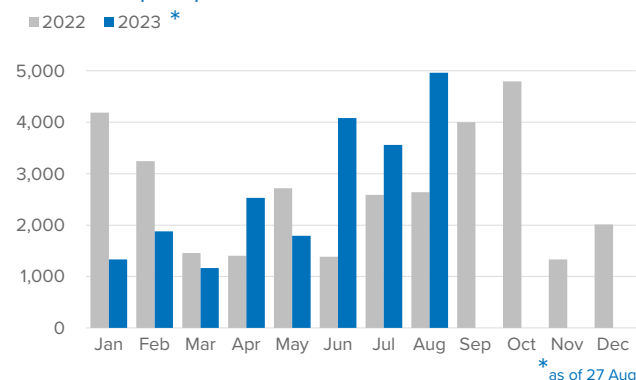
Arrivals in Spain during the last five weeks¹



Arrivals in Spain by route during the last six months²



Arrivals in Spain per month²



Arrivals in Spain per year²

