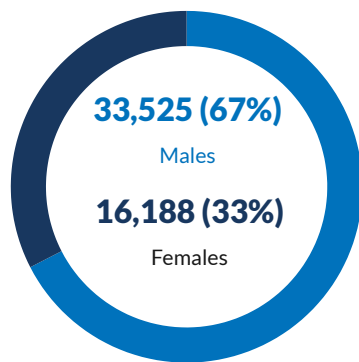




Legal Status Urban or DC

Gender Mantika



9,467 (19%)
Boys

23,474 (47%)
Men

18,998 (38%)
Single Males

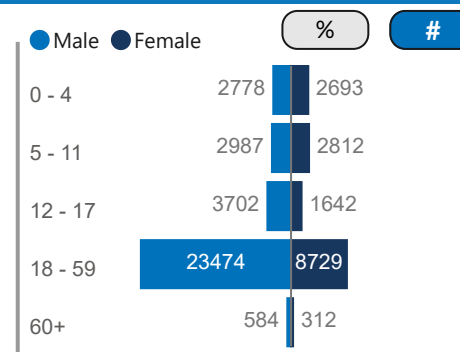
584 (1%)
Elderly Men (60+)

7,147 (14%)
Girls

8,729 (18%)
Women

1,410 (3%)
Single Females

312 (1%)
Elderly Women (60+)

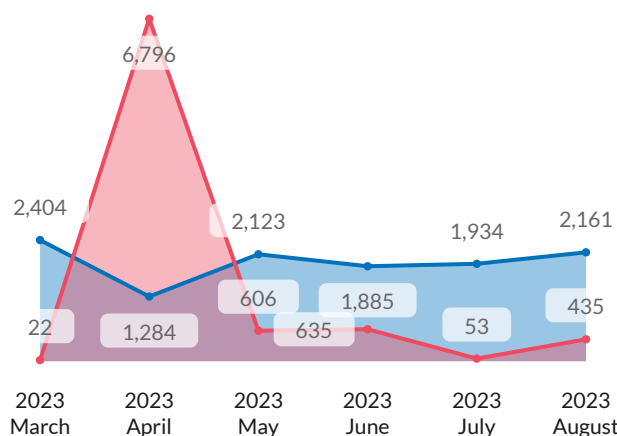


Place of Residence

Mantika	# of Individuals	% of Individuals
Tripoli	24,002	48.28%
Aljfara	10,416	20.95%
Misrata	3,776	7.60%
Unknown	3,483	7.01%
Azzawya	2,709	5.45%
Zwara	1,728	3.48%
Almargeb	1,509	3.04%
Benghazi	754	1.52%
Al Jabal Al Gharbi	457	0.92%
Sebha	179	0.36%
Ejdabia	99	0.20%
Al Jabal Al Akhdar	89	0.18%
Sirt	86	0.17%
Tobruk	74	0.15%
Almarj	73	0.15%
Wadi Ashshati	73	0.15%
Murzuq	53	0.11%
Derna	44	0.09%
Aljufra	36	0.07%
Nalut	36	0.07%
Ubari	24	0.05%
Alkufra	13	0.03%

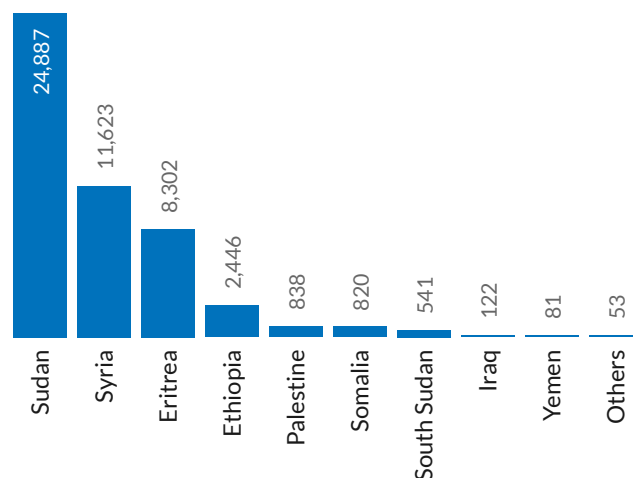
New Registration / Closure

● New Registration ● Closure



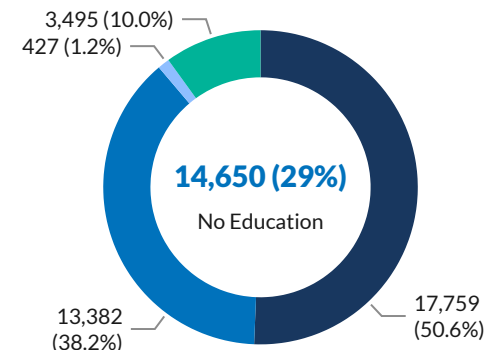
Refugee Trends

Nationality



Education level in the country of origin

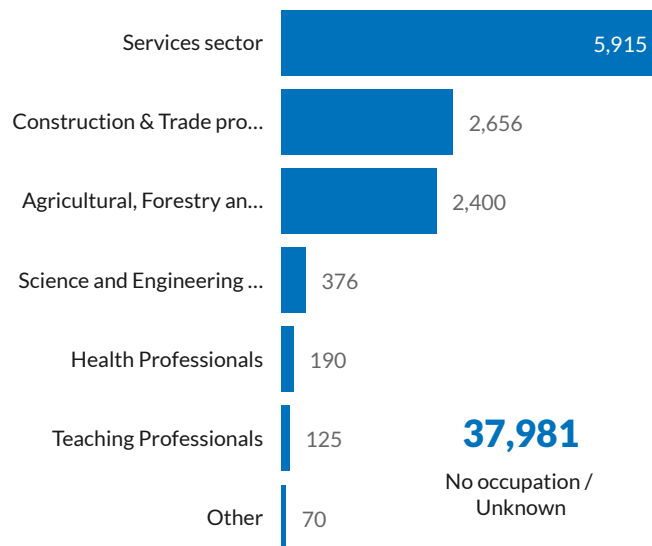
● High School ● Primary ● Technical ● University



Specific Needs Categories

Categories	individuals	%Value
Child at risk	4,585	9.09%
Disability	688	1.36%
Family unity	634	1.26%
Older person at risk	227	0.45%
Serious medical condition	6,866	13.62%
SGBV	1,137	2.26%
Single parent	740	1.47%
Specific legal and physical protection needs	29,630	58.77%
Torture	1,891	3.75%
Unaccompanied or separated child	1,866	3.70%
Woman at risk	2,154	4.27%

Occupation in the country of origin



* data contains only adult population

Map Flow

