Registered Refugees and Asylum-Seekers in DRC

Key Figures

523 840 Refugees and Asylum Seekers

521 633 Registered Refugees

2207 Asylum Seekers

222 254 Refugees and Asylum Seekers

698 Ex refugees Congolese who had returned to DRC

4740 Registered Refugees

Situation Overview

The refugee population in the DRC increased from **520,375** to **521,633** compared to the previous month, a variation of **0.24**% due mainly to the recognition by the commission of eligibility of refugee statuses for Burundians. **1637** refugees were repatriated to their countries of origin including; **118** Rwandan, **1519** Burundian. Asylum seekers decreased from **3746** to **2207** following the legal recognition of refugee status. **698** Congolese (ex-refugees) have been repatriated to the DRC from asylum countries since the start of 2023.

Age and Gender of Refugee Population

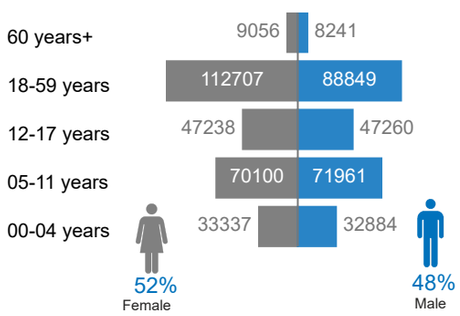

Refugee Population by Country of Origin

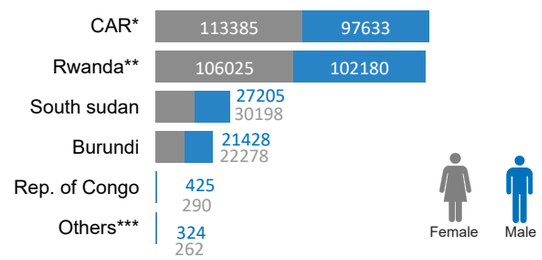

* Central African Republic

** 131,962 is the number of Rwandan refugees in the DRC registered by the DRC government not yet biometrically verified.

***: Angola, Sudan, Uganda, Somalia, Côte d'Ivoire, Eritrea, Syria, Liberia, Chad, Sierra Leone, cameroun, Nigeria, Mali, Senegal

Réfugiee by type of location

391 178
75% Rural

122 596
24% In settlements

7 859
2% Urban

Refugee Population by Province in DRC

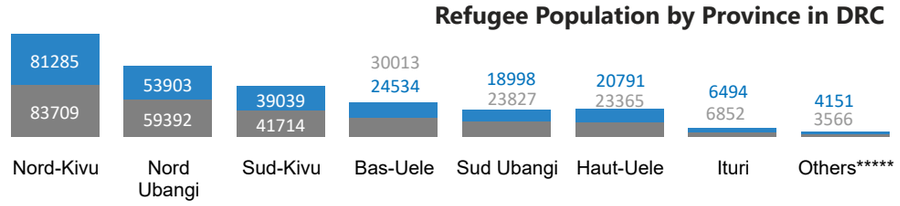

Male Female

*****:Haut-Katanga (2466), Kinshasa (934), Lualaba (935), Lomami (790), Kongo-Central (802), Maniema (613), Tanganyika (785), Equateur (362), Tshuapa (14) et Kasaï-Oriental(16).

Location of refugee population in DRC

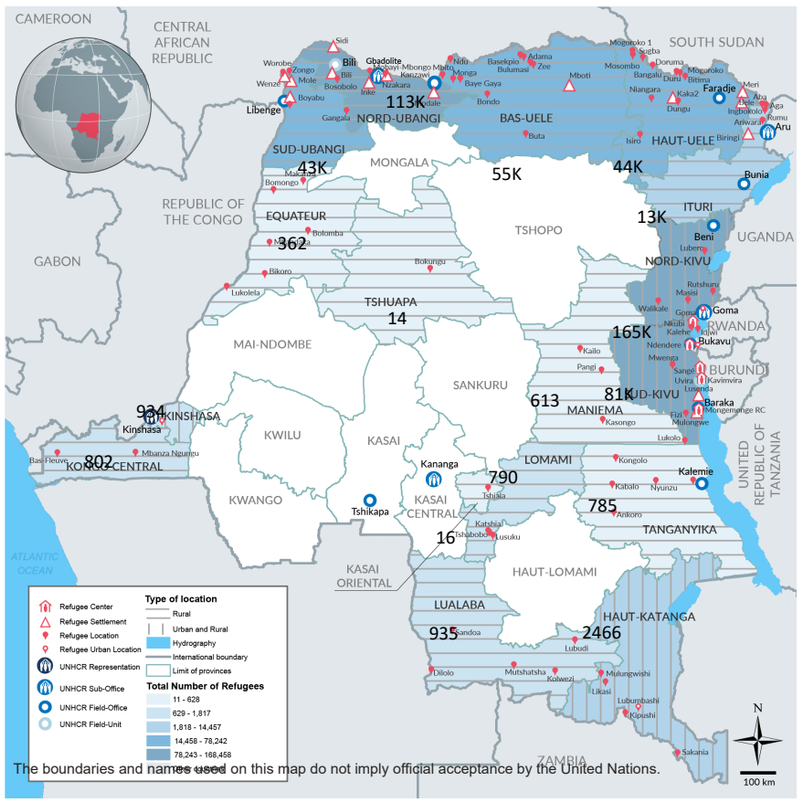

The boundaries and names used on this map do not imply official acceptance by the United Nations.

Asylum Seekers Population by Country of Origin

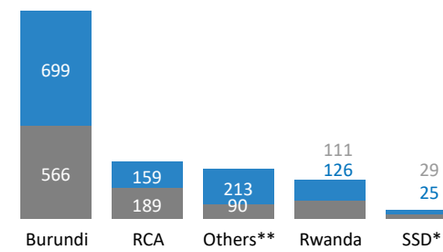

*South Sudan

** Somalia (185), Central African Republic, Angola, Republic of Congo, Cameroon, Chad, Syria, Mali, Liberia, Côte d'Ivoire, Sudan, etc.

Asylum Seekers Population by Province in DRC

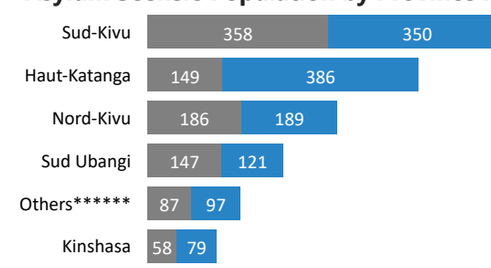

****** :Ituri(1),Tanganyika (92), Lualaba(4).

1 Refugees and asylum seekers aged 5 years and over, representing 55% of the total population.

Refugees and Asylum Seekers in RDC

Refugees in settlement

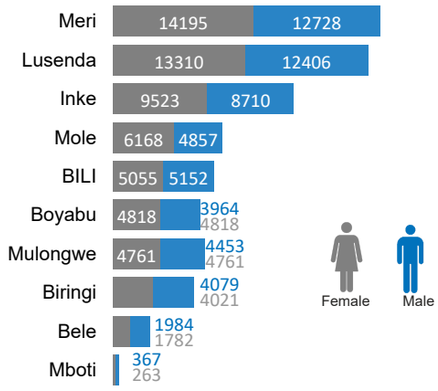

Refugees in the developpement pole

Localisation	F	M
wenze	3667	2550
Modale	3266	2830
sidi	3158	3045
Nzakara	4756	3890
Total	**14847**	**12315**

Urban refugees

Localisation	F	M
Goma	1649	1578
Lubumbashi	1027	1132
Bukavu	835	704
Kinshasa	455	479
Total	**3966**	**3893**

Repatriation situation in the DRC at August 31 2023

Number of refugees repatriated from the DRC

Country of origin	2018	2019	2020	2021	2022	2023
South Sudan					3	0
Rep. of Congo		3	5			1
Rwanda	3053	2136	922	1920	2451	1105
RCA	9	3137	2061	5021	3350	1591
Burundi	180	101	1943	7296	3474	3996
Total	**3242**	**5377**	**4931**	**14237**	**9278**	**6693**

Number of refugees repatriated to RDC

Mali	Mozambique	Nigeria	Guinée	RCA	Namibie	RSA	Zambie	**Total**
1	1	1	3	7	96	149	440	**698**

Profile of refugees in the DRC

A) Person with specific needs

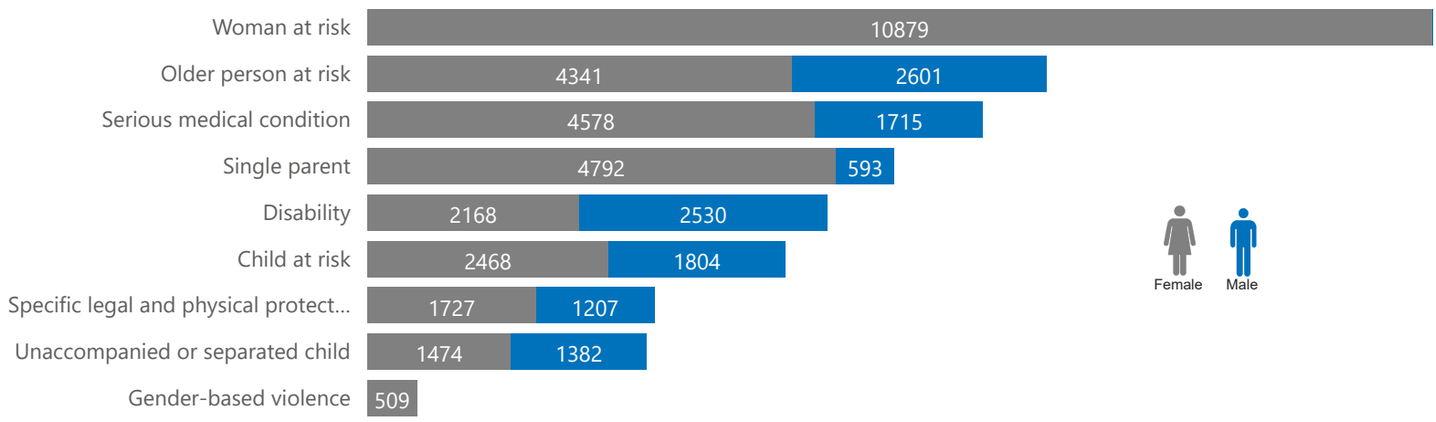

B) Top 5 Occupation

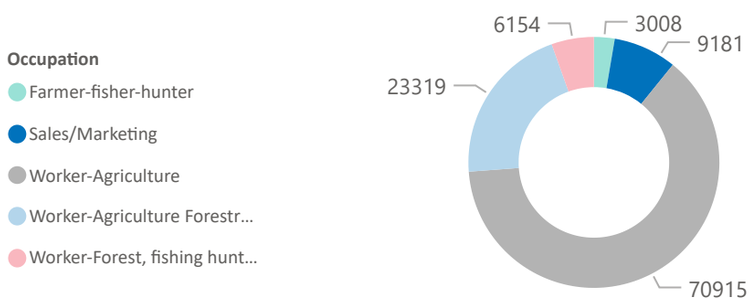

C) Pocs enrolled in the national education system

(2022 national report)

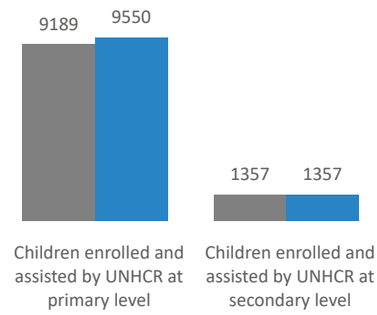

D) Documentation (issued by the Government):

81 829 refugees and asylum seekers living in urban's areas, and in the sites/camps have Refugee Cards, i.e., 33% of the eligible population (249 021 people). In addition, **391 878** persons were issues with refugee and asylum seeker certificates.
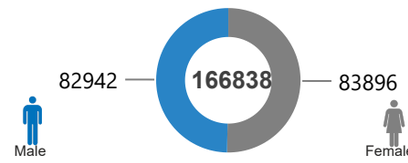
E) Situation of refugee children of school age(6-17years)