SOMALIA

Internal Displacements Monitored by Protection & Return Monitoring Network (PRMN)

August 2023

View the interactive dashboard here: http://prmn-somalia.unhcr.org/

TOTAL DISPLACEMENTS

68,000 in August | **1,488,000** (Jan - Aug 2023) | **1,816,000** (Jan - Dec 2022)

The UNHCR-led PRMN implemented in partnership with NRC reported 68,000 new internal displacements in the month of August 2023. Out of these, 23,000 were caused by conflict or insecurity, 38,000 were due to drought, 80 were due to floods and 6,000 were displaced due to other reasons

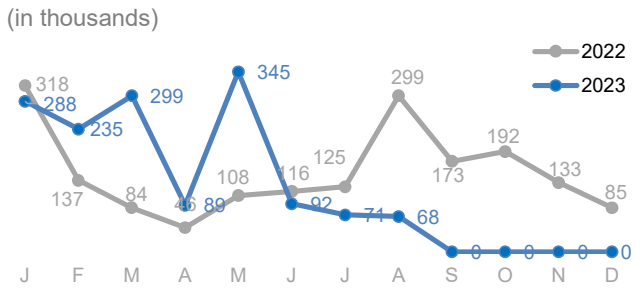

BY REGION (Jan - Aug 2023)

	DEP	ARR
Hiraan	266,000	267,940
Lower Shabelle	138,100	38,490
Middle Shabelle	57,810	32,370
Gedo	192,460	228,470
Bay	159,250	112,430
Bari	26,940	81,340
Lower Juba	32,460	39,160
Galgaduud	110,190	161,560
Mudug	95,480	35,770
Bakool	60,910	50,290
Sanaag	15,670	14,610
Middle Juba	39,580	46,900
Banadir	2,610	136,070
Awdal	9,010	5,140
Togdheer	17,540	52,750
Sool	205,770	41,590
Nugaal	54,130	140,950
Woq. Galbeed	3,600	1,700

BY DISTRICT (Jan - Aug 2023)

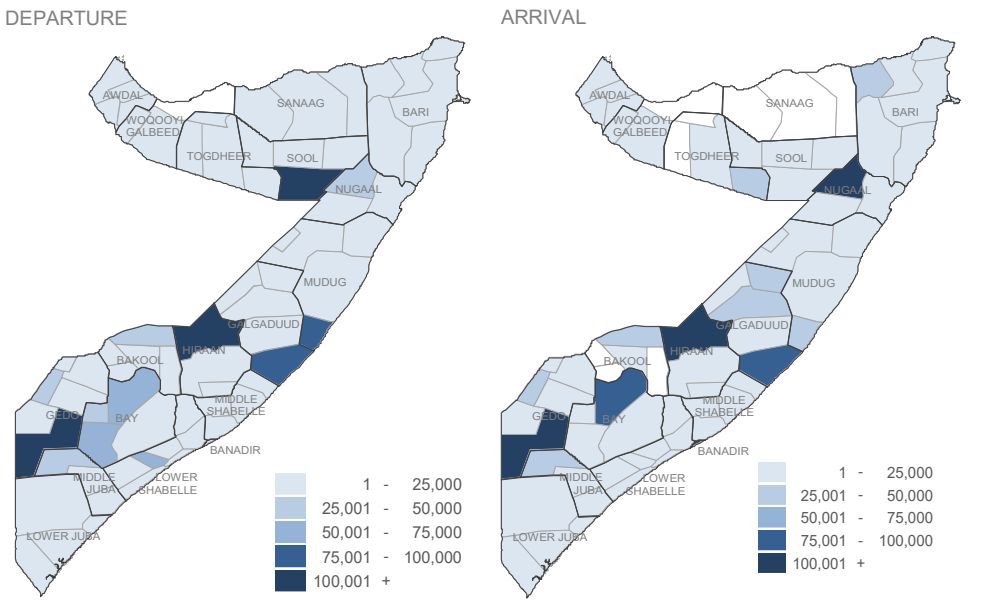

CONFLICT / INSECURITY DISPLACEMENTS

23,000 in August | **592,000** (Jan - Aug 2023) | **607,000** (Jan - Dec 2022)

Major displacements in August occurred in Sanaag(11,726) and Galgaduud (3,259) regions particularly due to military offensive activities.

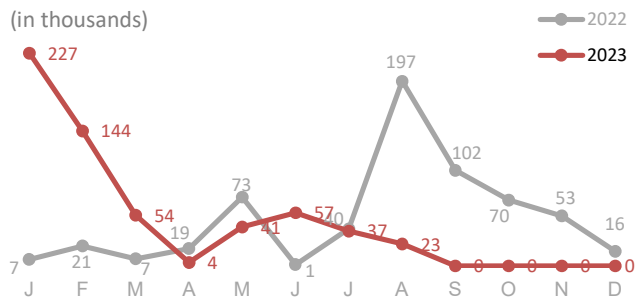

BY REGION (Jan - Aug 2023)

	DEP	ARR
Lower Shabelle	51,830	26,690
Bay	4,160	1,280
Galgaduud	100,140	151,430
Gedo	3,780	6,630
Bakool	5,420	5,400
Lower Juba	16,710	19,490
Sool	197,020	37,660
Sanaag	11,790	13,020
Middle Juba	11,220	5,300
Togdheer	11,020	46,980
Mudug	81,970	29,760
Banadir	760	55,030
Middle Shabelle	47,210	23,150
Hiraan	1,420	3,370
Bari	1,350	53,940
Nugaal	39,020	112,200
Awdal	3,870	
Woq. Galbeed	3,530	890

BY DISTRICT (Jan - Aug 2023)

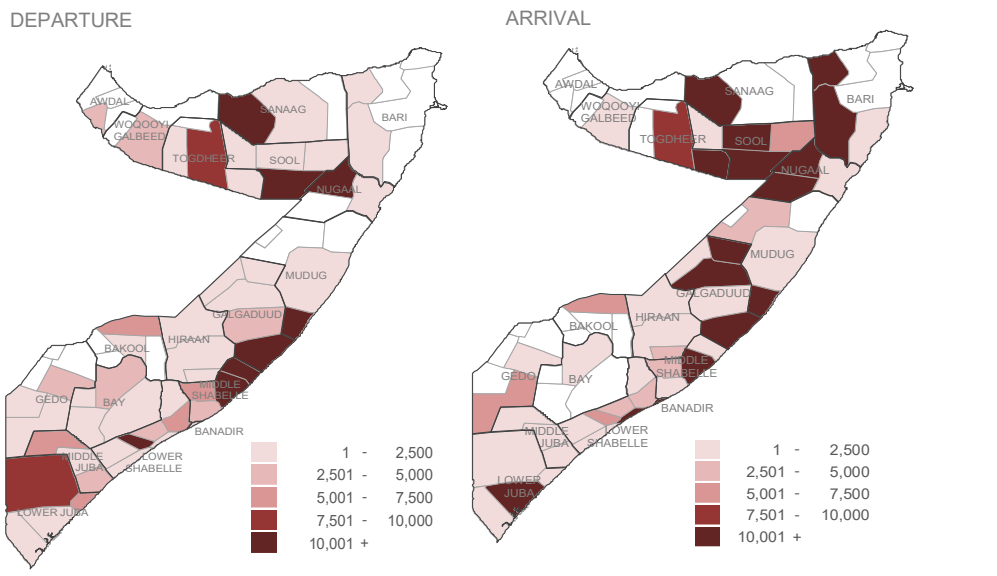

DROUGHT RELATED DISPLACEMENTS

38,000 in August | **438,000** (Jan - Aug 2023) | **1,179,000** (Jan - Dec 2022)

The highest displacements in July owing to drought were recorded in Lower Shabelle (10,423), Gedo (6,582) and Bay (6,438) regions.

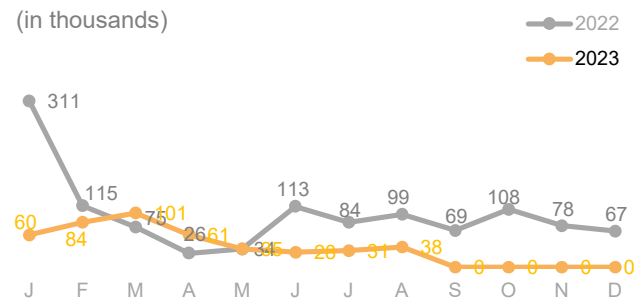

BY REGION (Jan - Aug 2023)

	DEP	ARR
Bay	130,200	87,420
Bari	18,430	21,810
Sanaag	3,130	990
Bakool	53,840	43,790
Awdal	3,910	3,910
Sool	4,330	810
Gedo	79,180	111,070
Lower Shabelle	85,120	10,770
Mudug	4,940	4,480
Togdheer	3,880	2,330
Hiraan	3,670	3,720
Nugaal	930	5,060
Lower Juba	14,350	18,120
Woq. Galbeed	30	770
Middle Juba	24,630	37,770
Banadir	200	79,100
Middle Shabelle	5,500	4,270
Galgaduud	1,490	1,570

BY DISTRICT (Jan - Aug 2023)

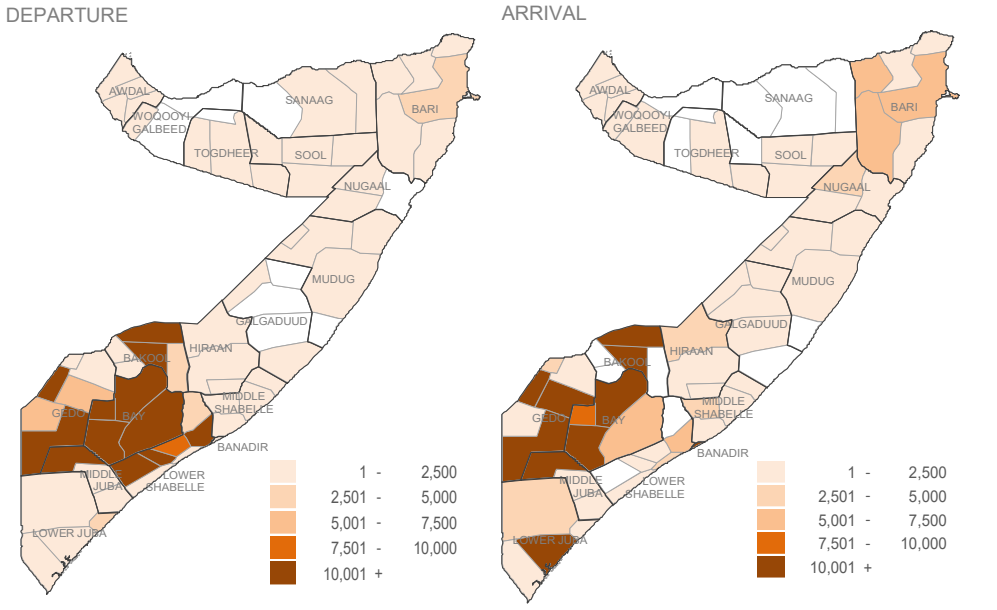

FLOOD DISPLACEMENTS

0 in August | **418,500** (Jan - Aug 2023) | **13,100** (Jan - Dec 2022)

The highest displacements in August owing to floods were recorded in Bari (49) and Middle Shabelle (34) regions

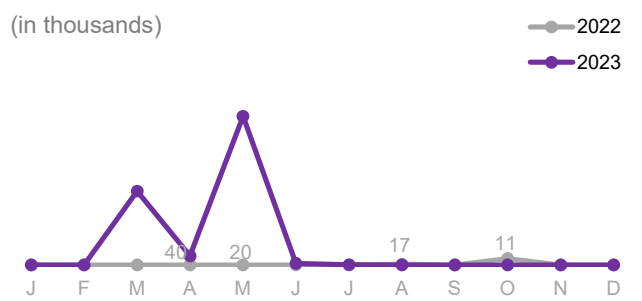

BY REGION (Jan - Aug 2023)

	DEP	ARR
Hiraan	260,860	260,800
Lower Shabelle	320	320
Middle Shabelle	5,060	4,950
Gedo	100,450	100,860
Lower Juba	1,010	1,050
Bari	4,770	5,110
Mudug	1,330	1,330
Banadir	1,490	1,630
Middle Juba	3,230	2,780
Galgaduud	8,550	8,550
Bakool	10	10
Bay	22,340	22,340
Awdal	1,100	1,100
Sool		
Woq. Galbeed	30	30
Sanaag	300	
Togdheer	1,680	1,680
Nugaal	5,920	5,930

PRIORITY NEED ON ARRIVAL (August in %)

	Food	Water	Shelter	Health	Protection	Livelihood	Transport	Humanitarian Aid	Other
Awdal	10	1	39			50			
Bakool	96								4
Banadir	31	1		4		62			2
Bari	53		43			4			
Bay	98			1					1
Galgaduud	94		6						
Gedo	48		49			3			
Hiraan	45		33			19			2
Lower Juba	83		13	1		2			1
Lower Shabelle	28		1	2		42	26		1
Middle Juba	99								
Middle Shabelle	90	4	2			4			1
Mudug	88			4		1	7		
Nugaal	23	2	46	2		13			13
Sanaag	15	30		25		31			
Sool	26		73						
Togdheer	34		64			1			
Woq. Galbeed	41	13	3			41			2

AGE & GENDER (2023)

Female	Age	Male
12%	0-4	11%
12%	5-11	13%
10%	12-17	11%
14%	18-59	12%
2%	60+	3%

Women & chidren 84%

Disaggregated data for displaced persons are based on those displacement reports where data has been collected at household level

NEED

Food	Protection
Water	Livelihood
Shelter	Humanitarian Aid
Health	Transport
Other	

About PRMN

The PRMN (Protection & Return Monitoring Network) is a UNHCR-led project which identifies and reports on displacements (including returns) of populations in Somalia. The network also identifies and reports on protection risks and incidents underlying such movements. Only figures collected by PRMN are reported above. Not all displacements in Somalia are captured. This dashboard should be read in conjunction with the Notes on PRMN Methodology (https://data2.unhcr.org/en/documents/details/53888) which outline the approach and certain limitations. The figures shown are for numbers of individuals and are based on interviews with key informants and/or displaced hoseholds at destination (unless otherwise noted). Further information and datasets available on request use contact below.

Partner

NRC NORWEGIAN REFUGEE COUNCIL

UNHCR is grateful for the generous contributions of donors who have directly contributed to the UNHCR Somalia operation in 2023

Print date: 12 September 2023 **Sources**:UNHCR **Author**: UNHCR Somalia **Contact**: sommopmn@unhcr.org