REGIONAL BUREAU FOR WEST AND CENTRAL AFRICA

Nigeria - Education Dashboard: 2022-2023 School Year

September 2023

OPERATIONAL CONTEXT

Total number of Refugees and IDPs

Proportion of displaced people (refugees + IDPs)

Refugees

IDPs

Severity of Education Needs

1 2 3 4

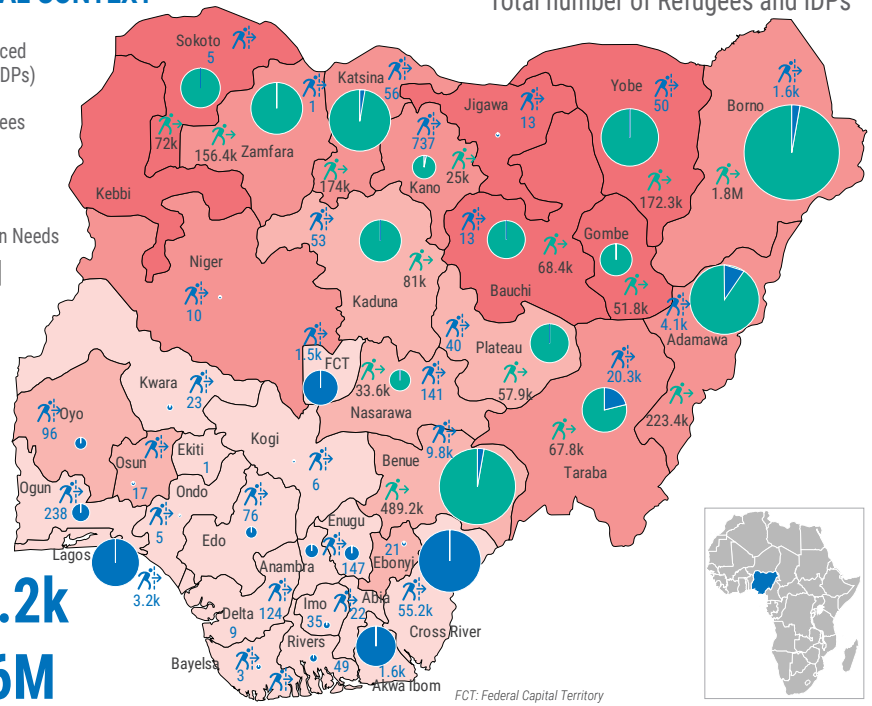

FCT: Federal Capital Territory

99.2k

3.6M

KEY FIGURES

Age and Gender (Refugees)

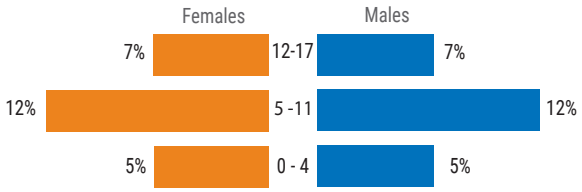

+ 57%

People displaced between August 2022 and July 2023

48.2k **2.1M**

Estimated displaced children in the country*

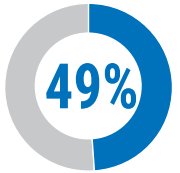

Children among the refugees

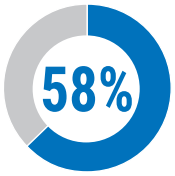

Children among the IDPs

* Sources: UNHCR Nigeria-https://www.unhcr.org/ng/, IOM DTM, HDX, July 2023.

REFUGEE EDUCATION OVERVIEW

Out of shool children

19.9k

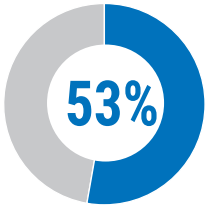

Estimated proportion of refugee children out of school

Average GER and NER: Primary + Secondary

45% Average GER

33% Average NER

Comparison of refugee enrolment rates by school level for refugees vs nationals*

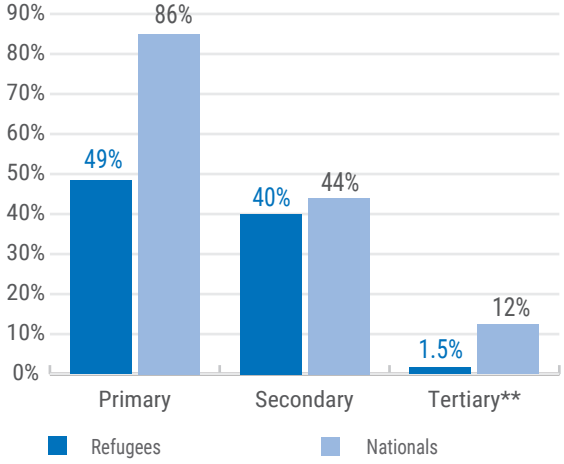

* Source: Federal Ministry of Education, UNESCO, 2018-2019. https://uis.unesco.org/en/country/ng.

** The estimated proportion of 18-24 youth enrolled in higher education or technical and vocational education and training (TVET).

Gross and Net Enrolment Rates (GER and NER) comparison by gender and by school year

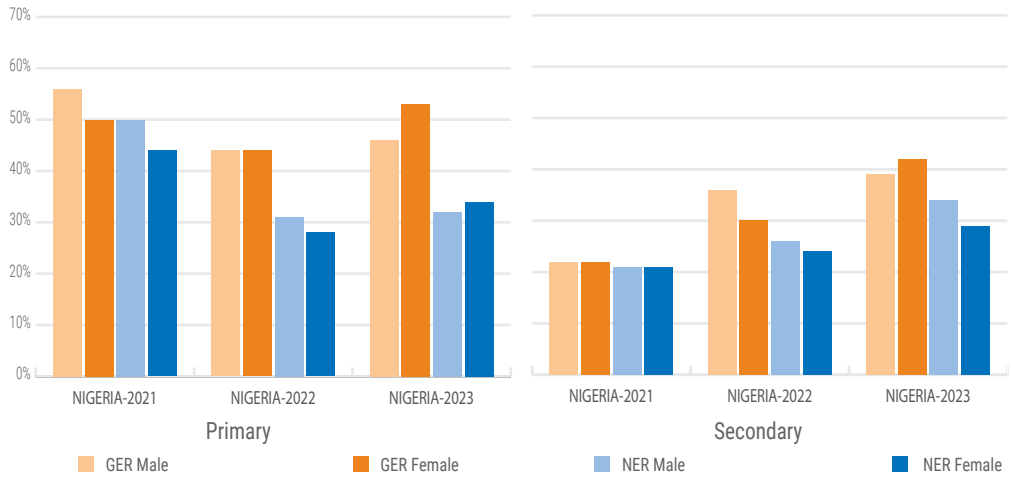

Sources: Displaced population data: UNHCR RBWCA refugee statistics of as of July 2023 (end of the academic year); Education data: RBWCA data consolidation as of August 2023, Assistance data: UNHCR and partners data consolidation.

Data consolidation is based on data available from the different UNHCR operations. Data may sometimes be partial and do not always consider the whole refugee population. Data reflects the best knowledge of UNHCR and its partners. Disclaimer: The boundaries and names shown, and the designations used on these maps do not imply official endorsement or acceptance by the United Nations.

Creation date: 30 August 2023 Feedback: berquin@unhcr.org; zeumekap@unhcr.org

REGIONAL BUREAU FOR WEST AND CENTRAL AFRICA
Nigeria - Education Dashboard: 2022-2023 School Year

September 2023

UNHCR'S EDUCATION RESPONSE AND ASSISTANCE

Children/youth reached by level

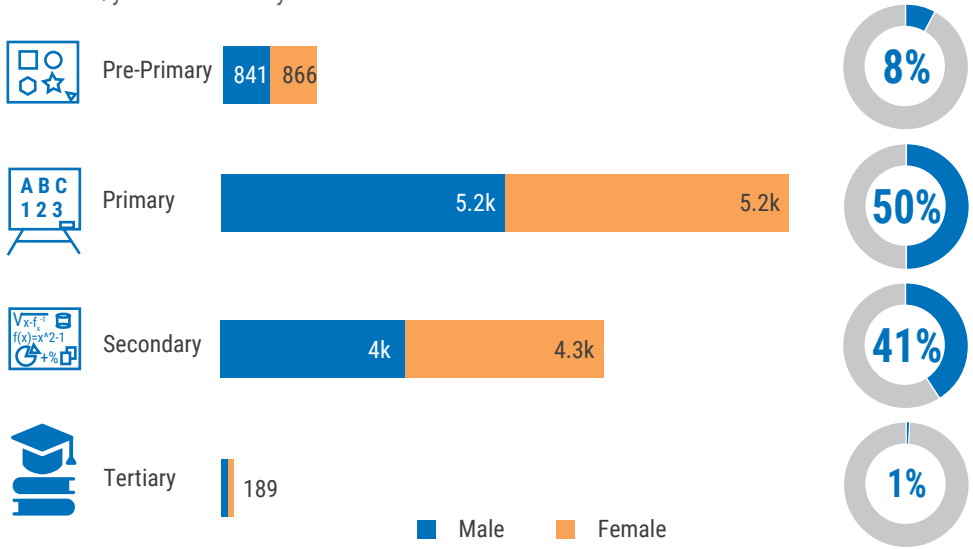

Children/youth reached by protection status

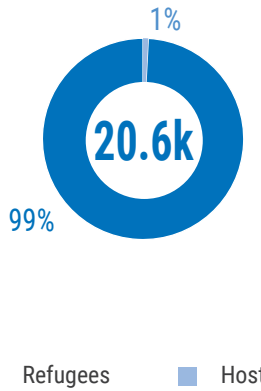

Children/youth reached by gender

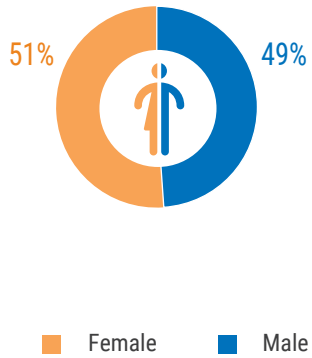

KEY ACHIEVEMENTS

13
Classrooms built or rehabilated

189
Refugees supported with Higher Education Scholarships (including through Connected Education and Complementary Pathways)

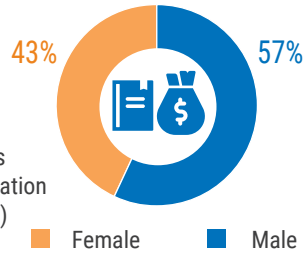

20,232
Children assisted with cash-based interventions (CBI)

97
Teachers trained

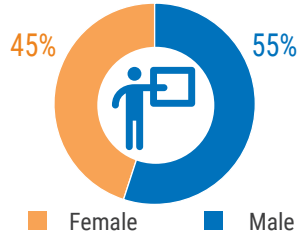

5,075
Children assisted with school kits

KEY HIGHLIGHTS

- During the 2022-2023 school year, primary and secondary enrolment rates for refugees increased by 5 and 7 points compared to the previous school year. This was mainly due to continued awareness raising among refugees on the importance of education, increased support from UNHCR and partners, and the expansion of higher education opportunities.
- In Taraba State, UNHCR rehabilitated/constructed 13 classrooms in 3 primary schools to ensure that children learn in a protective and conducive environment. Over 20,000 refugee children were supported with cash-based interventions and over 5,000 were provided with school kits and uniforms.
- UNHCR partnered with ProFuturo to provide connected learning to over 3,500 students in 5 primary schools in Benue and Cross River States. Through this partnership, school enrolment has increased and over 90 teachers, including coaches, programme managers, Ministry of Education staff and head teachers, have been trained in educational innovation and digital learning.
- With more young people completing secondary education and more scholarship opportunities available, the number of refugees accessing higher education has increased year on year. 108 students benefited from the DAFI scholarship programme to access university in Nigeria. Expanded complementary education pathways also enabled 12 refugee students to benefit from undergraduate and postgraduate scholarships in Italy (UNICORE programme and Progetto Mediterraneo), Ireland (EU-Passworld project) and Kenya (Mastercard Foundation Scholarship programme).

Source: Education data: RBWCA data consolidation as of August 2023, Assistance data: UNHCR and partners data consolidation.

Creation date: 30 August 2023
Feedback: berquin@unhcr.org; zeumekap@unhcr.org

REGIONAL BUREAU FOR WEST AND CENTRAL AFRICA
Nigeria - Education Dashboard: 2022-2023 School Year

September 2023

SCHOOL YEAR COMPARISON 2021/22 vs 2022/23

Out of shool children

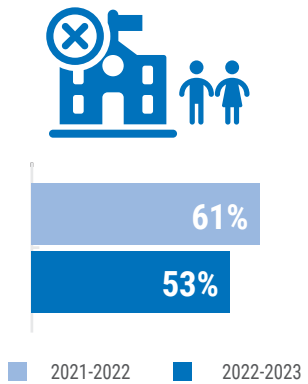

Estimated proportion of refugee children out of school by school year

Comparison of refugee enrolment rates in Nigeria by school level (2021/22 vs 2022/23)

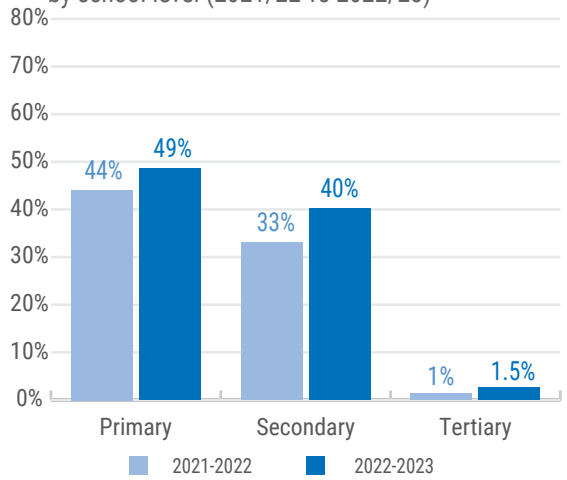

** The estimated proportion of 18-24 youth enrolled in higher education or technical and vocational education and training (TVET).*

CHILDREN/YOUTH REACHED BY STATUS 2021/22 vs 2022/23

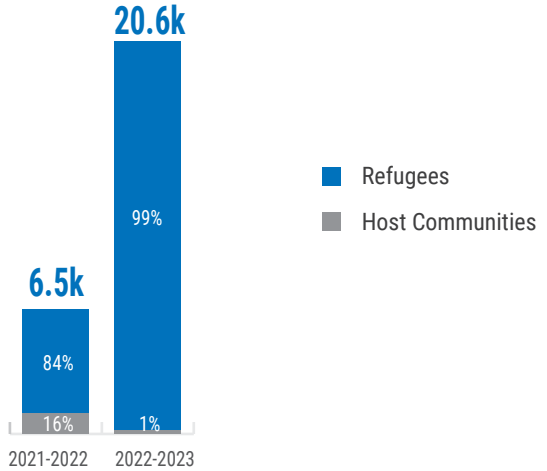

KEY ACHIEVEMENTS 2021/22 vs 2022/23

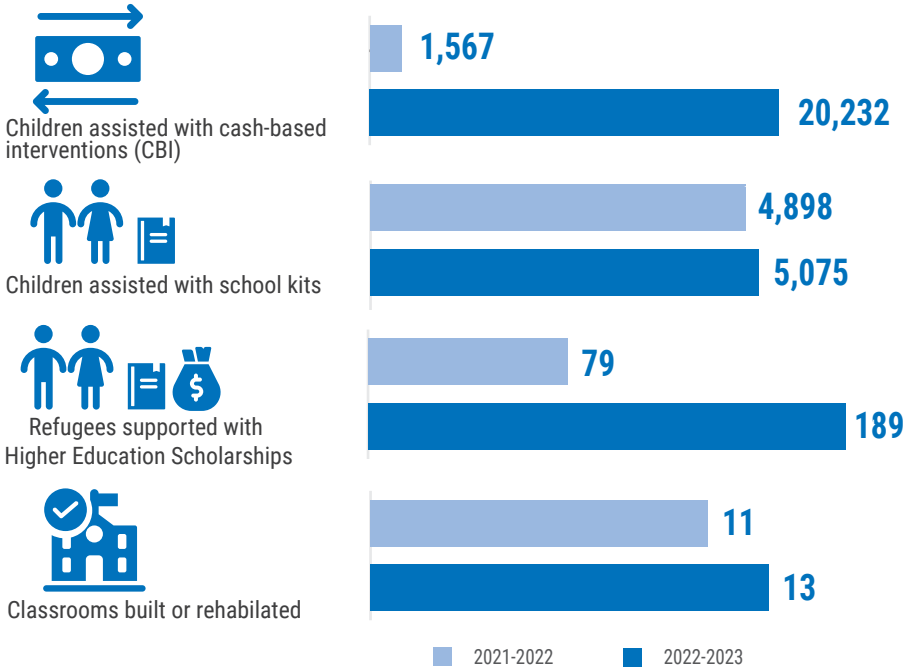

UNHCR'S EDUCATION RESPONSE AND ASSISTANCE 2021/22 vs 2022/23

Children/youth reached by level

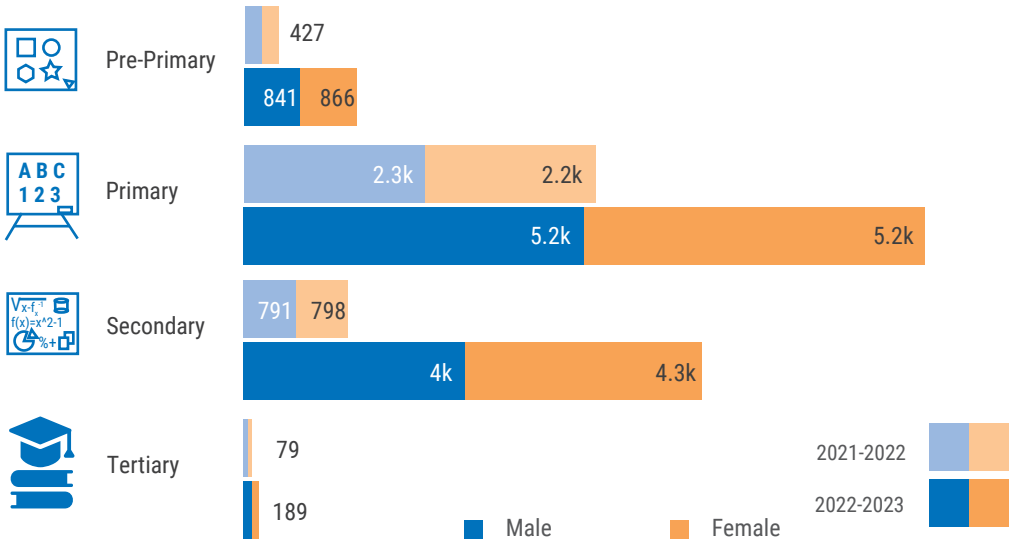

Source: Education data: UNHCR RBWCA data consolidation as of August 2023, UNHCR Annual Education Report 2022 (for global refugee enrolment rates); Assistance data: UNHCR and partners data consolidation.

Creation date: 30 August 2023 Feedback: berquin@unhcr.org; zeumekap@unhcr.org