REGIONAL BUREAU FOR WEST AND CENTRAL AFRICA
ECOWAS Countries - Education Dashboard: 2022-2023 School Year

UNHCR The UN Refugee Agency

October 2023

OPERATIONAL CONTEXT

642k

6.4M

Total number of Refugees and IDPs

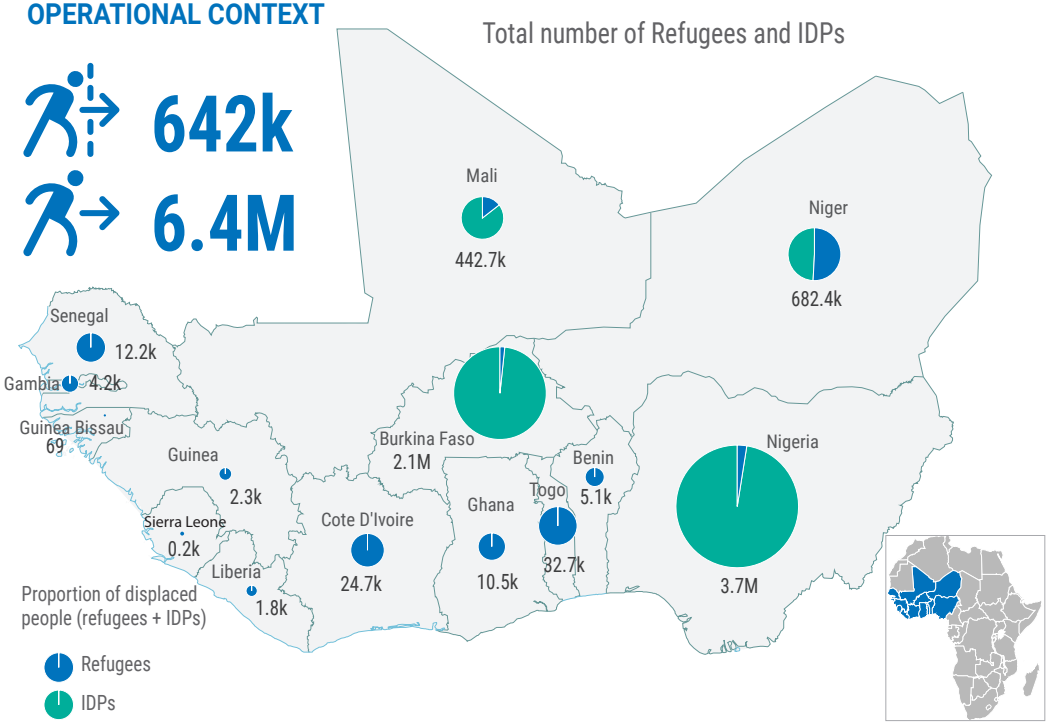

REFUGEE EDUCATION OVERVIEW

35% Average GER

24% Average NER

Gross Enrolment Rate (GER) - Primary + Secondary

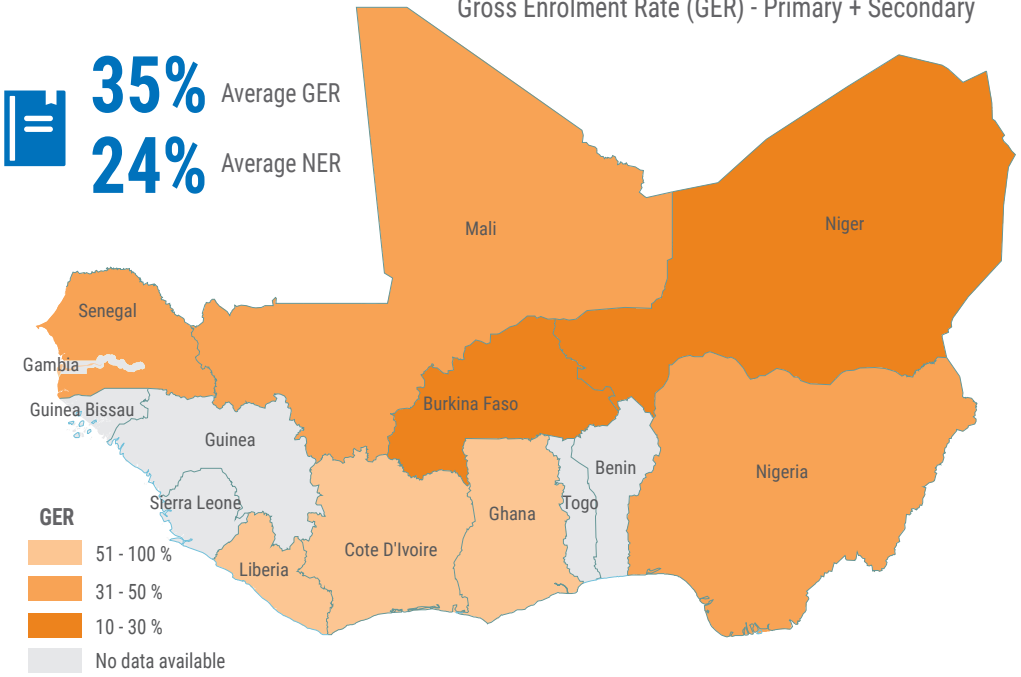

KEY FIGURES

Age and Gender (Refugees)

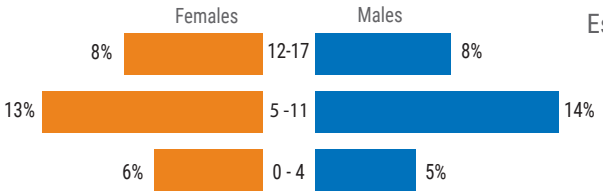

346.7k **3.8M**

Estimated displaced children in the region

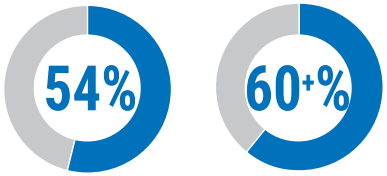

Children among the refugees

Children among the IDPs*

* Estimate Burkina Faso & Niger

+ 11%

People displaced between June 2022 and July 2023

Gross and Net Enrolment Rates (GER and NER) comparison by gender

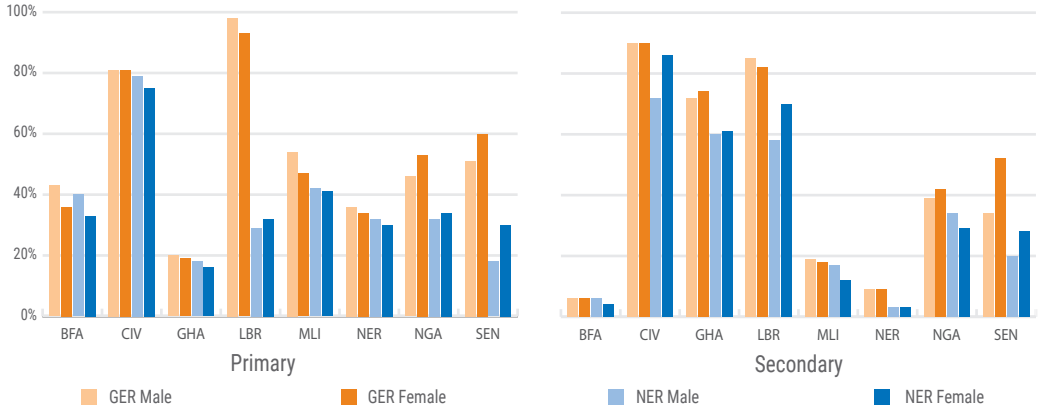

Selected countries: BFA: Burkina Faso; CIV: Ivory Coast; GHA: Ghana; LBR: Liberia; MLI: Mali; NER: Niger; NGA: Nigeria; SEN: Senegal

Sources: Displaced population data: UNHCR RBWCA Statistics of refugees as of July 2023 (end of the academic year), OIM DTM; Education data: UNHCR RBWCA data consolidation as of August 2023, UNHCR Annual Education Report 2023 (for global refugee enrolment rates); Assistance data: UNHCR and partners data consolidation.
Data consolidation is based on data available from the different UNHCR operations. Data may sometimes be partial and do not always consider the whole refugee population. Data reflects the best knowledge of UNHCR and its partners. *Disclaimer: The boundaries and names shown, and the designations used on these maps do not imply official endorsement or acceptance by the United Nations.*

Creation date: 2 October 2023 Feedback: berquin@unhcr.org; zeumekap@unhcr.org

REGIONAL BUREAU FOR WEST AND CENTRAL AFRICA
ECOWAS Countries - Education Dashboard: 2022-2023 School Year

UNHCR The UN Refugee Agency

October 2023

REFUGEE EDUCATION OVERVIEW

Out of shool children

160.5k

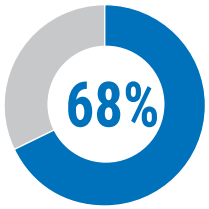

Estimated proportion of refugee children out of school

Comparison of refugee enrolment rates by school level for Economic Community of West African States (ECOWAS) vs Globally

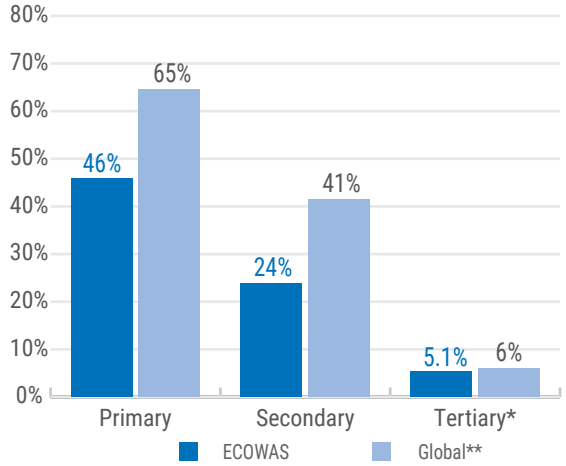

* The estimated proportion of 18-24 youth enrolled in higher education or technical and vocational education and training (TVET).

** Global enrolment rates refer to the 2021-2022 school year.

UNHCR'S EDUCATION RESPONSE AND ASSISTANCE

Children/youth reached by level

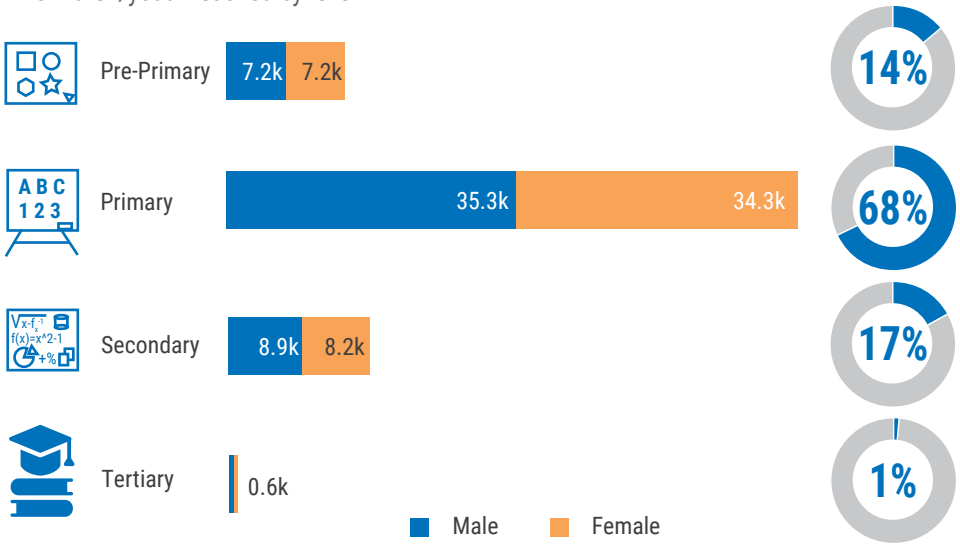

Children/youth reached by status

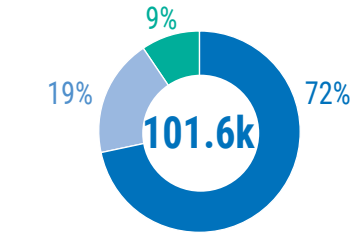

Refugees IDPs Host Communities

Female Male

KEY ACHIEVEMENTS

100

Classrooms built or rehabilated

569

Refugees supported with Higher Education/TVET Scholarships (including through Connected Education and Complementary Education Pathways)

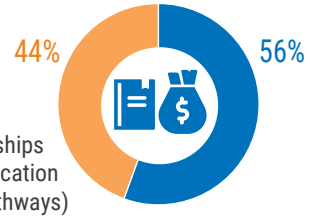

Female Male

182

Schools supported with WASH interventions

28,052

Children assisted with school kits

1,078

Teachers trained

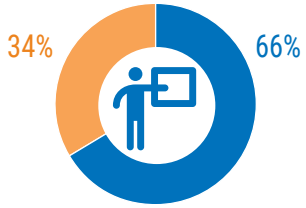

Female Male

24,909

Children assisted with cash-based interventions (CBI)

Source: Education data: UNHCR RBWCA data consolidation as of August 2023, UNHCR Annual Education Report 2023 (for global refugee enrolment rates); Assistance data: UNHCR and partners data consolidation.

Creation date: 2 October 2023 Feedback: berquin@unhcr.org; zeumekap@unhcr.org

REGIONAL BUREAU FOR WEST AND CENTRAL AFRICA

ECOWAS Countries - Education Dashboard: 2022-2023 School Year

October 2023

SCHOOL YEAR COMPARISON 2021/22 vs 2022/23

Out of shool children

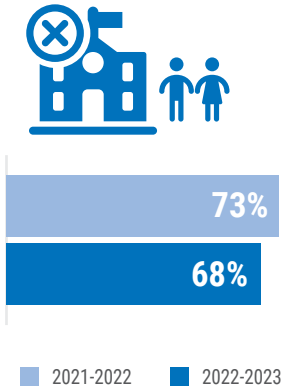

Estimated proportion of refugee children out of school by school year

Comparison of refugee enrolment rates in ECOWAS Countries by school level (2021/22 vs 2022/23)

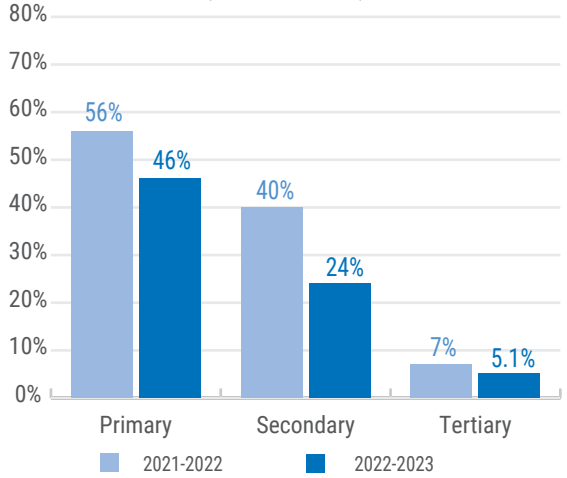

** The estimated proportion of 18-24 youth enrolled in higher education or technical and vocational education and training (TVET).*

CHILDREN/YOUTH REACHED BY STATUS 2021/22 vs 2022/23

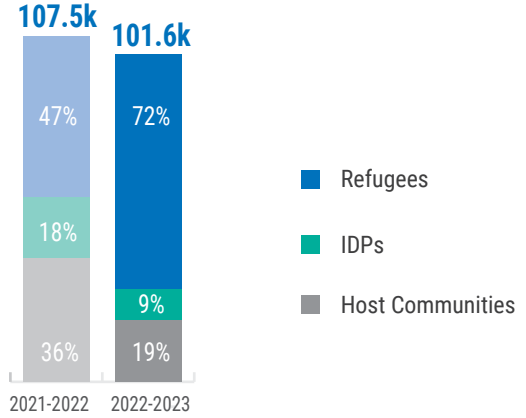

KEY ACHIEVEMENTS 2021/22 vs 2022/23

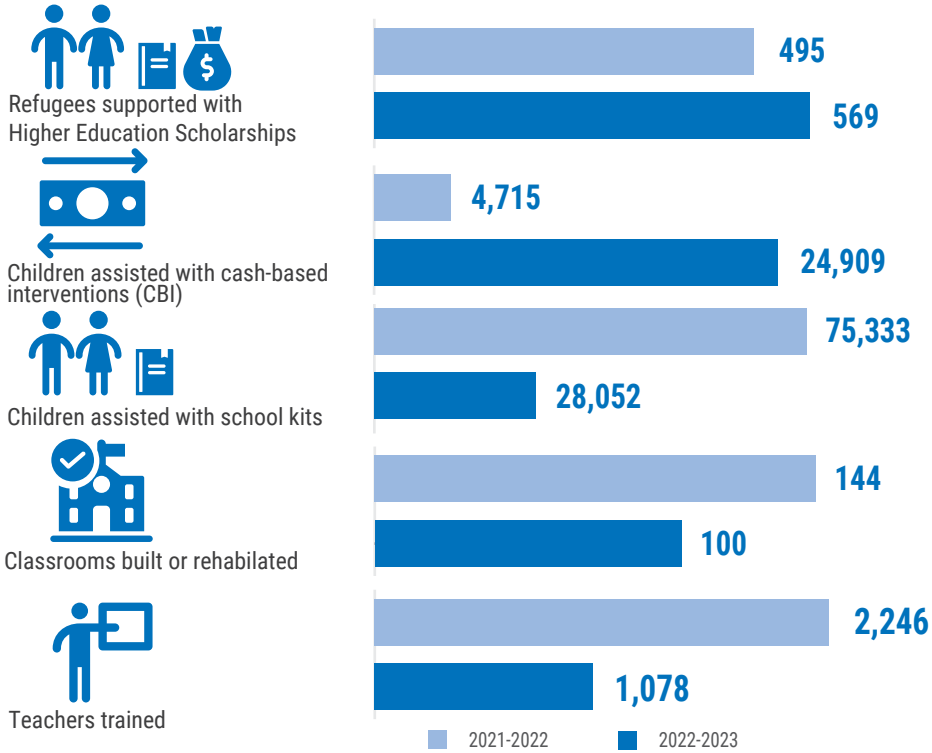

UNHCR'S EDUCATION RESPONSE AND ASSISTANCE 2021/22 vs 2022/23

Children/youth reached by level

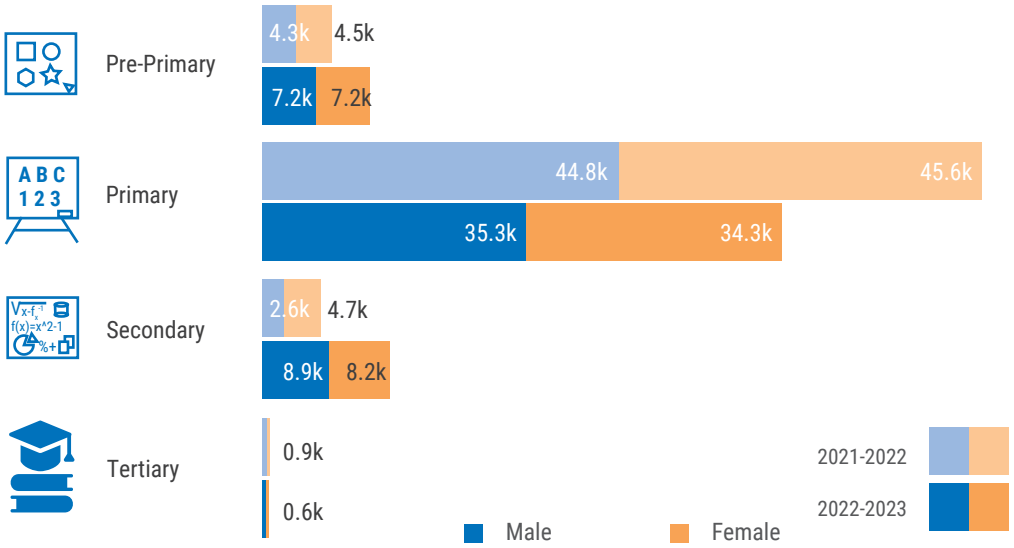

Source: Education data: UNHCR RBWCA data consolidation as of August 2023, UNHCR Annual Education Report 2023 (for global refugee enrolment rates); Assistance data: UNHCR and partners data consolidation.

Creation date: 2 October 2023 Feedback: berquin@unhcr.org; zeumekap@unhcr.org