SOMALIA

Internal Displacements Monitored by Protection & Return Monitoring Network (PRMN)

September 2023

View the interactive dashboard here: http://prmn-somalia.unhcr.org/

TOTAL DISPLACEMENTS

61,000 in September | **1,550,000** (Jan - Sep 2023) | **1,816,000** (Jan - Dec 2022)

The UNHCR-led PRMN implemented in partnership with NRC reported 344,627 new internal displacements in the month of May 2023. Out of these, 266,000 were caused by floods, 41,000 were due to conflict or insecurity, 35,000 were related to drought and 3,000 were displaced due to other reasons

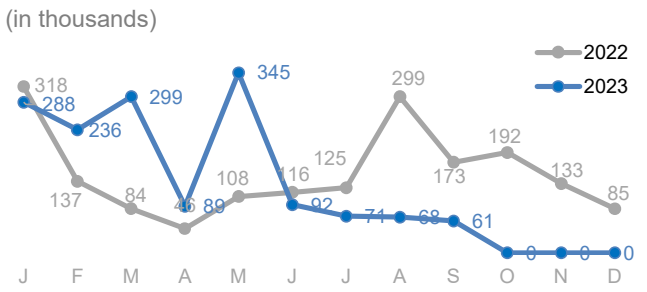

BY REGION (Jan - Sep 2023)

	DEP	ARR
Hiraan	267,700	269,580
Lower Shabelle	149,050	41,730
Middle Shabelle	59,420	33,320
Gedo	199,410	238,620
Bay	166,860	114,870
Bari	28,300	83,020
Lower Juba	36,650	43,930
Galgaduud	110,890	161,570
Mudug	96,100	36,210
Bakool	64,120	51,930
Sanaag	17,160	15,650
Middle Juba	45,450	55,570
Banadir	2,770	145,010
Awdal	10,130	6,260
Togdheer	19,270	55,550
Sool	214,670	49,710
Nugaal	58,240	145,400
Woq. Galbeed	3,610	1,870

BY DISTRICT (Jan - Sep 2023)

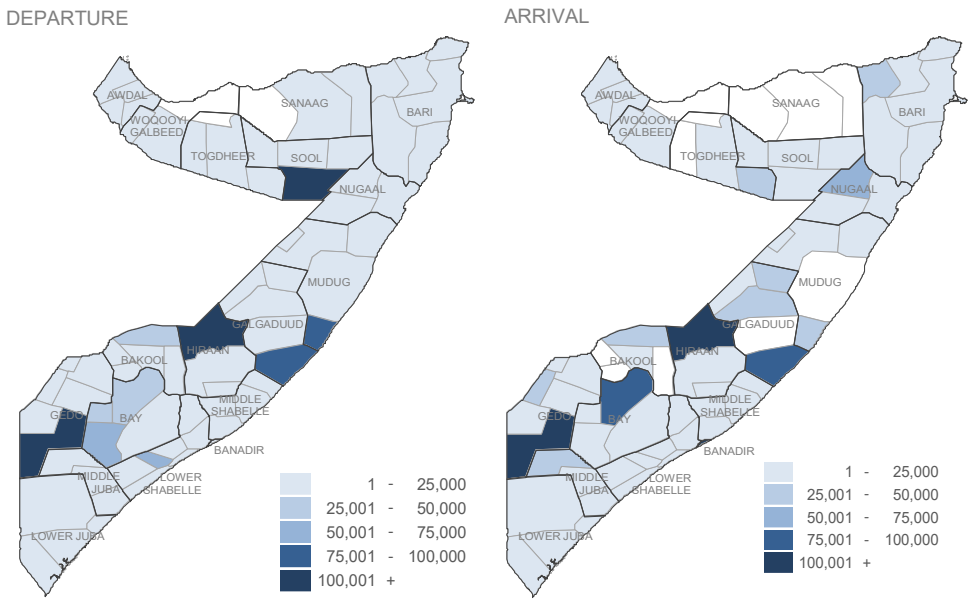

CONFLICT / INSECURITY DISPLACEMENTS

14,000 in September | **606,000** (Jan - Sep 2023) | **607,000** (Jan - Dec 2022)

Major displacements in May occurred in Lower Shabelle (26,061) and Togdheer (7,259) regions particularly due to military offensive activities.

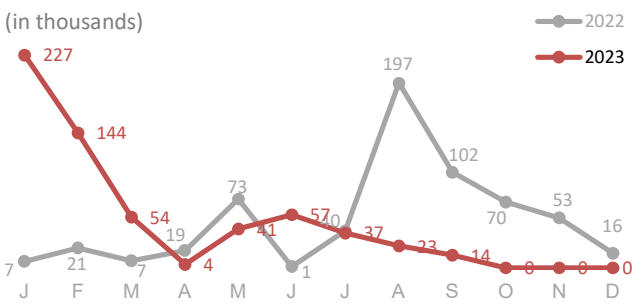

BY REGION (Jan - Sep 2023)

	DEP	ARR
Lower Shabelle	53,030	27,580
Bay	4,190	1,380
Galgaduud	100,760	151,440
Gedo	4,200	7,050
Bakool	5,520	5,400
Lower Juba	17,870	20,990
Sool	197,990	37,770
Sanaag	13,210	14,060
Middle Juba	15,930	9,690
Togdheer	12,560	49,680
Mudug	82,220	29,900
Banadir	840	56,300
Middle Shabelle	47,880	23,560
Hiraan	1,840	3,390
Bari	1,430	54,120
Nugaal	39,020	112,600
Awdal	3,870	
Woq. Galbeed	3,540	980

BY DISTRICT (Jan - Sep 2023)

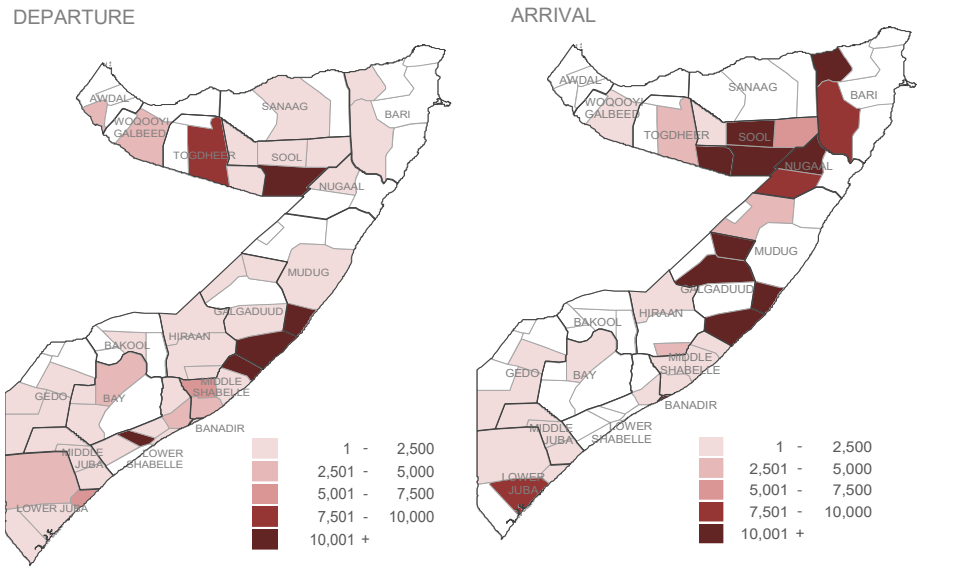

DROUGHT RELATED DISPLACEMENTS

35,000 in September | **473,000** (Jan - Sep 2023) | **1,179,000** (Jan - Dec 2022)

The highest displacements in May owing to drought were recorded in Lower Shabelle (10,902), Bay (5,945) Bari (3,724) and Bakool (2,443) regions.

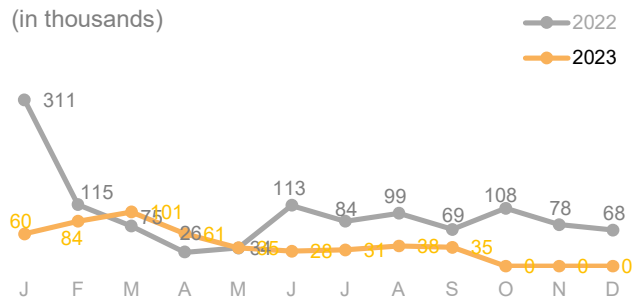

BY REGION (Jan - Sep 2023)

	DEP	ARR
Bay	137,660	89,710
Bari	19,640	23,250
Sanaag	3,200	990
Bakool	56,710	45,420
Awdal	5,030	5,030
Sool	4,380	820
Gedo	85,520	120,350
Lower Shabelle	94,300	12,550
Mudug	5,200	4,720
Togdheer	3,990	2,370
Hiraan	4,780	5,130
Nugaal	970	5,090
Lower Juba	17,230	21,210
Woq. Galbeed	30	840
Middle Juba	25,710	41,950
Banadir	270	86,780
Middle Shabelle	6,430	4,810
Galgaduud	1,560	1,570

BY DISTRICT (Jan - Sep 2023)

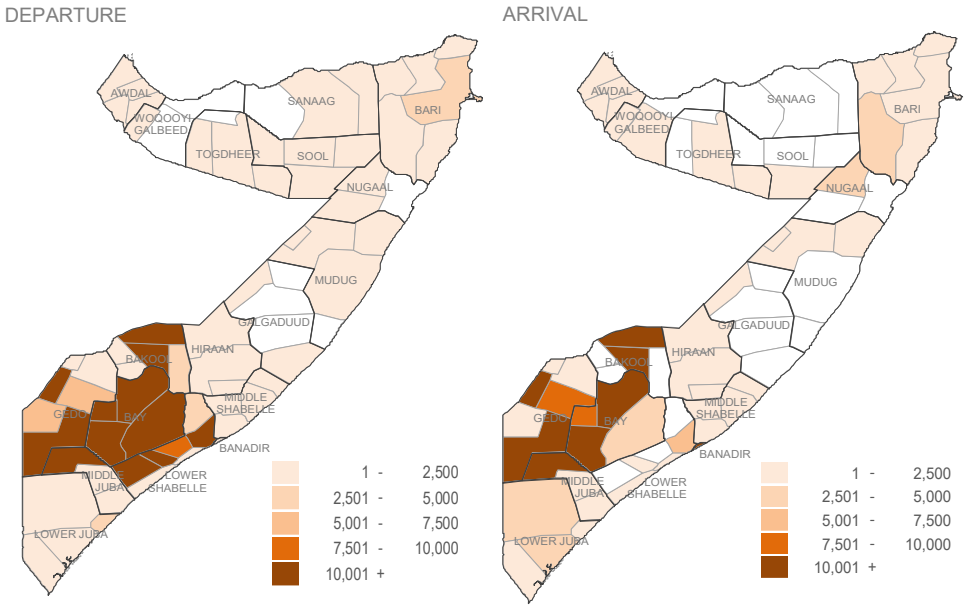

FLOOD DISPLACEMENTS

0 in September | **419,000** (Jan - Sep 2023) | **13,100** (Jan - Dec 2022)

The highest displacements in May owing to floods were recorded in Hiraan (259,670) and Gedo (2,531) regions

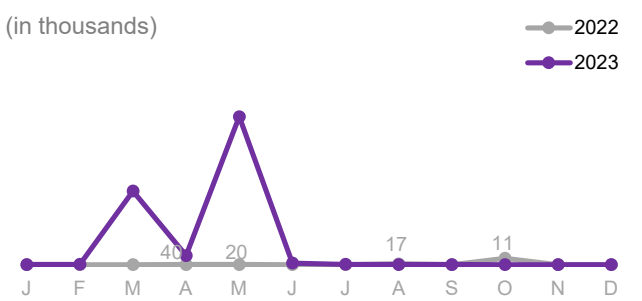

BY REGION (Jan - Sep 2023)

	DEP	ARR
Hiraan	260,860	260,800
Lower Shabelle	850	850
Middle Shabelle	5,060	4,950
Gedo	100,450	100,860
Lower Juba	1,010	1,050
Bari	4,770	5,110
Mudug	1,330	1,330
Banadir	1,490	1,630
Middle Juba	3,230	2,780
Galgaduud	8,550	8,550
Bakool	10	10
Bay	22,340	22,340
Awdal	1,100	1,100
Sool		
Woq. Galbeed	30	30
Sanaag	300	
Togdheer	1,680	1,680
Nugaal	5,920	5,930

PRIORITY NEED ON ARRIVAL (May 2023 in %)

Awdal	22	1	77						
Bakool	99								
Banadir	90	2	1	8					
Bari	57		43						
Bay	99			1					
Galgaduud	94		6						
Gedo	52		47						
Hiraan	1		99						
Lower Juba	87		12	1					
Lower Shabelle	94		2	3					
Middle Juba	99		1						
Middle Shabelle	95	3	2						
Mudug	95			5					
Nugaal	30	3	64	3					
Sanaag	21	43		36					
Sool	27		73						
Togdheer	39		60	1					
Woq. Galbeed	72	23	4	1					

AGE & GENDER (2023)

Female	Age	Male
12%	0-4	12%
12%	5-11	13%
10%	12-17	11%
14%	18-59	12%
2%	60+	3%

Women & chidren 85%

Disaggregated data for displaced persons are based on those displacement reports where data has been collected at household level

NEED

Food	Protection
Water	Livelihood
Shelter	Humanitarian Aid
Health	Transport
Other	

About PRMN

The PRMN (Protection & Return Monitoring Network) is a UNHCR-led project which identifies and reports on displacements (including returns) of populations in Somalia. The network also identifies and reports on protection risks and incidents underlying such movements. Only figures collected by PRMN are reported above. Not all displacements in Somalia are captured. This dashboard should be read in conjunction with the Notes on PRMN Methodology (https://data2.unhcr.org/en/documents/details/53888) which outline the approach and certain limitations. The figures shown are for numbers of individuals and are based on interviews with key informants and/or displaced hoseholds at destination (unless otherwise noted). Further information and datasets available on request use contact below.

Partner

NRC NORWEGIAN REFUGEE COUNCIL

UNHCR is grateful for the generous contributions of donors who have directly contributed to the UNHCR Somalia operation in 2023

United Nations CERF Central Emergency Response Fund

From the People of Japan

WFP World Food Programme