

RRP Sectorial Consultation

2024 RRP Strategic Framework

Cash Working Group
6th October 2023



MINISTERUL MUNCII
ȘI PROTEȚIEI SOCIALE
AL REPUBLICII MOLDOVA



Regional Refugee Response
for the Ukraine Situation

Moldova

Agenda

Time	Topic	Facilitators
09h00 - 09h15	Opening Remarks	Sector Leads
09h15 - 09h30	2024 RRP - Regional Objectives and Steps	IAC Team
09h30 - 09h45	Overview of Existing Assessments 2023	Sector Leads / IM IA
09h45 - 10h00	Presentation of Sector Planning Figures (PiN)	Sector Leads / IM IA
10h00 - 10h15	Q & A	
10h15 - 10h30	Coffee Break	
10h30 - 10h50	Joint Data analysis - identification of gaps and challenges	Group Activity
10h50 - 11h20	Identification of solutions - Sector activities and indicators (how to integrate host communities in the activities?)	Group Activity
11h20 - 11h50	Debriefing of the two activities: Data analysis, Activities, and indicators	Representatives from the Groups
11h50 - 12h00	Wrap-up and Conclusion	Sector Leads





Overview of sector response 2023

Multi-purpose Cash Assistance

A total of **374,426 payments rendered to refugees** for basic needs.

A total of **98,566 payments rendered to host communities** for basic needs.



Multi-purpose Voucher Assistance

52,344 individuals from both refugees and host communities were supported with multi-purpose vouchers.
(Ref.: 37,222, HC: 15,122)



Overview of sector response 2023

Our Partners

- Action Against Hunger (ACF SPAIN)
- ACTED
- ADRA
- Charity Centre for Refugees (CCR)
- HelpAge
- International Committee of the Red Cross (ICRC)
- Information and Communication Technology (ICT)
- International Federation of Red Cross and Red Crescent Societies (IFRC)
- IMPACT-INITIATIVES
- International Organization for Migration (IOM)
- Moldova for Peace
- Pestalozzi
- People in Need
- Polish Red Cross
- REACH-INITIATIVE
- UN Women
- United Nations
- Population Fund
- United Nations Children's Fund
- World Food Programme
- World Vision International
- Inspectoratul General pentru Migrație
- Ministry of Labour and Social Protection



Overview of assessments 2023

Data sources: UNHCR socio-economic profiling, UNHCR PDMs, Winter Evaluation Assessment, CWG Market Assessment, Rental Market Assessment, MSNA

Post-Distribution Monitoring (PDM) of The UNHCR's Cash Assistance in Moldova
Round 6 June 2023

Introduction and methodology

As of 18 June 2023, at least 201,802 border crossings from Ukraine into neighbouring countries have been recorded since 24 February 2022. According to the Government of Moldova figures, 102,258 Ukrainian refugees and 91,002 third country nationals crossed the border from Ukraine to Moldova.¹ Among the refugees who fled into Moldova, 110,854 have remained in the country as of 18 June 2023.²

In response to the arrival of Ukrainian refugees, the United Nations High Commissioner for Refugees (UNHCR) set up multi-purpose cash distributions for refugee households, in collaboration with its partners, Catholic Relief Services (CRS), Caritas Moldova and Diakonia, the United Nations Children's Fund (UNICEF) and the United Nations Population Fund (UNFPA), in coordination with the Ministry of Labour and Social Protection. The purpose of this emergency cash assistance is to meet the material needs of vulnerable people who fled Ukraine on or after 24 February 2022 due to conflict and are currently residing in Moldova.

Families and people with the following characteristics are eligible for the assistance:

- Family with one or more dependants
- Family headed by a single parent
- Family headed by a child (below 18)
- Family with an unaccompanied or separated child
- Family headed by an older person (above 60)
- Family with one or more persons with specific needs, including:
 - A person with a disability
 - Pregnant women
 - Persons with a serious medical condition
 - Women at risk
 - Persons with legal and physical protection needs
 - Lesbian, gay, bisexual, transgender, and intersex (LGBTI) person

The assistance consists of a monthly multi-purpose cash assistance of 2,200 Moldovan Lei (MDL) per person (about 123 USD), equivalent to the Moldovan minimum consumption basket.³ As of 22 June 2023, 116,870 individuals have received cash assistance from the UNHCR at least once. Of those enrolled, 86,874 received two rounds, 32,299 three rounds, 44,262 four rounds, 62,442 five rounds, 62,809 six rounds, 54,650 seven rounds, 53,822 eight rounds, 49,312 nine rounds, 41,718 ten rounds, 32,725 eleven rounds, 18,234 twelve rounds, and 14,698 thirteen rounds of payment. Eligible household members have used their UNHCR winter cash, which can also be used for the purchase of groceries in supermarkets, local shops, pharmacies, or similar services and for withdrawals from ATMs in Moldova. More information on the eligibility criteria and the distribution process can be found [here](#).

As part of the UNHCR's efforts to monitor the quality of their service delivery and to ensure accountability to Persons of Concern (PoC), IMPACT conducted the sixth round of Post-Distribution Monitoring (PDM) following the UNHCR cash assistance distribution which happened over April and May 2023. IMPACT interviewed a total of 118 households via phone calls, randomly selected from the UNHCR beneficiary lists, between 5th and 6th June 2023. Only respondents who had received their latest payment of (at least) two weeks prior to data collection were included. The sample is representative of the beneficiary refugee population from Ukraine living in Moldova at the time of data collection at a 95% confidence level with a 10% margin of error. IMPACT ensured the sample takes from the sampling frame to account for a low response rate, likely due to the high mobility of the refugee population. Interviewed households in this round had received the UNHCR's cash assistance between one and fourteen times, with an average of 10.7 rounds at the time of data collection. Among interviewed respondents, there were 84% females and 16% males.

Assessed household demographics

15% of households reside in Refugee Accommodation Centres (RAC)

Average cash assistance received per household in FOB Round 6: 7,273 MDL

Average rounds of cash assistance received per household: 10.7

UNHCR The UN Refugee Agency

Ministerul Muncii și Protecției Sociale al Republicii Moldova

Republic of Moldova
Winter Evaluation Assessment

Page 1 | Page 2 | Page 3 | Page 4

The data presented in the dashboard has been collected at household level as part of an Acted-led summative assessment. Specifically, the household level data was collected through a joint-data collection effort by Acted, WorldVision, PIN, IFRC, Moldova Red Cross Society. With the support of UNHCR, the present dashboard was created to disseminate the findings of the assessment to a wider audience.

The purpose of the household survey was to understand the winter situation of 2022-2023 among both refugees and host community households and explore local winterization needs for the consecutive winter of 2023-2024.

The data and findings of the dataset are not suggested to be representative of all localities and peoples in Moldova and their experiences, but indicative of the winter situation of last winter and needs of coming winter season. Therefore, the dataset is considered to give a reading on relevant conclusions and recommendations to inform response planning for actors engaged in winterization planning.

The household level data was collected through a quantitative survey administered based on a combined purposive sampling approach to reach Ukrainian refugees residing in Refugee Accommodation Centres (RACs), private housing and vulnerable host community households. The households that have been surveyed have been identified using both simple random sampling (SRS) on assessment partners' databases and convenience sampling through public surveying and visits to RACs.

Geographical coverage
1058 HHs surveyed

Led by **acted**

In collaboration with **INTERSOS**, **People in Need**, **World Vision**, **UNHCR**, **IFIRC**, **ESOMAR member**, **REACH**

MARKET ASSESSMENT AND MONITORING. RETAILER AND CUSTOMER SURVEYS

UNHCR
June 2023

magenta consulting

MOLDOVA

Rental Market Assessment

Round 1

September 2023

Funded by the European Union

REACH Informing more effective humanitarian action

Overview of assessments 2023

Cash Based Interventions

Proportion of households by reported preferred modality for future cash assistance:



96% Cash distribution

4% Combination of cash and in-kind distributions

Figure 9.1: Q3.1. How far away is the nearest market where you normally buy food items is located?, %

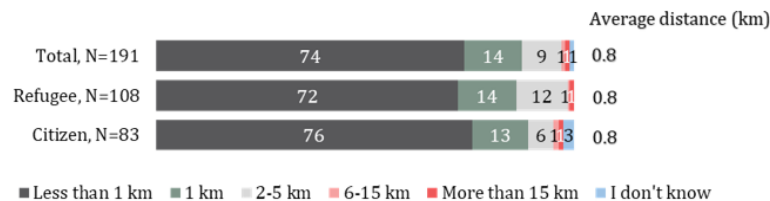


Figure 4.1: Q2.1. Please indicate the current level of availability in stores and markets in your community/region for each of the following. %

% per row		Total, N=191			
		Available in sufficient quantity	Insufficient amount of goods	The product is missing	I don't know
Food items	Bread, pastry, macaroni, Corn, rice	96	4	0	1
	Potato	95	4	1	1
	Vegetable oil, butter, fat	94	4	1	1
	Sugar, honey, jams, ice creams, sweets	93	5	1	0
	Vegetables	93	7	0	0
	Dairy products	91	5	1	3
	Beans, lentils, peas	90	4	3	2
	Meat, fish, eggs	88	8	2	2
Fruits	86	12	1	1	
Non-food items	Hygiene NFIs	96	3	0	1
	Drinking water	94	2	2	2
	Cooking and eating utensils	79	11	4	5
	Bedding	70	12	11	6
	Clothing (including shoes)	70	16	11	3
Healthcare items	General medicines	75	19	6	1
	Supportive devices	54	7	6	33
Fuel	Electricity	96	3	1	0
	Gas	83	4	10	3
	Fuel for vehicles	58	4	16	22
	Firewood	35	20	9	36
	Coal	34	7	16	43

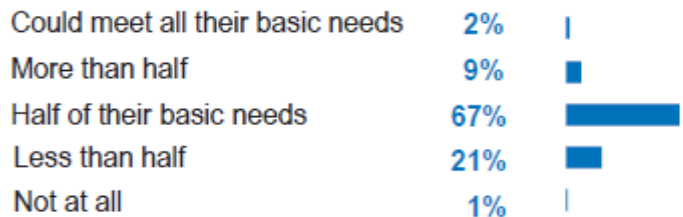
Source: UNHCR Post-Distribution Monitoring (PDM) Round 5, CWG Market Assessment




Overview of assessments 2023

Cash Based Interventions

Proportion of households by the share of basic needs that they were reportedly able to meet at the time of data collection:



Proportion of households reporting having had sources of income or support other than the UNHCR cash assistance in the 30 days prior to data collection:



Source: UNHCR Post-Distribution Monitoring (PDM) Round 5, 6

Household proportion for top six cash assistance expenditures:²³

	Round 1	Round 2	Round 3	Round 4	Round 5	Round 6
Food	96%	92%	87%	93%	85%	94%
Hygiene items	50%	10%	11%	16%	33%	18%
Health costs	34%	56%	67%	48%	45%	40%
Utilities and bills	32%	52%	18%	55%	61%	54%
Clothes / shoes	45%	31%	29%	1%	34%	30%
Rent	22%	25%	16%	22%	20%	37%



Overview of assessments 2023

Cash Based Interventions

Top 5 of most frequently reported livelihood coping strategies, among the 104 households having reportedly used at least one of them (88%):^{15, 16}

- 60% Used some of their savings to meet their basic needs
- 43% Reduced expenditure on hygiene items, water, baby items in order to meet household food needs
- 40% Reduced expenses on health (including drugs) and education to meet household needs
- 11% Took out new loans or borrowed money
- 4% Sold livelihood and/or productive assets
- 4% Skip paying rent/debt repayments to meet other needs
- 3% Asked strangers for money (begging)
- 2% Moved to a poorer quality shelter
- 2% Stopped a child from attending school
- 1% Sent a household member to work far away

Improved their living conditions:

	Round 1	Round 2	Round 3	Round 4	Round 5	Round 6
Significantly	21%	10%	2%	4%	6%	6%
Moderately	51%	35%	31%	52%	54%	60%
Slightly	20%	38%	54%	33%	32%	27%
No effect	8%	17%	13%	12%	8%	7%

Reduced financial burden:

	Round 1	Round 2	Round 3	Round 4	Round 5	Round 6
Significantly	31%	6%	2%	2%	2%	5%
Moderately	44%	59%	59%	65%	64%	69%
Slightly	24%	31%	39%	33%	34%	25%
No effect	1%	4%	0%	0%	1%	2%

Reduced feelings of stress:

	Round 1	Round 2	Round 3	Round 4	Round 5	Round 6
Significantly	23%	7%	14%	19%	11%	3%
Moderately	47%	42%	35%	60%	61%	56%
Slightly	26%	37%	35%	16%	22%	36%
No effect	4%	14%	15%	6%	7%	5%

Source: UNHCR Post-Distribution Monitoring (PDM) Round 6





Overview of assessments 2023

Data sources: UNHCR socio-economic profiling

Association analysis reveal that household demographics (families with 4+ members), heating sources, accommodation types, residential areas (urban vs rural), and specific needs associated with specific profiles (older people, people with disabilities and single parents) has a **significant correlation with the level of socio-economic vulnerabilities among refugee population.**

Based on these indicators, it is estimated that approximately **70% of the total refugee population requires support to cover their basic needs**, with approximately **15% classified as extremely vulnerable** due to multiple layers of vulnerabilities within their households.

These findings are consistent with observations from partners in the field, and it is worth noting that they cover characteristics of certain groups at higher risk of marginalization, such as Roma households, who have an average household size of 5.6 individuals according to available data, as well as single female households.



Sector planning figures

2024 RRP PLANNING FIGURE

Refugees Staying in Moldova				Host Community			
90,000				55,000			
Female	Male	Child.	Adults	Female	Male	Child.	Adults
52.2k	37.8k	40.5k	49.5k	28.5k	26.5k	11.5k	37.5k
Older Persons		Persons with Disabilities		Older Persons		Persons with Disabilities	
8.4k	10k	13.5k		3.5k	2.5k	8.2k	

People in Need of Support to Cover Basic Needs

Refugees				Host Community			
63,000 Individuals				55,000 Individuals			
Female	Male	Child.	Adults	Female	Male	Child.	Adults
36.5k	26.5k	28.6k	34.6k	28.5k	26.5k	11.5k	43.5k
Older Persons		Persons with Disabilities		Older Persons		Persons with Disabilities	
5.9k	7.0k	9.45k		3.5k	2.5k	8.2k	



Sector planning figures and objectives 2024

Objective 2024

The general objective of the CWG is to effectively coordinate the delivery of cash assistance from multiple actors across the response to maximize resources, avoid duplications, address unmet needs, increase effectiveness, and enable programmatic coherence.

Specific objectives

Targeted refugees and host communities have continued and equitable support to meet their basic needs.

Ensure the overall cash response is coherent, avoids duplication, and finds opportunities to increase effectiveness, coordinating with sectors and protection to guarantee coherence and referrals.

Promote use of streamlined mechanisms, standards, and tools across partners for harmonized, qualitative and accountable programming.

Promote streamlined efforts and early alignment with Government's social protection schemes across the cash response.

Review requirement of and undertake capacity building activities for CWG members and local actors.





- The partners will be organized in 3 groups.
- All the groups will have a set of data sources, the activity is divided in two sections, the first 20 minutes are to analyze and extract the gaps and challenges and the rest 30 minutes will be for the activities and indicators to respond those gaps and challenges.
- Each group will identify the activities for short and mid, long-term. The activities for **short-term** will be with **RED** color and the **mid, long-term** with **BLUE** color.

Debriefing

- Each group will designate one representative to de-brief on the discussions related to
 - Joint Data Analysis
 - Identification of Solutions – Sector Activities and Indicators
 - Time-frame
- Each Group will have 10 minutes to present



Thank You

mdachcbi@unhcr.org



MINISTERUL MUNCII
ȘI PROTECȚIEI SOCIALE
AL REPUBLICII MOLDOVA



Regional Refugee Response
for the Ukraine Situation

Moldova