CAMEROON
SGBV Analysis Situation Dashboard

January - August 2023

OF INCIDENTS

338
GBV incidents

% OF PERSON AFFECTED
(DISAGGREGATED)

97% Women

3% Man

81% Adults

19% Children

PLACE GBV INCIDENTS OCCURED

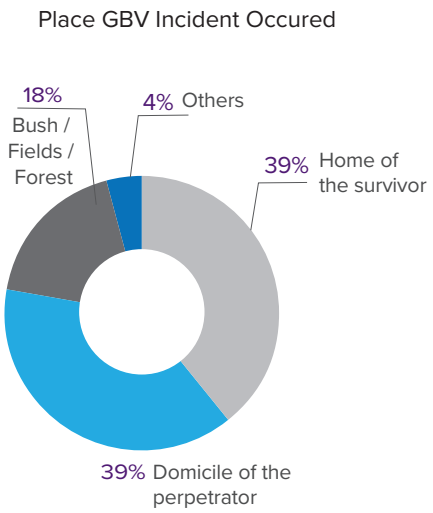

INCIDENTS PER PPG*

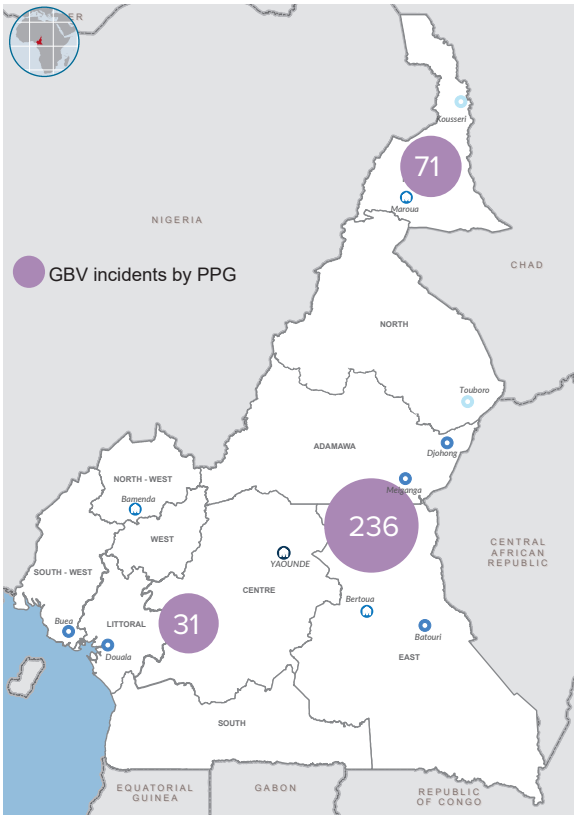

OVERVIEW

GBV incidents presented in this dashboard were collected and reported by the UNHCR and its partners, survivors are refugees and asylum seekers. Based on field collection, 98% of GBV incidents took place in the country of asylum (Cameroon) against 2% in the countries of origin. Women and girls are disproportionately affected representing 97% of identified survivors.

INCIDENTS TYPE

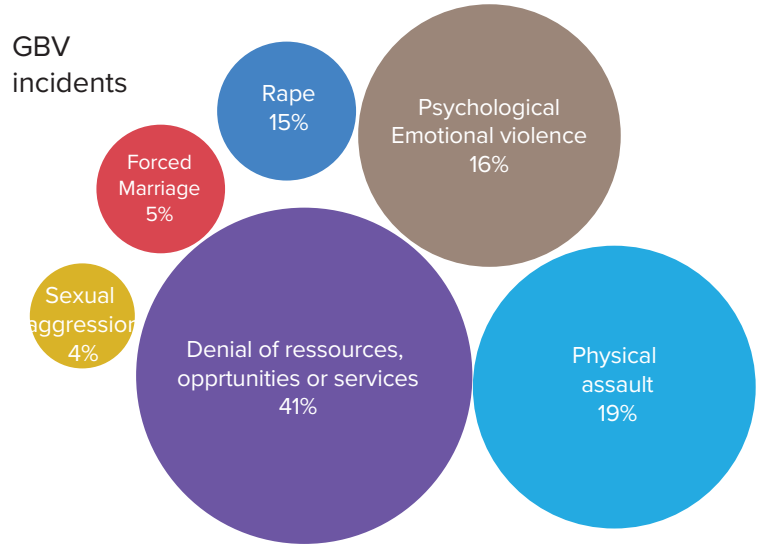

ALLEGED PERPETRATORS

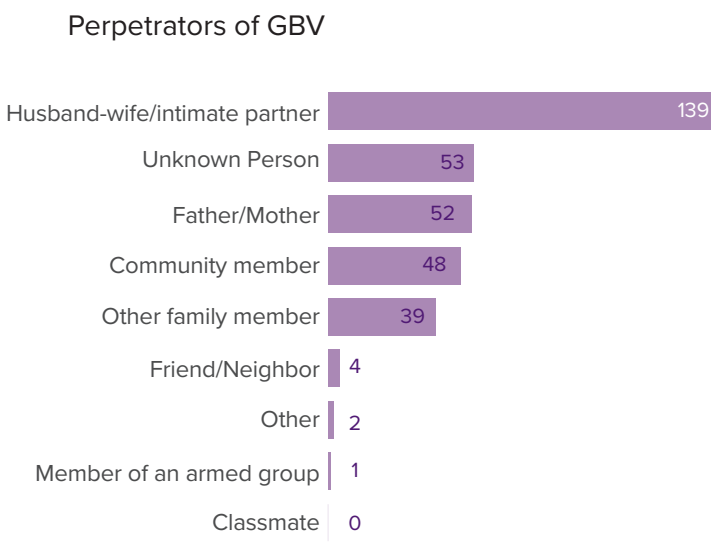

RESPONSE END PREVENTION ACTIVITIES

Awareness-raising activities on GBV

70,302 People sensitized during awareness-raising activities

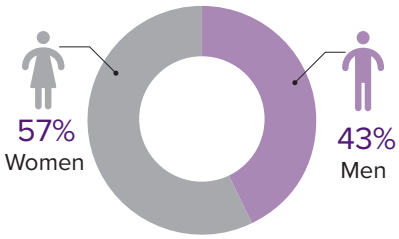

24,665 Children reached

45,637 Adults reached

GBV Assistance

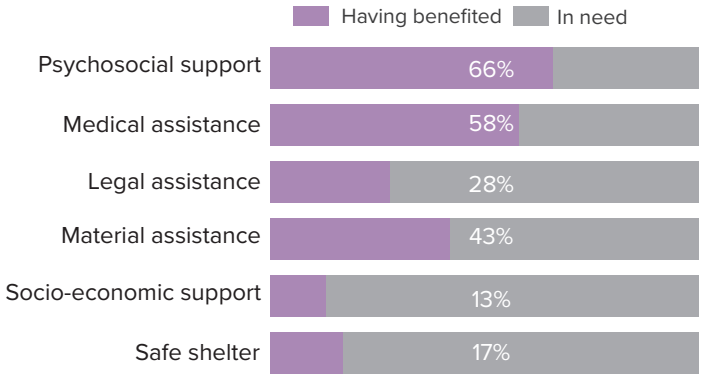

PPG*: Population planing group

Creation date: 02 May 2021 Sources: UNHCR, UNHCR offices and partners

For more information: Amoin Felicite Koko (koko@unhcr.org); Claudric De Kalambak (nguenade@unhcr.org)