UNHCR The UN Refugee Agency

DIMA - RBSA

Data, Identity Management and Analysis - Regional Bureau for Southern Africa

Population Data Analysis

August 2023

Overview

At the end of August 2023, Southern Africa hosts around **8.9 million people that UNHCR has the mandate to protect**. They include 781,500 refugees, 202,600 asylum-seekers, 32,400 others of concern, 6.6 million internally displaced persons (IDPs) induced by conflicts. To that figures, it should be noted that 700 refugees and 1.2 million IDPs have returned during the reporting period. In addition, 1 million people displaced as a result of climate change and disaster. The most siginificant change related to the returning IDPs whose number has increased by 750,000 since July 2023. **The Democratic Republic of Congo (DRC) hosts 85 per cent of the population in the region**.

Refugees, Asylum-Seekers and Others of Concern

There are **1 million refugees, asylum-seekers and others of concern** hosted in the region and 75 per cent originate from countries outside Southern Africa region.[1] The top five countries of origin are: Central African Republic (244,000), Rwanda (238,000), Democratic Republic of the Congo (220,000), Burundi (85,700) and South Sudan (57,500).

Internally Displaced Persons (IDPs)

In the Southern Africa region, **87 per cent of the internally displacements is caused by conflicts**. Around 1.2 million individuals returned from internal displacement in DRC and Mozambique due to durable solutions. IDPs induced by conflicts are reported in DRC, Congo and Mozambique, and IDPs induced by disaster are reported in DRC, Malawi, Mozambique and Zimbabwe.

Children among the refugee population in Southern Africa

Out of the 781,500 recognised refugees in Southern Africa half are children. There are equal number of boys and girls. Globally 41 per cent of refugees are children. Countries with high proportion of children are DRC, Malawi, Namibia, Zimbabwe, and Botswana with over 45% children. Only five of the 16 countries in the region report data on education with an average gross enrolment rate is 53%. Individual country rates vary from 64% in Malawi to 23% in Botswana.

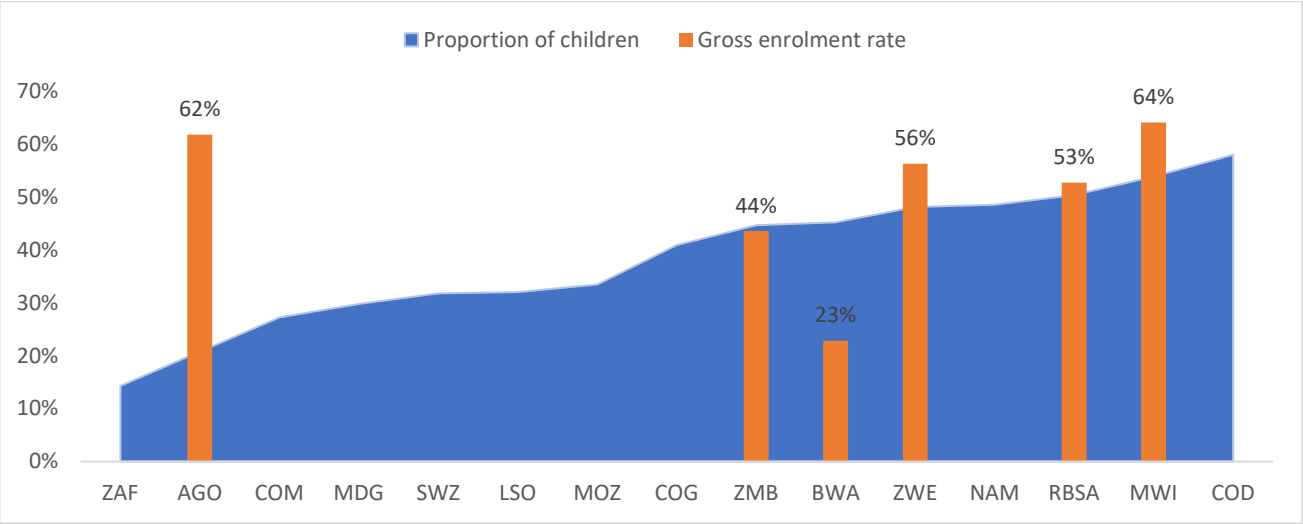

Figure 1 proportion of children among refugees in RBSA and gross enrolment rates. Angola has 63% of refugees without age and sex distribution. Education data is from the Global Refugee Data collection.

[1] Southern Africa region refers to the 16 countries covered by the Regional Bureau for Southern Africa of UNHCR including Angola (AGO), Botswana (BWA), Comoros (COM), Congo (COG), DRC (COD) Eswatini (SWZ), Lesotho (LSO), Madagascar (MDG), Malawi (MWI), Mauritius (MUS), Mozambique (MOZ), Namibia (NAM), Seychelles (SYC), South Africa (ZAF), Zambia (ZMB) and Zimbabwe (ZWE).

REGIONAL BUREAU FOR SOUTHERN AFRICA

POPULATIONS THAT UNHCR IS MANDATED TO PROTECT AND ASSIST

As of 31 August 2023

KEY FIGURES

8,884,849

FORCIBLY DISPLACED PEOPLE & RETURNEES[1]

As a result of persecution, conflict, violence, human rights violations, or events seriously disturbing public order.

1,017,198

Refugees, asylum-seekers, other of concern & returnees (11% of the overall forcibly displaced people and returnees population)**

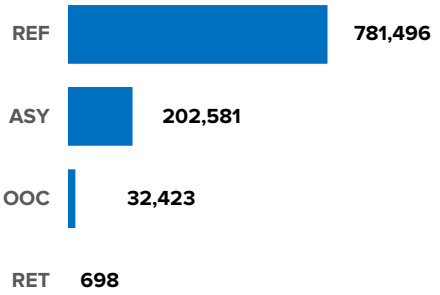

7,867,651

Conflict-induced IDPs and returned IDPs (89% of the overall forcibly displaced people and returnees population)**

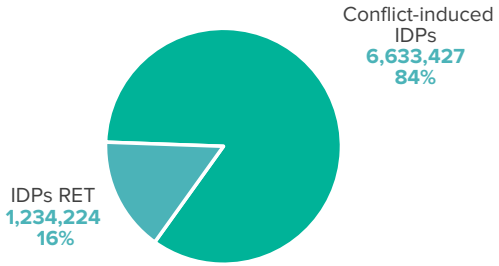

1 In addition, there are 999,920 people displaced internally in the context of disasters and climate change. The displacement occurred in the following countries:

Malawi (659,278), The Democratic Republic of the Congo (257,439), Mozambique (41,668) and Zimbabwe (41,535).

MAP OF POPULATIONS THAT UNHCR IS MANDATED TO PROTECT AND ASSIST

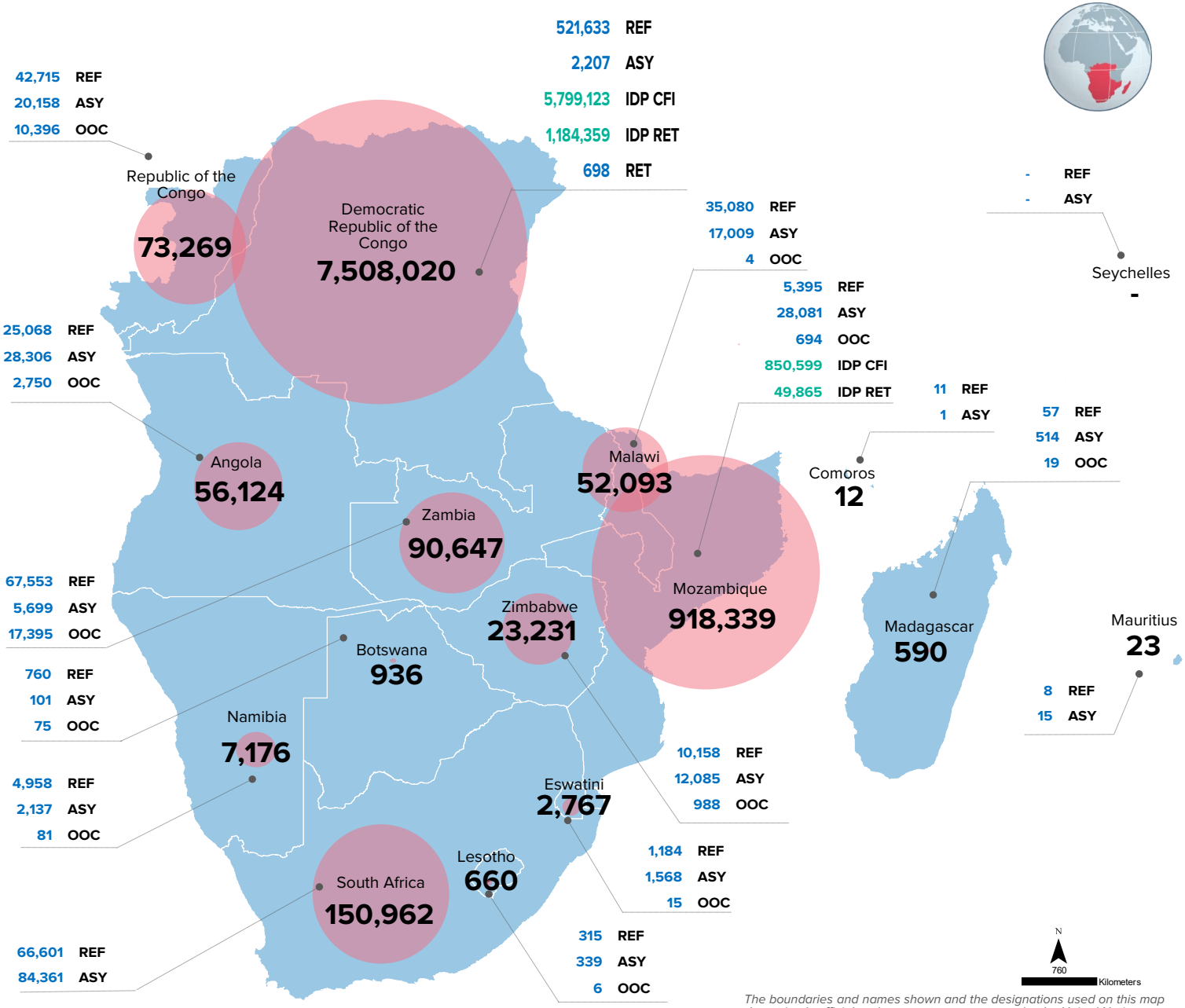

The boundaries and names shown and the designations used on this map do not imply official endorsement or acceptance by the United Nations

Author: UNHCR DIMA - RSA Contact: rsarbdima@unhcr.org

** REF = Refugee; ASY = Asylum-seeker; OOC = Other person of concern; RET = Returnee

Source: REF, ASY, OOC, RET (UNHCR PRIMES, Government); **IDP DRC** (OCHA); IDP Zimbabwe & Mozambique (IOM); **IDP ROC** (Government, Ministry of Social Affairs and Humanitarian Action (MASAH).

DRC = Democratic Republic of the Congo ROC = Repulic of the Congo IDP = Internal Displaced Person IDP CFI = Conflic-induced IDPs IDP RET = Returned IDPs

Date of creation: As of 31 August 2023

For more information visit: UNHCR Data Portal

REGIONAL BUREAU FOR SOUTHERN AFRICA

REFUGEES AND ASYLUM-SEEKERS INVOLVED IN 2023 CROSS BORDER MOVEMENTS IN SOUTHERN AFRICA

As of 31 August 2023

CUMULATIVE CROSS BORDER MOVEMENTS KEY FIGURES*

2,223 Total cross border movements since January (Current month = 381)

698 Intra region movements since January (Current month = 237)

648 Outward movements from the region since January (Current month = 77)

877 Inward movements into the region since January (Current month = 67)

AGES, GENDER AND LEGAL STATUS OF MOVERS **

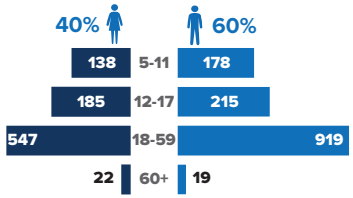

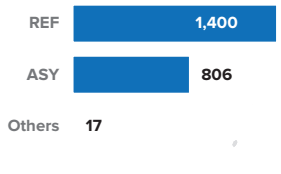

Top 5: Nationality

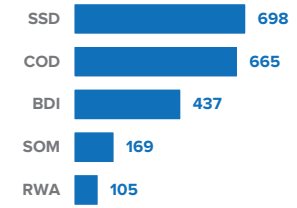

Top 5: 1st Country of Asylum

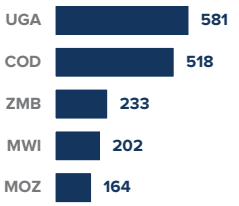

Top 5: 2nd Country of Asylum

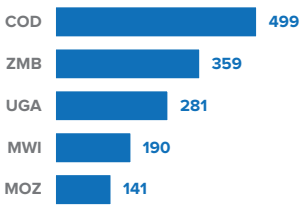

CUMULATIVE CROSS BORDER MOVEMENTS WHERE THE FLOW INVOLVED 20 REFUGEES AND ASYLUM-SEEKERS OR MORE ***

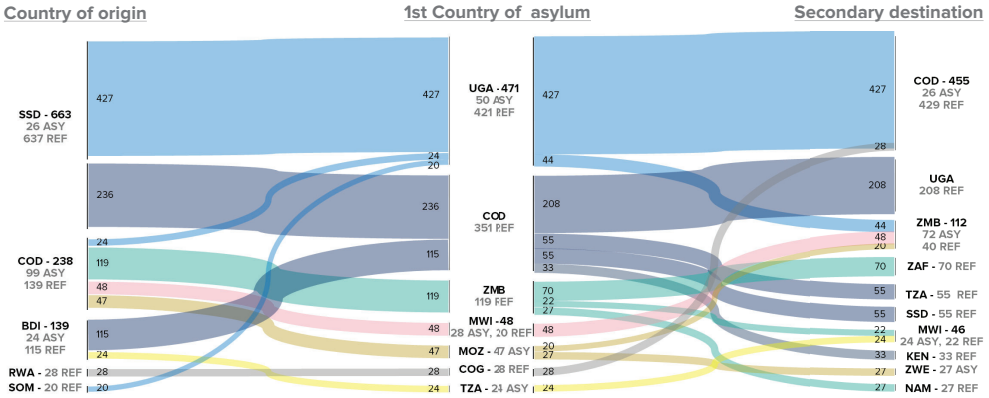

CUMULATIVE CROSS BORDER MOVEMENTS TREND PER YEAR AND PROPORTIONS SINCE 2019

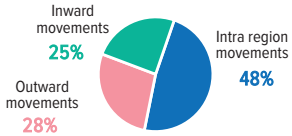

MAP OF CUMULATIVE CROSS BORDER MOVEMENTS WHERE THE FLOW INVOLVED 20 REFUGEES AND ASYLUM-SEEKERS OR MORE

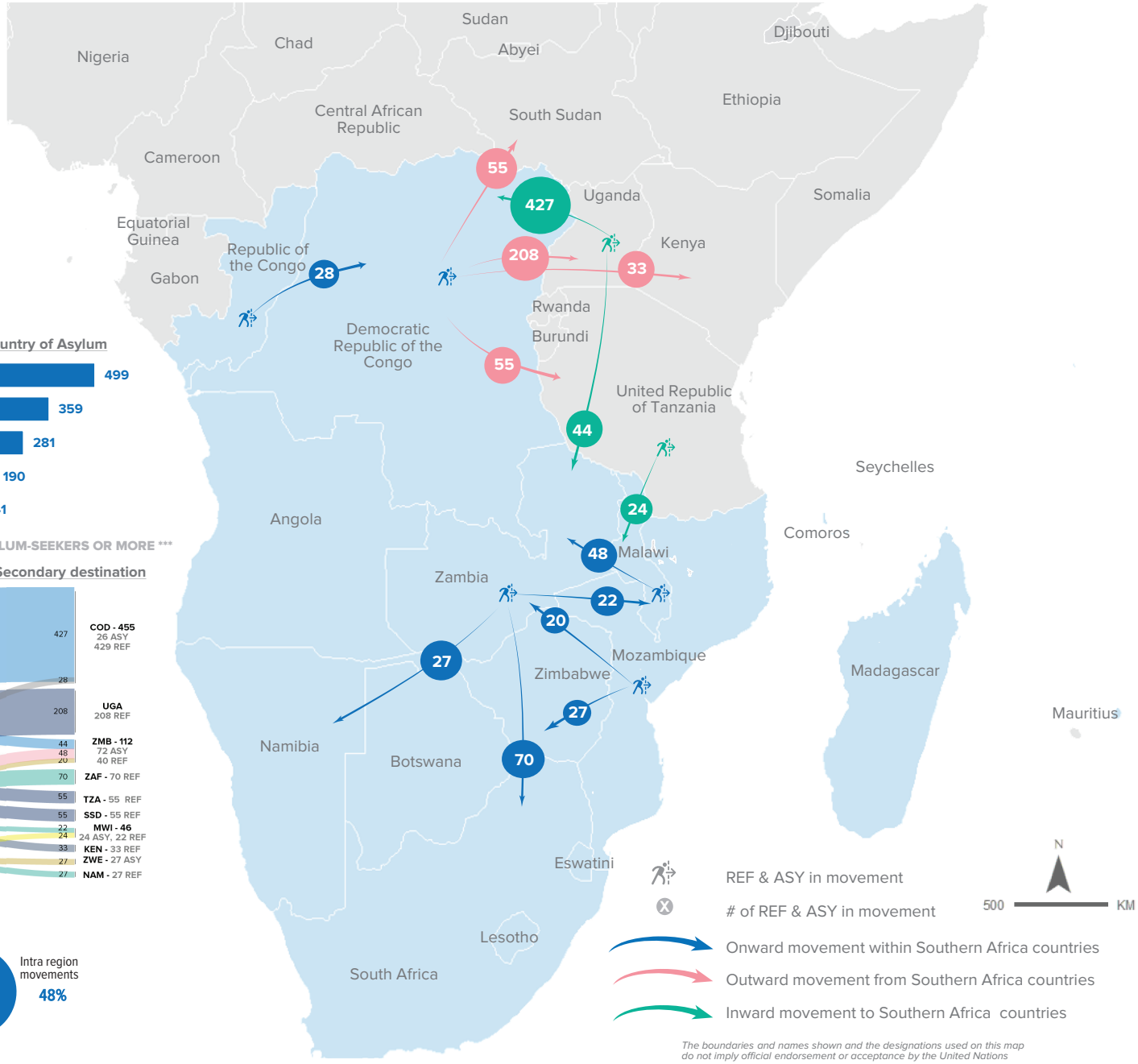

The boundaries and names shown and the designations used on this map do not imply official endorsement or acceptance by the United Nations

* Figures have been revised in June by removing individuals found in VolRep and Data Transfer Request.
** REF = Refugee, ASY = Asylum-Seeker, OOC = Other person of concern

*** The flows shown are restricted only to movements of a minimum group people , therefore the totals is different from the overal movements of the month due to the exclusion. In case of the same country of origin and first country of asylum, due to the change of nationality of some PoCs, country of origin are replaced with the previous nationality. All countries were named according to the ISO 3 Codes. BDI = Burundi, COD = Democratic Republic of the Congo , COG = Republic of the Congo, SSD- South Sudan, KEN = Kenya, UGA = Uganda, MWI = Malawi, MOZ = Mozambique, NAM = Namibia, TZA=Tanzania , ZMB = Zambia, ZWE =Zimbabwe

Data sources: UNHCR PRIMES.
For more information or to contribute, please contact UNHCR RBSA DIMA (rsarbdima@unhcr.org)

REGIONAL BUREAU FOR SOUTHERN AFRICA

2023 VOLUNTARY REPATRIATION IN SOUTHERN AFRICA REGION

As of 31 August 2023

KEY FIGURES

7,590
Total Individuals repatriated since January 2023

690
Individuals repatriated **within Southern Africa Region** since January 2023

6,900
Individuals repatriated **from Southern Africa Region** to other countries outside of the region since January 2023

VOLREP* WHERE THE FLOW INVOLVE 10 REFUGEES OR MORE

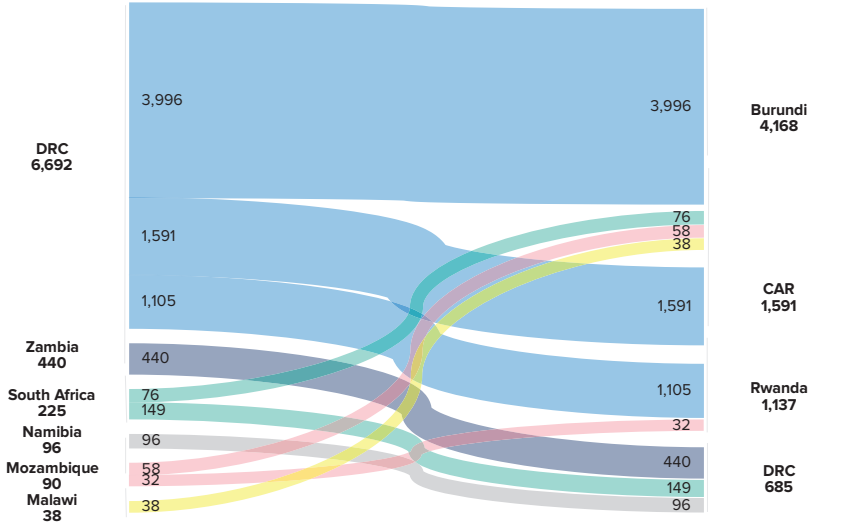

MAP OF VOLREP* WHERE THE FLOW INVOLVE 10 REFUGEES OR MORE

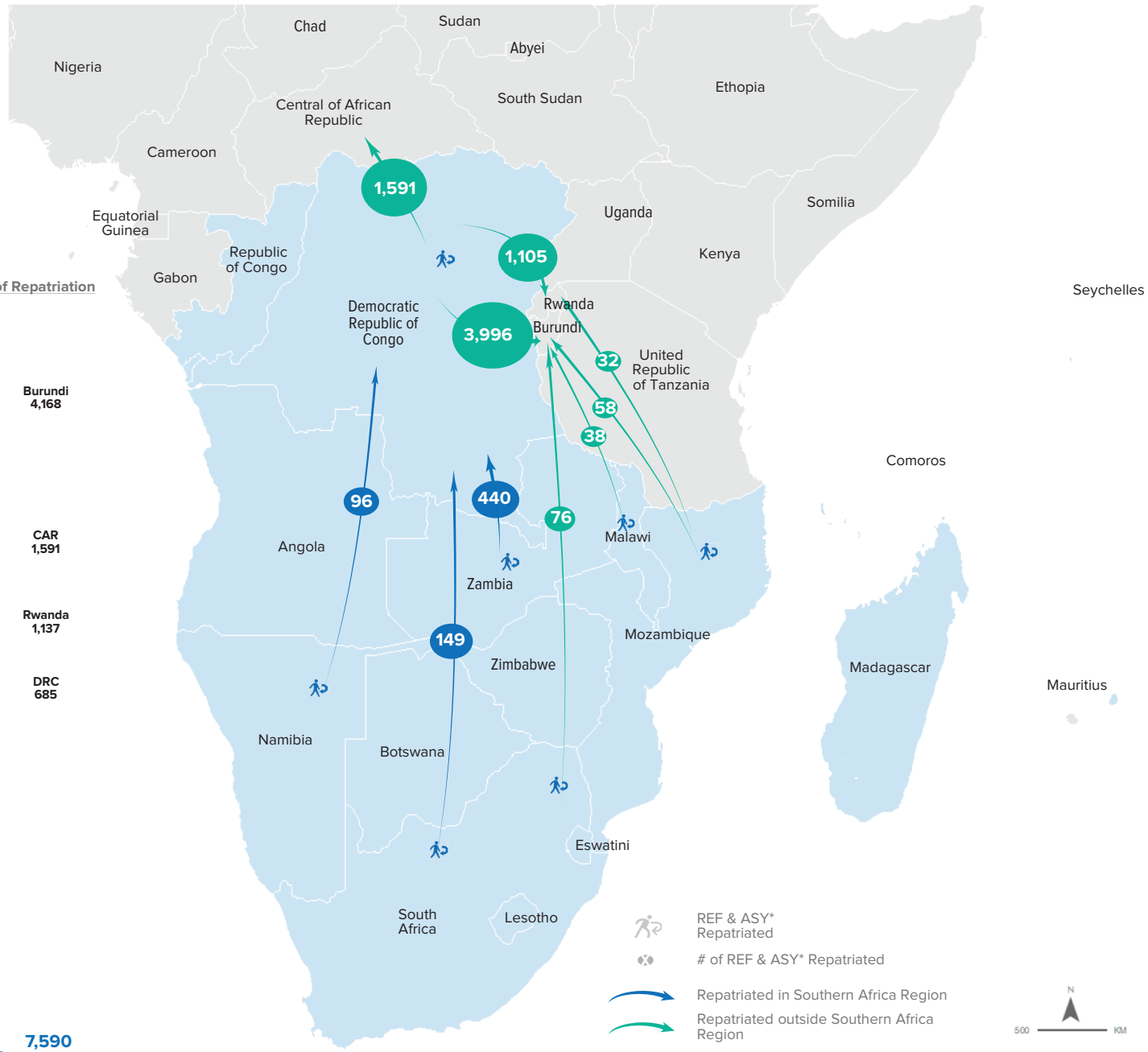

The boundaries and names shown and the designations used on this map do not imply official endorsement or acceptance by the United Nations

TRENDS

MONTHLY REPATRIATION SINCE JANUARY**

ANNUAL REPATRIATION SINCE 2019

*VolRep = Voluntary Repatriation, DRC = Democratic of Republic of the Congo, CAR = Central African Republic **Note: The figure of May 2023 was revised and readjusted in June 2023

Source : UNHCR PRIMES Author : DIMA/RBSA Data sources: UNHCR PRIMES. For more information or to contribute, please contact UNHCR RBSA DIMA (rsarbdima@unhcr.org

REGIONAL BUREAU FOR SOUTHERN AFRICA

REFUGEES AND ASYLUM-SEEKERS INVOLVED IN RESETTLEMENT IN SOUTHERN AFRICA

As of 31 August 2023

RESETTLEMENT KEY FIGURES

Submitted Cases

1,363 Cases

5,846 Case Members

Departure Cases*

529 Case

2,548 Case Members

Active Cases*

1,413 Case

5,948 Case Members

Quota

8,842 Allotcated Quota

66% % of Submission vs Quota

Balance (Quota/Submission) : *2,996*

Submitted Cases Member by Country of Submission

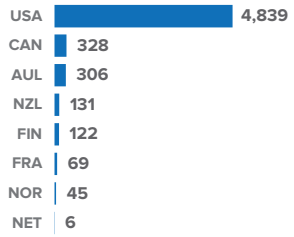

Departure Cases by Age and Gender

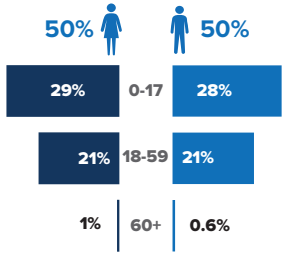

Submitted Cases Members by Top 10 Country of Asylum

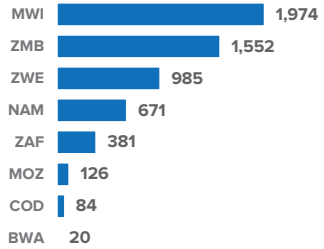

Departure Cases Members by Top 10 Country of Asylum

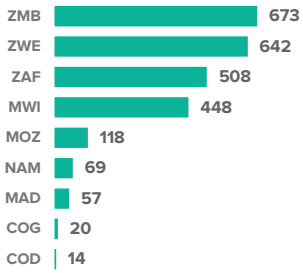

Submitted Cases Members by Top 10 Country of Origin

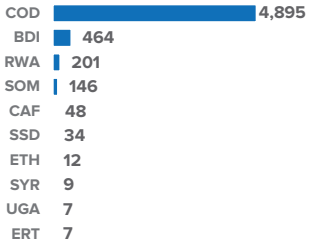

Departure Cases Members by Top 10 Country of Origin

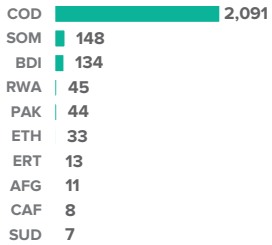

MOVEMENTS OF GROUPS OF 10 OR MORE RESETTLEMENT CASE MEMBERS

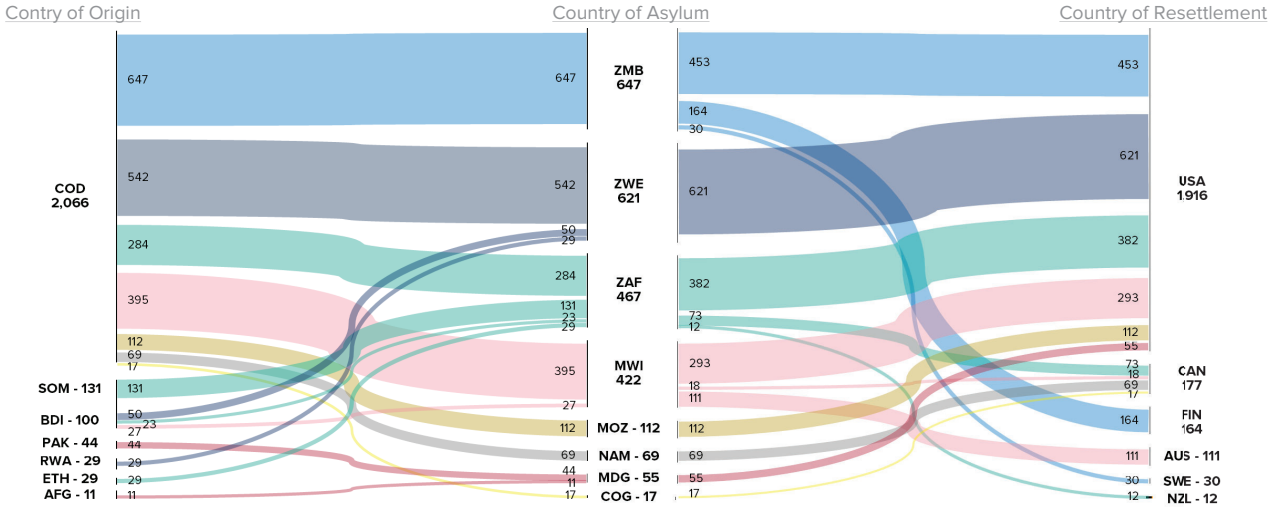

MAP OF THE DEPARTURES BY COUNTRY OF SUBMISSION

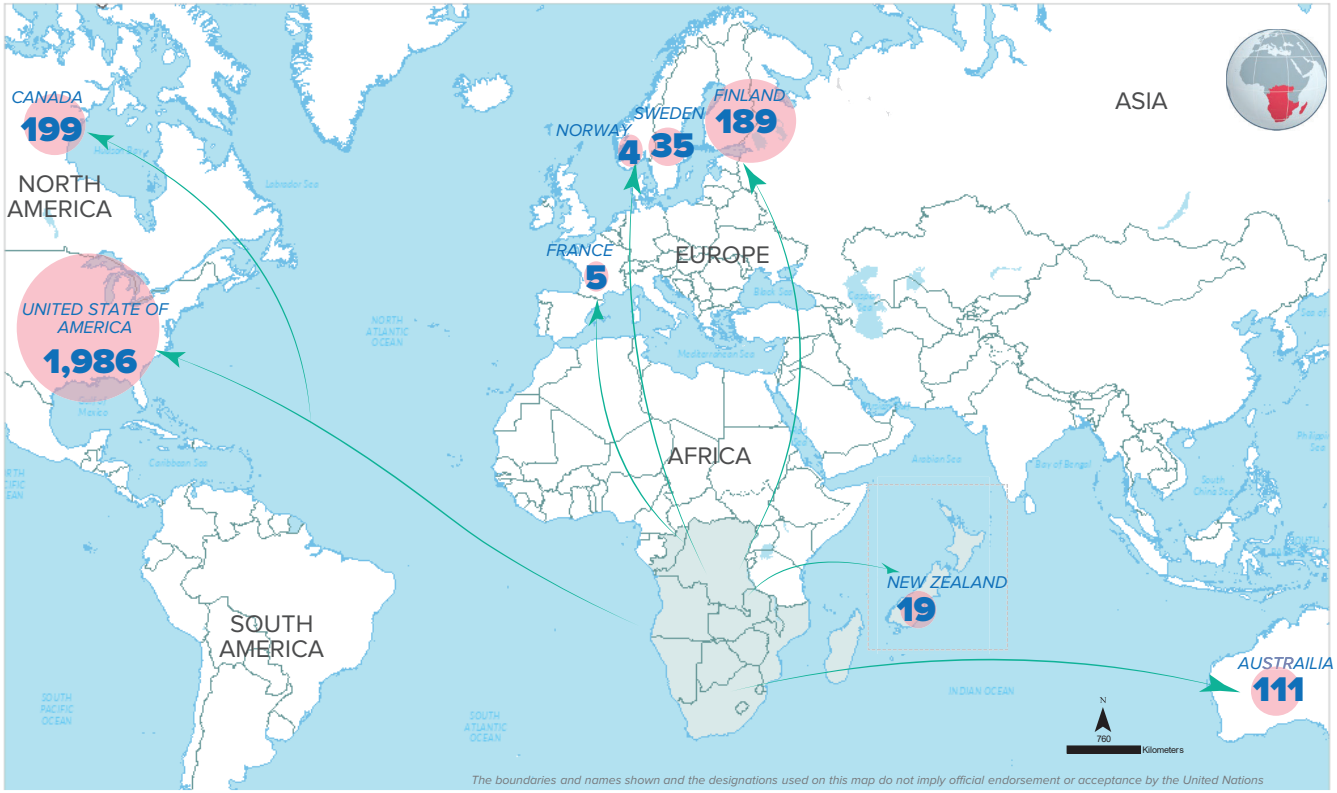

* Active Case and Case Member and Departure Case figures have been proportionned from PRIMES dataport as of 26 October / information not available on RSR site.

Data sources: UNHCR PRIMES, UNHCR Resettlement Statistics Report.
For more information or to contribute, please contact UNHCR RBSA DIMA (rsarbdima@unhcr.org)

REGIONAL BUREAU FOR SOUTHERN AFRICA

DEMOCRATIC REPUBLIC OF THE CONGO REFUGEES*

As of 31 August 2023

KEY FIGURES

1,049,391 Total Refugees and Asylum-seekers

899,951 Refugees

149,440 Asylum-seekers

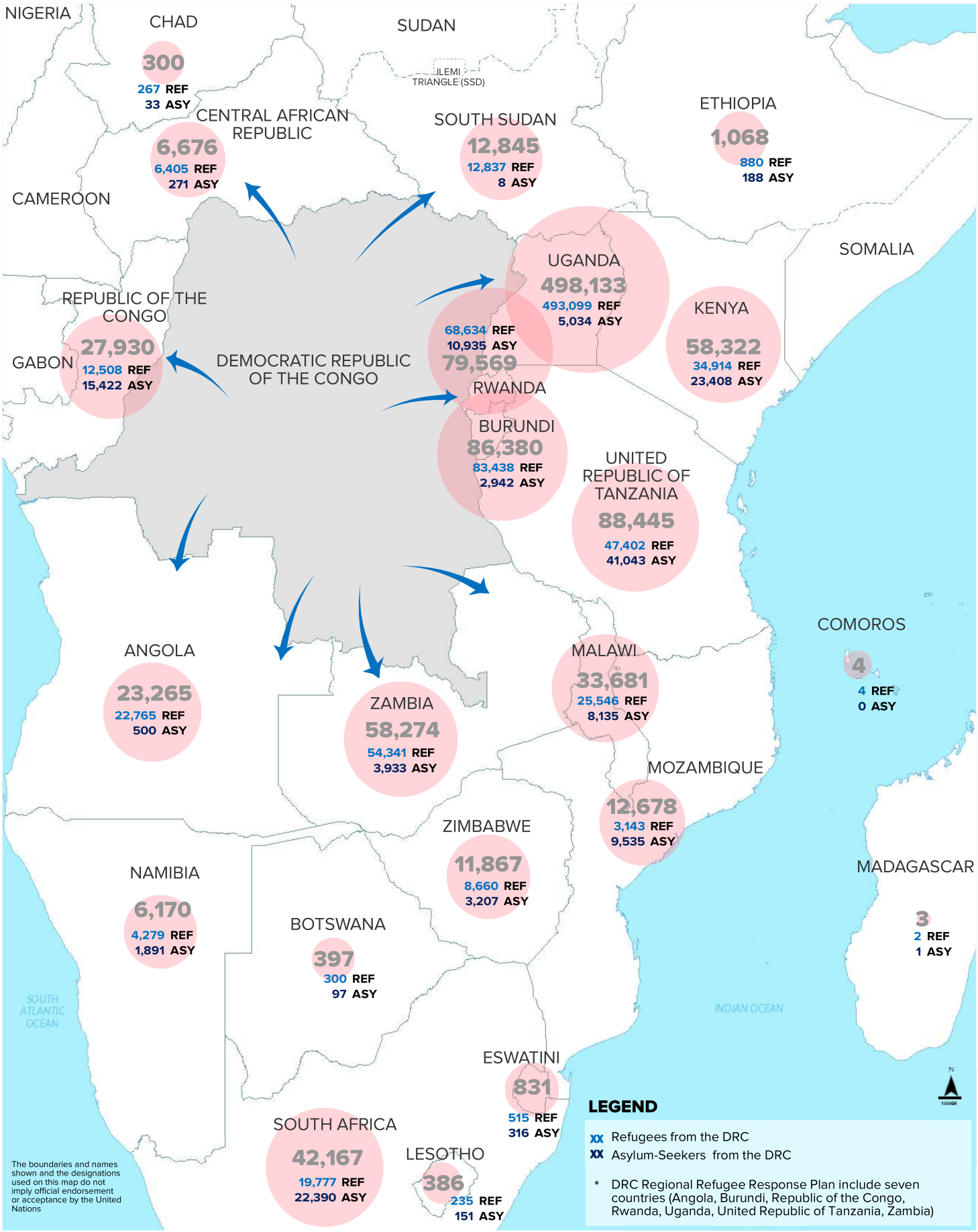

REF = Refugee ASY = Asylum seeker

Author: UNHCR DIMA - RSA Contact: rsarbdima@unhcr.org Source: UNHCR Primes, Government, UNHCR

UNHCR
The UN Refugee Agency

REGIONAL BUREAU FOR SOUTHERN AFRICA

REFERENCE MAP / UNHCR PRESENCE

As of 31 August 2023

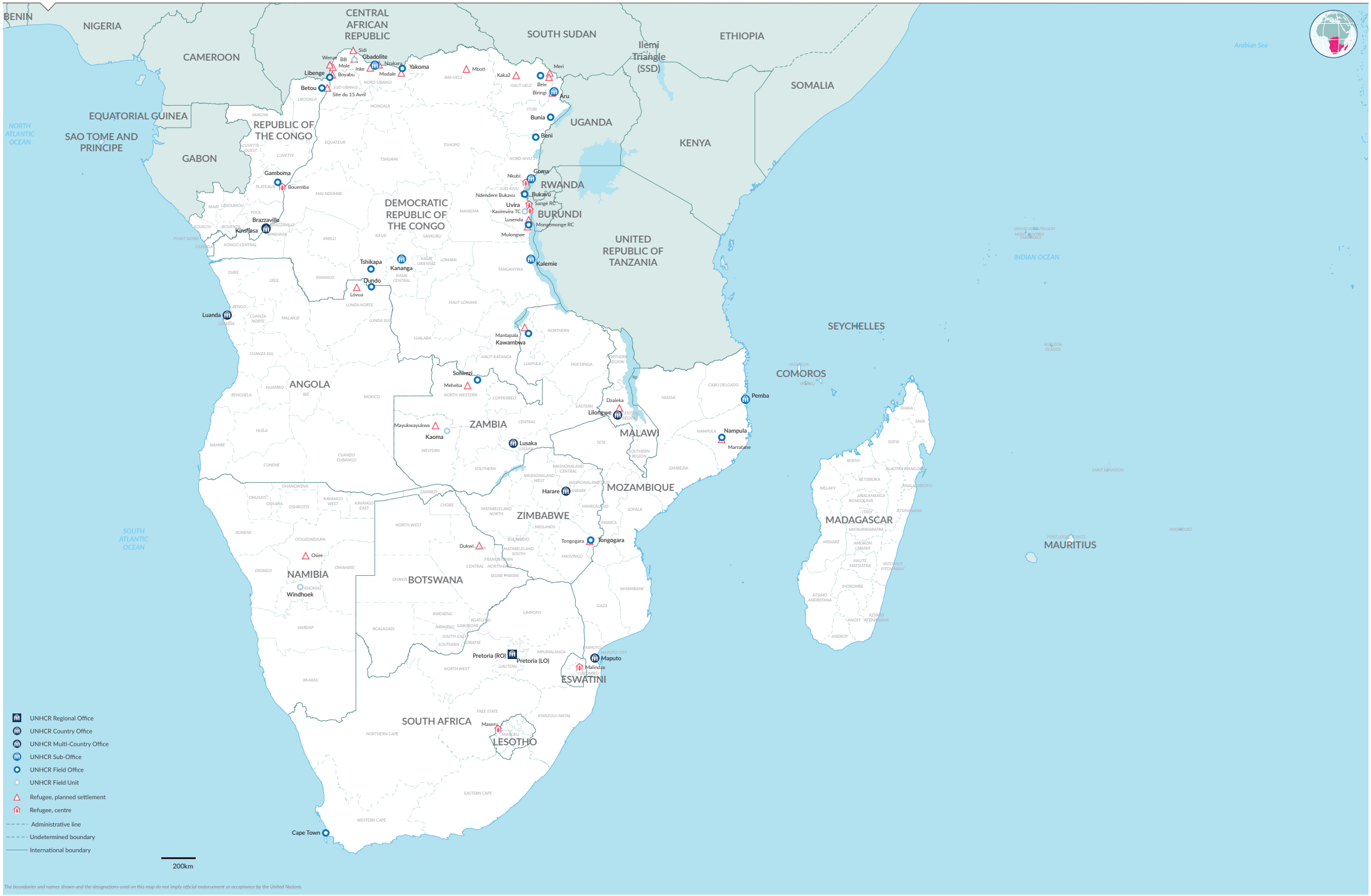

The boundaries and names shown and the designations used on this map do not imply official endorsement or acceptance by the United Nations.

Printing date: 02-11-2022 **Sources:** UNCS, UNHCR **Author:** UNHCR - RBSA DIMA Unit **Feedback:** rsarbdima@unhcr.org **Filename:** rbsa_reference_A2L_2022-11-02

UNHCR The UN Refugee Agency DIMA - RBSA Data, Identity Management and Analysis - Regional Bureau for Southern Africa

Forcibly displaced and returned persons in southern Africa, Data as of 31 August 2023*

Country of Asylum	Location**			Self-settled***	Population Group								Total
	Name	Longitude (X)	Latitude (Y)		Refugee	Asylum-Seeker	Other of Concern	IDP by Conflict	Returned IDP	Refugee Returnee	Statelessness	Host Community	
Democratic Republic of the Congo*	Other			No	377,971	1,834	-	5,799,123	1,184,359	698	-	-	7,363,985
	IDP Camp			No	-	-	-	-		-	-	-	-
	Lusenda	29.0944	-3.8879	No	25,716		-	-	-	-	-	-	25,716
	Meri	30.2019	3.8486	No	26,923	-	-	-	-	-	-	-	26,923
	Inke	20.7673	4.0905	No	18,233	7	-	-	-	-	-	-	18,240
	Mole	18.8033	4.1351	No	11,025		-	-	-	-	-	-	11,025
	Bili	19.9185	4.5413	No	10,207	23	-	-	-	-	-	-	10,230
	Mulongwe	29.0395	-4.2374	No	9,214	-	-	-	-	-	-	-	9,214
	Boyabu	18.7699	3.7291	No	8,782		-	-	-	-	-	-	8,782
	Nzakara	21.2204	4.2746	No	8,646	-	-	-	-	-	-	-	8,646
	Biringi	30.3385	2.8001	No	8,100	25	-	-	-	-	-	-	8,125
	Wenze	18.6355	4.2491	No	6,217	268	-	-	-	-	-	-	6,485
	Sidi	19.8615	5.0049	No	6,203	-	-	-	-	-	-	-	6,203
	Bele	30.1676	3.594	No	3,766	50	-	-	-	-	-	-	3,816
	Mboti	25.821	4.0243	No	630		-	-	-	-	-	-	630
	Subtotal				**521,633**	**2,207**	**-**	**5,799,123**	**1,184,359**	**698**	**-**	**-**	**7,508,020**
Mozambique	Other			No	2,541	22,445	223	834,304	49,865	-	-	-	909,378
	Maratane Camp	39.25	-15.255	No	2,854	5,636	471	-	-	-	-	-	8,961
	Subtotal				**5,395**	**28,081**	**694**	**834,304**	**49,865**	**-**	**-**	**-**	**918,339**
South Africa	Unknown			Yes	66,601	84,361	-	-	-	-	-	-	150,962
	Subtotal				**66,601**	**84,361**	**-**	**-**	**-**	**-**	**-**	**-**	**150,962**
Congo	Other			No	36,754	15,082	10,230	-	-	-	-	-	62,066
	Site du 15 Avril	18.5071	3.0597	No	5,961	862	160	-	-	-	-	-	6,983
	Site de Bouemba	16.1265	-2.1593	No	-	4,214	6	-	-	-	-	-	4,220
	Subtotal				**42,715**	**20,158**	**10,396**	**-**	**-**	**-**	**-**	**-**	**73,269**
Zambia	Meheba	25.8816	-12.4975	No	29,452	322	9,725	-	-	-	-	-	39,499
	Mayukwayukwa	24.1911	-14.549	No	16,958	41	6,907	-	-	-	-	-	23,906
	Other			No	13,985	4,551	763	-	-	-	-	-	19,299
	Mantapala	28.8876	-9.5082	No	7,158	785	-	-	-	-	-	-	7,943
	Subtotal				**67,553**	**5,699**	**17,395**	**-**	**-**	**-**	**-**	**-**	**90,647**
Angola	Unknown			Yes	17,088	28,064	2,397	-	-	-	-	-	47,549
	Lovua Settlement	20.0467	-7.4085	No	6,559	-	-	-	-	-	-	-	6,559
	Other			No	1,421	242	353	-	-	-	-	-	2,016
	Subtotal				**25,068**	**28,306**	**2,750**	**-**	**-**	**-**	**-**	**-**	**56,124**
Malawi	Other			No	1,235	1,489	-	-	-	-	-	-	2,724
	Dzaleka	33.8721	-13.6608	No	33,845	15,520	4	-	-	-	-	-	49,369
	Subtotal				**35,080**	**17,009**	**4**	**-**	**-**	**-**	**-**	**-**	**52,093**
Zimbabwe	Other			No	514	6,555	61	-	-	-	-	-	7,130
	Tongogara	32.3082	-20.3469	No	9,359	5,516	895	-	-	-	-	-	15,770
	Unknown			Yes	285	14	32	-	-	-	-	-	331
	Subtotal				**10,158**	**12,085**	**988**	**-**	**-**	**-**	**-**	**-**	**23,231**
Namibia	Osire	17.365	-21.07	No	4,302	1,735	43	-	-	-	-	-	6,080
	Other			No	656	402	38	-	-	-	-	-	1,096
	Subtotal				**4,958**	**2,137**	**81**	**-**	**-**	**-**	**-**	**-**	**7,176**
Eswatini	Other			No	1,184	1,568	15	-	-	-	-	-	2,767
	Subtotal				**1,184**	**1,568**	**15**	**-**	**-**	**-**	**-**	**-**	**2,767**
Botswana	Dukwe	26.4975	-20.5822	No	540	8	27	-	-	-	-	-	575
	Other			No	220	93	48	-	-	-	-	-	361
	Subtotal				**760**	**101**	**75**	**-**	**-**	**-**	**-**	**-**	**936**
Lesotho	Other			No	315	339	6	-	-	-	-	-	660
	Subtotal				**315**	**339**	**6**	**-**	**-**	**-**	**-**	**-**	**660**
Madagascar	Other			No	57	514	19	-	-	-	-	-	590
	Subtotal				**57**	**514**	**19**	**-**	**-**	**-**	**-**	**-**	**590**
Mauritius	Other			No	8	15	-	-	-	-	-	-	23
	Subtotal				**8**	**15**	**-**	**-**	**-**	**-**	**-**	**-**	**23**
Comoros	Other			No	11	1	-	-	-	-	-	-	12
	Subtotal				**11**	**1**	**-**	**-**	**-**	**-**	**-**	**-**	**12**
					781,496	**202,581**	**32,423**	**6,633,427**	**1,234,224**	**698**	**-**	**-**	**8,884,849**

Notes: The figures are subject to change; *IDPs by disaster are not included; **'Other' in the location refers to any known location other than camp or settlement sites, covering both urban and rural areas; the numbers in Nzakara, Wenze and Sidi in DRC are as of 31 May 2023; ***self-settled refers to the individuals without available information such as their names and locations, and their locations are categorised to be 'unknown'; those by location in Congo, Democratic Republic of the Congo and Zimbabwe could be different from the numbers operation report due to inconsistency in proGres.

Connectivity in remote areas where forcibly displaced persons are living in Southern Africa

According to UNFPA, at the end of 2022, the population in the Southern Africa region reached 324.7 million individuals across 16 countries. The population that UNHCR is mandated to protect, and assist represents only 3.04% of the region's total population. While this percentage is relatively low, it presents an opportunity for greater inclusion and support.

On the other hand, the region boasts a significant number of mobile phones, with 173.1 million recorded, representing 53.3% of the total population's digital penetration. However, only around 33% of refugees and asylum-seekers have access to mobile phones. This figure is significantly lower than the overall mobile phone usage among all citizens in the region. The limited access to mobile phones among forcibly displaced persons is primarily due to the challenges of low connectivity and lack of financial resources in remote areas where they reside.

In light of this situation, it is crucial to prioritize the digital empowerment of forcibly displaced persons in remote areas. This entails advocating with governments and development actors to enhance connectivity, promote self-reliance, and ensure digital inclusion for these individuals. By addressing these challenges, we can enable greater access to information, services, and opportunities for the forcibly displaced, fostering their self-sufficiency and integration into society.

Population Data Analysis

Regional Bureau for Southern Africa

August 2023

Contact

UNHCR RBSA DIMA, rsarb@unhcr.org;

LINKS: UNHCR RBSA data portal – Facebook – Twitter – Instagram

UNHCR
The UN Refugee Agency