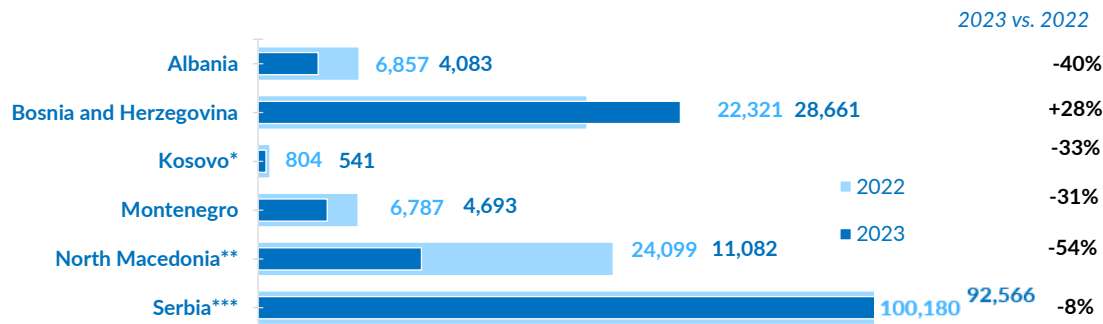


## Key figures at Regional level

New arrivals<sup>1</sup>: January-October 2023 vs. January-October 2022




Estimation of Persons of concern in Mixed Movement in the region as of 31 October: **28,193**

Between January and October 2023, some **28,200** refugees and migrants were estimated to have transited through the Western Balkans as part of mixed movements, **11** less than in the same period last year. Given the nature of movement of these persons, including as a result of pushbacks and/or reverse flow, UNHCR uses data on arrivals to estimate how many persons are a part of mixed movements (MMs) in a given time period.

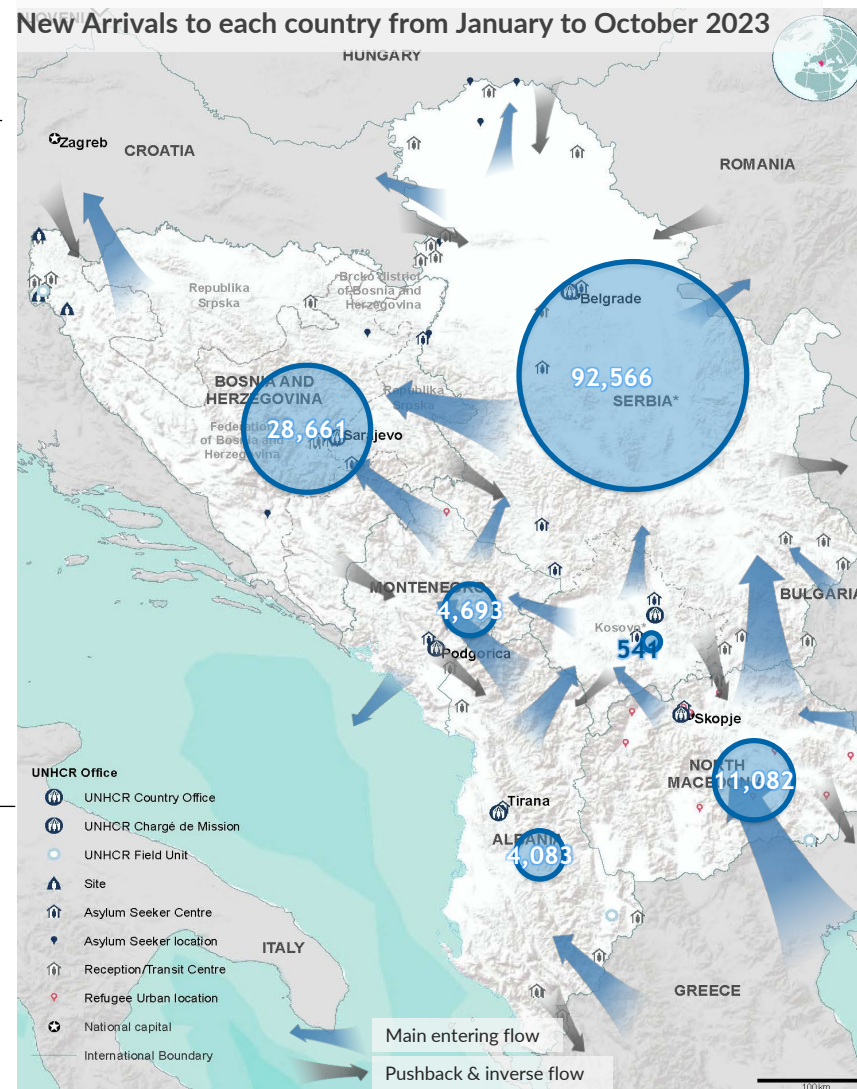
## Asylum statistics in the Western Balkans in 2023

Intentions to seek asylum: 33,027    New asylum applications: 1,004    Application vs. Intention\*\*\*\* 3%



To explore asylum data, please visit [Western Balkans Asylum Dashboard](#)

## New Arrivals to each country from January to October 2023



Includes Serbia and Kosovo (S/RES/1244 [1999]). The boundaries and names shown, and the designations used on this map do not imply official endorsement or acceptance by the United Nations.

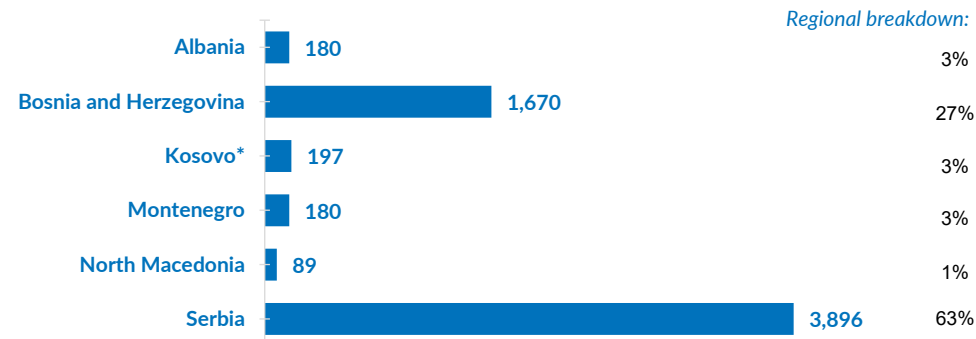
Note: Data presented in this dashboard is collected by UNHCR in the Western Balkans, including data collected by UNHCR Public Information focal points, data collected through Border Protection Monitoring (BPM), as well as monthly arrival and asylum statistics provided by authorities in each country. This data should not be considered final and may change as per the latest updates made available by the authorities. Persons in Mixed Movements (MMs) are considered 'new arrivals' as a part of irregular flow. Data on irregular arrivals and transit of persons through the countries in the Western Balkans may contain double counting of the same persons. It is, therefore, advised not to use the sum of these figures.

<sup>1</sup> 'New arrivals' in the Western Balkans does not include Ukrainians as of 24 February 2022. For more information on Ukraine Refugee Situation, please visit the [Operational data portal](#)  
 \* Includes Serbia and Kosovo (S/RES/1244 [1999]).  
 \*\* for North Macedonia, data on arrivals are not official government data, they are UNHCR estimation based on different sources and do not imply official endorsement by UNHCR.  
 \*\*\* Data on arrivals in Serbia is provided by Serbian Commissariat for Refugees and Migrations and Asylum Authorities  
 \*\*\*\* 4 countries are having an asylum policy with a procedure including Intention before the application to asylum (Albania, Bosnia and Herzegovina, Montenegro, and Serbia).

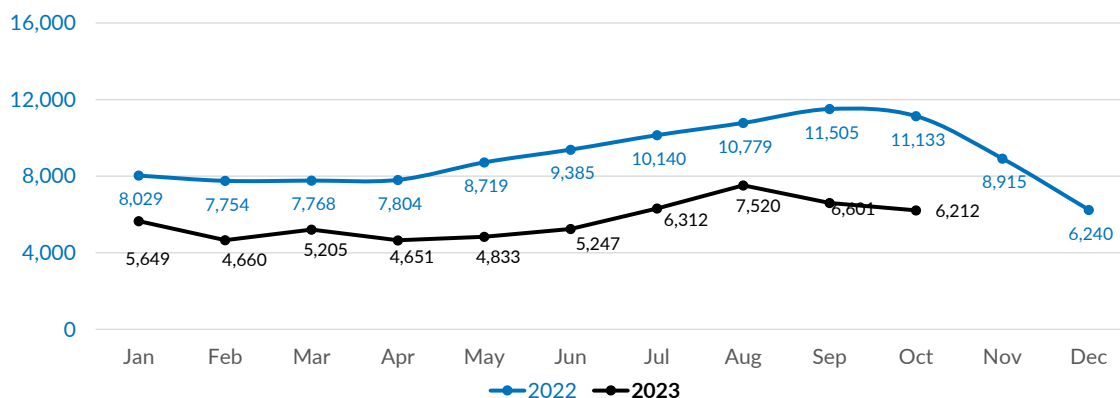
Forcibly Displaced and Stateless People presents at the end of October in each country: **6,212**

Some **6,200** persons were present in the Western Balkans as of end October 2023, including **148** unaccompanied and separated children (UASC). Of these, 63% were present in Serbia, followed by Bosnia and Herzegovina (27%), Albania, Kosovo & Montenegro (three per cent each) and North Macedonia (one per cent). This also includes estimated number of persons present outside government-run centres.

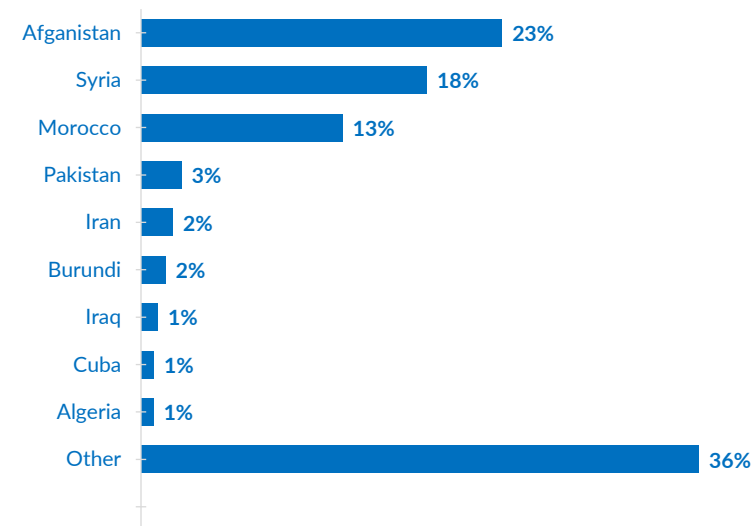
Forcibly Displaced and Stateless People presents in the Western Balkans countries are accommodated in government-run centres; IOM-run centres, asylum-seekers and persons granted international protection in asylum centres and persons on the move in transit centres.



Forcibly Displaced and Stateless People presents at the end of reporting period by month:



Most common nationalities of Forcibly Displaced and Stateless People presents at the end of October in the Western Balkans region:



Number of unaccompanied or separated children present at end of the reporting period: **148**



\* Security Council Resolution 1244 (1999)