Registered Refugees and Asylum-Seekers in Jordan - All

Updated date: 16/11/2023

Active Registered Refugees and Asylum-Seekers **727,838**

	591,363	81.2%
	136475	18.8%
	36,084	5.0%
	352,292	48.4%
	339,462	46.6%

Age and Gender

Gender	0-4	5-11	12-17	18-35	36-59	60+
Male	45,340	72,081	56,480	106,914	70,299	15,803
Female	43,732	68,325	53,504	102,083	72,996	20,281
Total	**89,072**	**140,406**	**109,984**	**208,997**	**143,295**	**36,084**
	12.2%	19.3%	15.1%	28.7%	19.7%	5.0%

Biometric Statistics

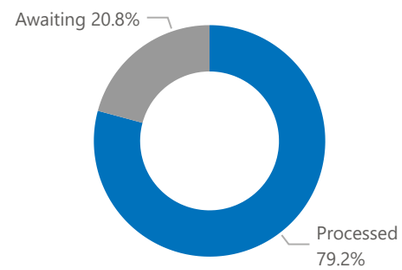

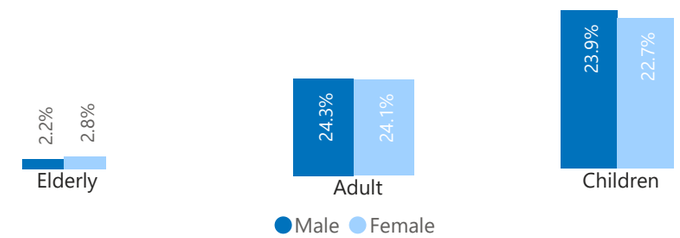

Origin Country

SYR	651,436	89.5%
IRQ	57,040	7.8%
YEM	12,780	1.8%
SUD	4,997	0.7%
other	1,099	0.2%
SOM	486	0.1%

Specific Needs

Serious medical condition	95,812	13.2%
Disability	51,558	7.1%
Specific legal and physical protection needs	30,607	4.2%
Child at risk	27,189	3.7%
Single parent	15,923	2.2%
Woman at risk	12,103	1.7%
Older person at risk	7,600	1.0%
Unaccompanied or separated child	1,805	0.2%

** An individual can have more than one specific need*

Individuals with Specific Needs	169,622	23.3%

Year of Arrival

Pre 2011	21,512	3.9%
2011	20,959	3.8%
2012	131,454	23.8%
2013	225,182	40.8%
2014	69,714	12.6%
2015	23,781	4.3%
2016	32,844	5.9%
2017	10,244	1.9%
2018	9,592	1.7%
2019	2,945	0.5%
2020	2,571	0.5%
2021	1,075	0.2%
2022	470	0.1%
2023	34	0.0%

** The new arrivals excludes newborn babies who are represented under the registration trend.*

Registration Trend

Pre - 2011	142,895	10.2%
2011	10,988	0.8%
2012	135,055	9.6%
2013	675,176	48.0%
2014	145,709	10.4%
2015	55,247	3.9%
2016	67,718	4.8%
2017	41,332	2.9%
2018	38,811	2.8%
2019	23,922	1.7%
2020	13,832	1.0%
2021	24,380	1.7%
2022	18,146	1.3%
2023	14,109	1.0%

Registration Trend Quarterly

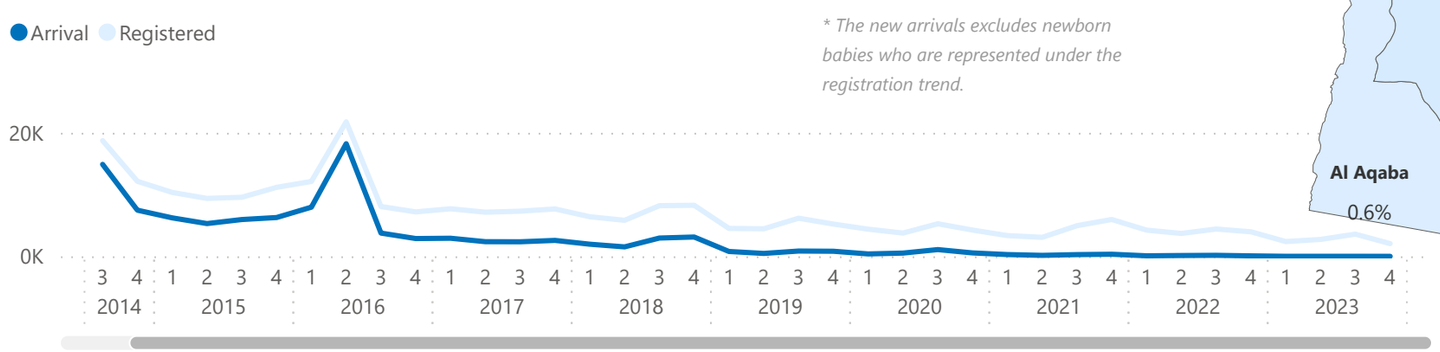

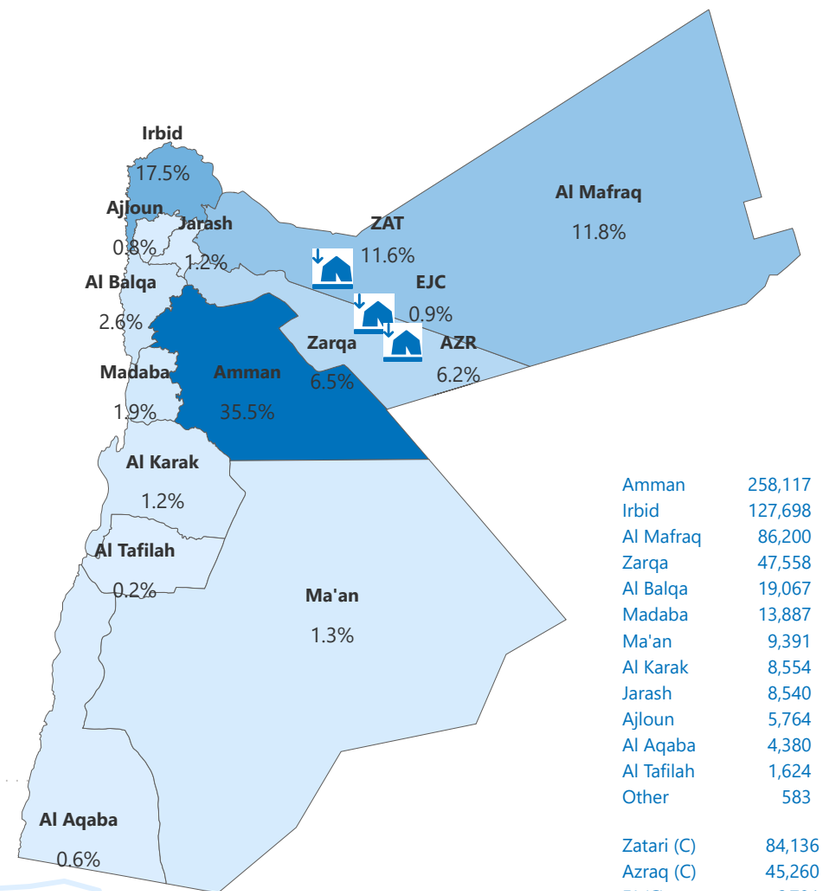

Amman	258,117
Irbid	127,698
Al Mafraq	86,200
Zarqa	47,558
Al Balqa	19,067
Madaba	13,887
Ma'an	9,391
Al Karak	8,554
Jarash	8,540
Ajloun	5,764
Al Aqaba	4,380
Al Tafilah	1,624
Other	583
Zatari (C)	84,136
Azraq (C)	45,260
EJ (C)	6,781
Garden Camp	298

Analyzed by Data Analysis Group | Jordan
Feedback: Asghar@unhcr.org

Registered Refugees and Asylum-Seekers in Jordan - SYR

Updated date: 16/11/2023

Active Registered Refugees and Asylum-Seekers **651,436**

514,966	79.1%	
136,470	20.9%	
27,183	4.2%	
305,029	46.8%	
319,224	49.0%	

Age and Gender

Gender	0-4	5-11	12-17	18-35	36-59	60+
Male	43,663	67,846	51,894	92,225	57,241	11,410
Female	42,147	64,373	49,301	91,987	63,576	15,773
Total	**85,810**	**132,219**	**101,195**	**184,212**	**120,817**	**27,183**
	13.2%	20.3%	15.5%	28.3%	18.5%	4.2%

Biometric Statistics

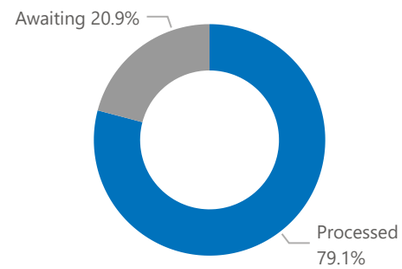

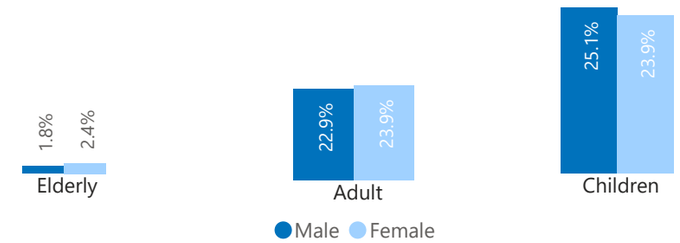

Origin Country

SYR	651,436	100.0%

Specific Needs

Serious medical condition	81,875	12.6%
Disability	46,551	7.1%
Specific legal and physical protection needs	27,626	4.2%
Child at risk	25,753	4.0%
Single parent	14,591	2.2%
Woman at risk	9,747	1.5%
Older person at risk	6,544	1.0%
Unaccompanied or separated child	1,723	0.3%

** An individual can have more than one specific need*

Individuals with Specific Needs	150,217	23.1%

Year of Arrival

Pre 2011	9,771	2.0%
2011	19,161	4.0%
2012	128,799	26.7%
2013	219,407	45.4%
2014	55,817	11.6%
2015	13,461	2.8%
2016	23,721	4.9%
2017	3,172	0.7%
2018	2,831	0.6%
2019	2,702	0.6%
2020	2,434	0.5%
2021	1,011	0.2%
2022	446	0.1%
2023	26	0.0%

** The new arrivals excludes newborn babies who are represented under the registration trend.*

Registration Trend

Pre - 2011	1,424	0.1%
2011	2,361	0.2%
2012	130,242	11.2%
2013	667,186	57.4%
2014	121,290	10.4%
2015	41,013	3.5%
2016	53,602	4.6%
2017	28,666	2.5%
2018	27,527	2.4%
2019	22,280	1.9%
2020	13,272	1.1%
2021	23,132	2.0%
2022	17,286	1.5%
2023	13,445	1.2%

Registration Trend Quarterly

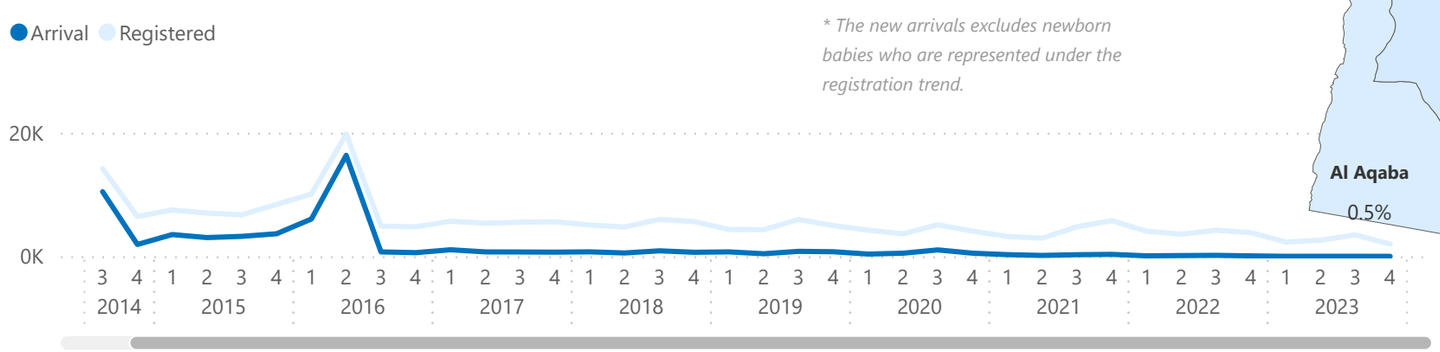

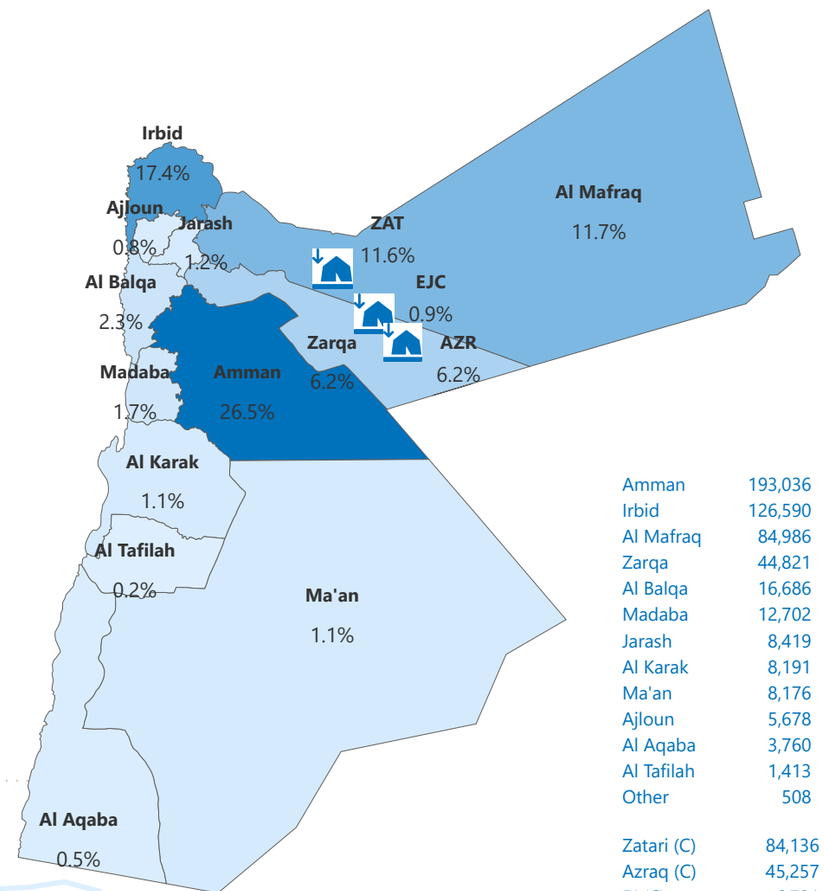

Amman	193,036
Irbid	126,590
Al Mafraq	84,986
Zarqa	44,821
Al Balqa	16,686
Madaba	12,702
Jarash	8,419
Al Karak	8,191
Ma'an	8,176
Ajloun	5,678
Al Aqaba	3,760
Al Tafilah	1,413
Other	508
Zatari (C)	84,136
Azraq (C)	45,257
EJ (C)	6,781
Garden Camp	296

Analyzed by Data Analysis Group | Jordan
Feedback: Asghar@unhcr.org

Registered Refugees and Asylum-Seekers in Jordan - IRQ

Updated date: 16/11/2023

Active Registered Refugees and Asylum-Seekers **57,040**

	57,038	100.0%
	2	0.0%
	7,852	13.8%
	34,323	60.2%
	14,865	26.1%

Age and Gender

Gender	0-4	5-11	12-17	18-35	36-59	60+
Male	528	3,291	3,947	9,346	8,656	3,612
Female	486	3,036	3,577	8,206	8,115	4,240
Total	**1,014**	**6,327**	**7,524**	**17,552**	**16,771**	**7,852**
	1.8%	11.1%	13.2%	30.8%	29.4%	13.8%

Biometric Statistics

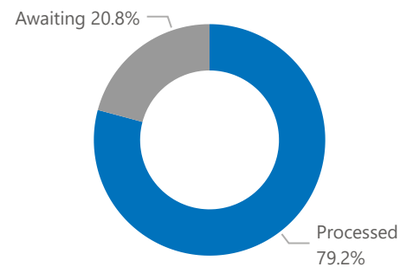

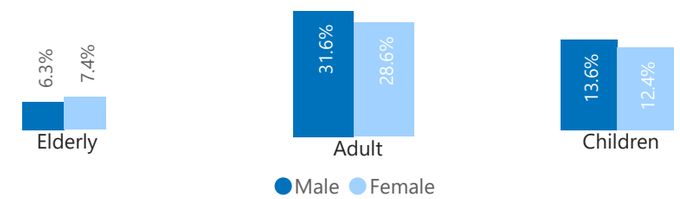

Origin Country

IRQ	57,040	100.0%

Specific Needs

Serious medical condition	10,250	18.0%
Disability	3,459	6.1%
Woman at risk	1,847	3.2%
Specific legal and physical protection needs	1,727	3.0%
Child at risk	1,248	2.2%
Single parent	1,054	1.8%
Older person at risk	931	1.6%
Unaccompanied or separated child	59	0.1%

** An individual can have more than one specific need*

Individuals with Specific Needs	14,103	24.7%

Year of Arrival

Pre 2011	10,421	19.6%
2011	1,374	2.6%
2012	1,855	3.5%
2013	3,913	7.4%
2014	12,447	23.4%
2015	7,339	13.8%
2016	7,910	14.9%
2017	5,338	10.0%
2018	2,420	4.5%
2019	95	0.2%
2020	65	0.1%
2021	15	0.0%
2022	6	0.0%
2023	5	0.0%

** The new arrivals excludes newborn babies who are represented under the registration trend.*

Registration Trend

Pre - 2011	133,236	65.3%
2011	7,770	3.8%
2012	4,088	2.0%
2013	5,396	2.6%
2014	21,534	10.6%
2015	9,869	4.8%
2016	10,560	5.2%
2017	7,070	3.5%
2018	3,220	1.6%
2019	431	0.2%
2020	127	0.1%
2021	425	0.2%
2022	213	0.1%
2023	135	0.1%

Registration Trend Quarterly

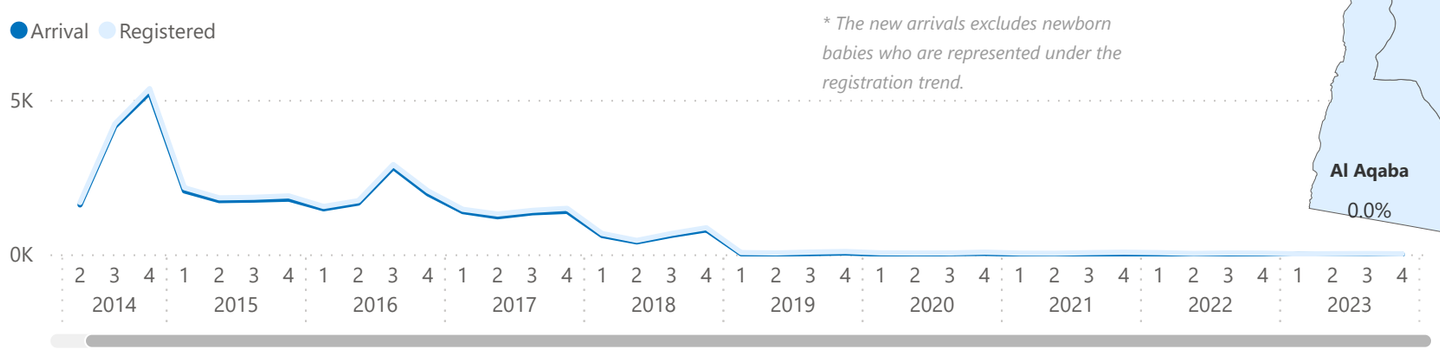

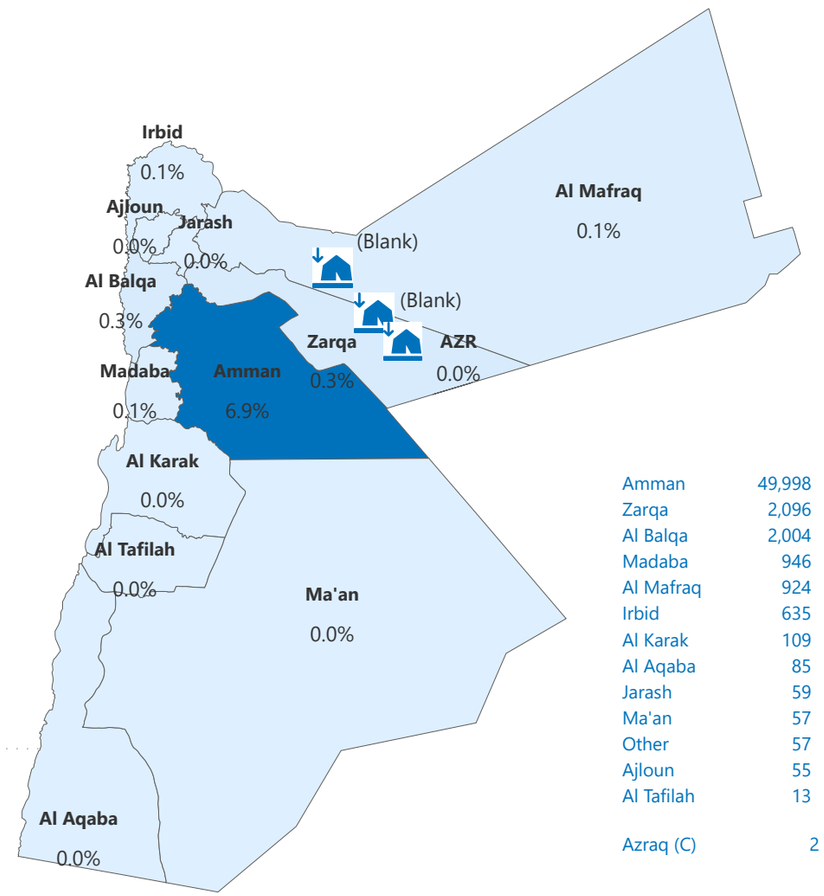

Amman	49,998
Zarqa	2,096
Al Balqa	2,004
Madaba	946
Al Mafraq	924
Irbid	635
Al Karak	109
Al Aqaba	85
Jarash	59
Ma'an	57
Other	57
Ajloun	55
Al Tafilah	13
Azraq (C)	2

Analyzed by Data Analysis Group | Jordan
Feedback: Asghar@unhcr.org

Registered Refugees and Asylum-Seekers in Jordan - Other

Updated date: 16/11/2023

Active Registered Refugees and Asylum-Seekers **19,362**

	19,359	100.0%
	3	0.0%

	1,049	5.4%
	12,940	66.8%
	5,373	27.8%

Age and Gender

Gender	0-4	5-11	12-17	18-35	36-59	60+
Female	1,099	916	626	1,890	1,305	268
Male	1,149	944	639	5,343	4,402	781
Total	**2,248**	**1,860**	**1,265**	**7,233**	**5,707**	**1,049**
	11.6%	9.6%	6.5%	37.4%	29.5%	5.4%

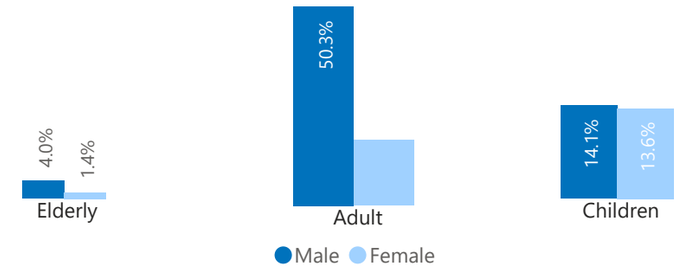

Biometric Statistics

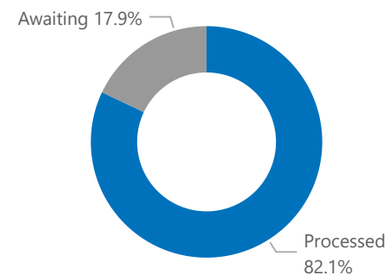

Origin Country

YEM	12,780	66.0%
SUD	4,997	25.8%
other	1,099	5.7%
SOM	486	2.5%

Specific Needs

Serious medical condition	3,687	19.0%
Disability	1,548	8.0%
Specific legal and physical protection needs	1,254	6.5%
Woman at risk	509	2.6%
Single parent	278	1.4%
Child at risk	188	1.0%
Older person at risk	125	0.6%
Unaccompanied or separated child	23	0.1%

** An individual can have more than one specific need*

Individuals with Specific Needs	5,302	27.4%

Year of Arrival

Pre 2011	1,320	8.0%
2011	424	2.6%
2012	800	4.9%
2013	1,862	11.3%
2014	1,450	8.8%
2015	2,981	18.2%
2016	1,213	7.4%
2017	1,734	10.6%
2018	4,341	26.4%
2019	148	0.9%
2020	72	0.4%
2021	49	0.3%
2022	18	0.1%
2023	3	0.0%

** The new arrivals excludes newborn babies who are represented under the registration trend.*

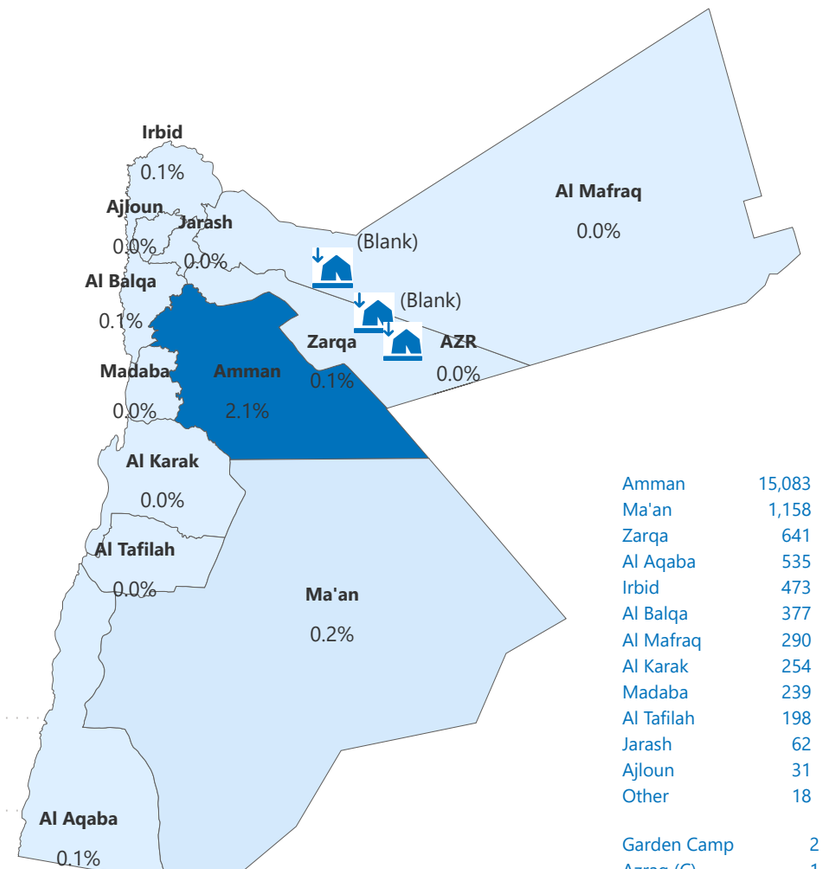

Amman	15,083
Ma'an	1,158
Zarqa	641
Al Aqaba	535
Irbid	473
Al Balqa	377
Al Mafraq	290
Al Karak	254
Madaba	239
Al Tafilah	198
Jarash	62
Ajloun	31
Other	18
Garden Camp	2
Azraq (C)	1

Registration Trend

Pre - 2011	8,235	20.3%
2011	857	2.1%
2012	725	1.8%
2013	2,594	6.4%
2014	2,885	7.1%
2015	4,365	10.8%
2016	3,556	8.8%
2017	5,596	13.8%
2018	8,064	19.9%
2019	1,211	3.0%
2020	433	1.1%
2021	823	2.0%
2022	647	1.6%
2023	529	1.3%

Registration Trend Quarterly

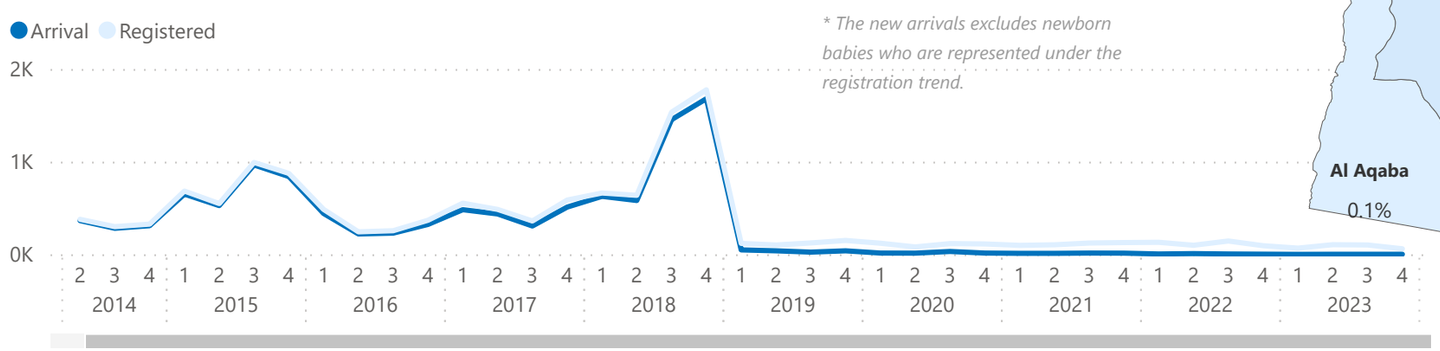

Analyzed by Data Analysis Group | Jordan
Feedback: Asghar@unhcr.org