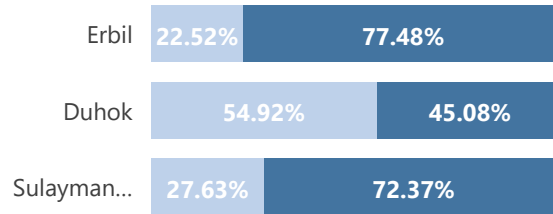
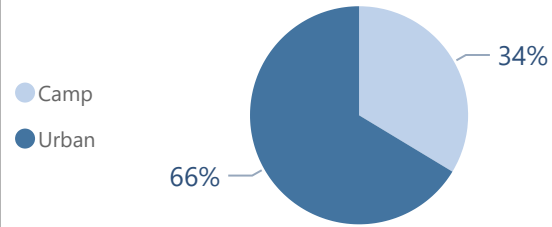
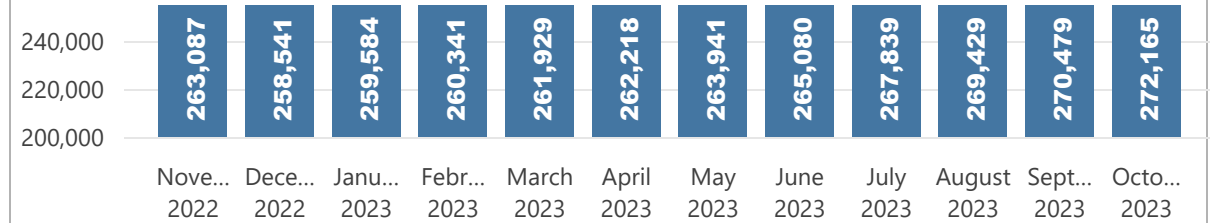


**Camp and Urban Population**



**Population Trend**



Governorate	Individuals	Household	% of Total
<b>Erbil</b>	<b>134,939</b>	<b>40,330</b>	<b>49.58%</b>
Erbil Urban	104,551	33,523	38.41%
Darashakran Camp	11,719	2,554	4.31%
Qushtapa Camp	8,643	1,970	3.18%
Kawergosk Camp	8,143	1,871	2.99%
Basirma Camp	1,883	412	0.69%
<b>Duhok</b>	<b>83,060</b>	<b>20,702</b>	<b>30.52%</b>
Duhok Urban	31,416	9,356	11.54%
Domiz Camp	28,289	6,157	10.39%
Gawilan Camp	10,829	2,388	3.98%
Domiz Camp 2	9,982	2,138	3.67%
Bardarash Camp	1,587	440	0.58%
Akre Settlement	957	223	0.35%
<b>Sulaymaniyah</b>	<b>34,531</b>	<b>10,728</b>	<b>12.69%</b>
Sulaymaniyah Urban	24,990	8,462	9.18%
Arbat Camp	9,541	2,266	3.51%
<b>Other</b>	<b>19,635</b>	<b>13,109</b>	<b>7.21%</b>
Other Urban Locations	19,635	13,109	7.21%
<b>Total</b>	<b>272,165</b>	<b>84,869</b>	<b>100.00%</b>

**Syrian Refugees Registered in Iraq**

