I. Refugees and Asylum Seekers in urban areas

Key Figures

8 249 Refugees and Asylum Seekers

5096 Refugees and Asylum Seekers biométrically registered

7 391 Registered Refugees

858 Asylum Seekers

Age and Gender of Refugee Population

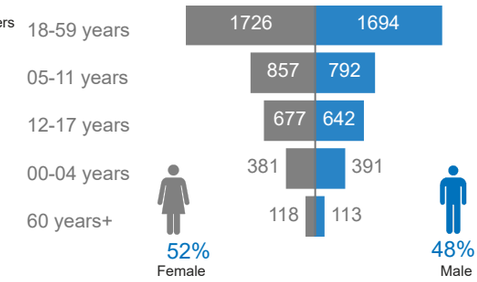

Age and Gender of Asylum Seekers

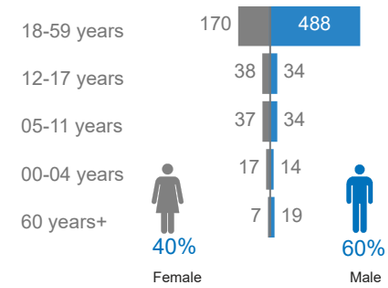

Urbans Asylum Seekers by location

Location	F	M	Total
Bukavu	5	10	15
Goma	49	52	101
Kinshasa	57	77	134
Lubumbashi	158	450	608
Total	**269**	**589**	**858**

Number of Cires	Total
Bukavu	675
Goma	1567
Kinshasa	650
Lubumbashi	1219
Total	**4111**

Urbans Refugees by location

Location	F	M	Total
Bukavu	847	702	1549
Goma	1412	1287	2699
Kinshasa	457	480	937
Lubumbashi	1043	1163	2206
Total	**3759**	**3632**	**7391**

Urbans Asylum seekers by country of origin

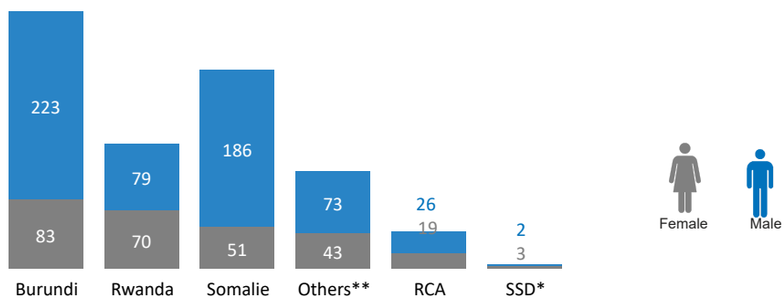

**Syrie(30), Angola(27), République du Congo,(19), Cameroun(11), etc.

Comments about the figures of rwandese refugees

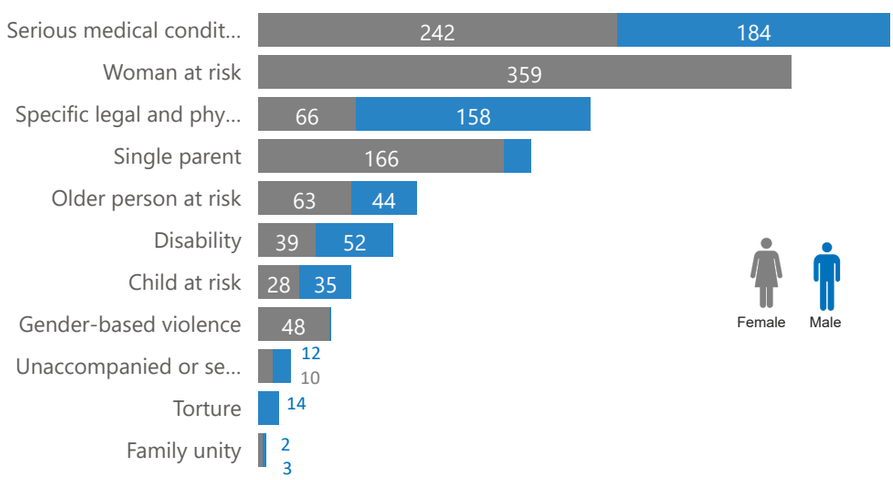

Urbans Refugees by location by country of origin

Location	F	M	Tot
Bukavu	**847**	**702**	**1549**
Burundi	130	149	279
Rwanda	717	553	1270
Goma	**1412**	**1287**	**2699**
Burundi	408	355	763
Ouganda	7	3	10
Rwanda	997	929	1926
Kinshasa	**457**	**480**	**937**
Angola	66	57	123
Burundi	26	20	46
Congo	63	97	160
Erithrée	4	3	7
Liberia	3	2	5
Ouganda	7	10	17
RCA	138	159	297
Rwanda	115	104	219
Sierra Leonne		1	1
SSD	31	22	53
SUD	1	3	4
Tchad	3	2	5
Lubumbashi	**1043**	**1163**	**2206**
Angola	1	1	2
Burundi	571	650	1221
Congo	0	1	1
Cote d'ivoire	6	4	10
RCA	11	10	21
Rwanda	438	477	915
Somalie	10	11	21
Syrie	6	9	15
Total	**3759**	**3632**	**7391**

Individually recognized refugees living in the cities of Goma, Kinshasa, Lubumbashi and Bukavu are considered urban refugees in the DRCongo. Continuous registration is carried out in these areas. They are all in possession of identity documents issued by the government with UNHCR support.

SSD: South Sudan
SUD: Sudan
RCA: Central African Republic

II. Central African Refugees and Asylum Seekers

Key Figures

212 217 Refugees and Asylum Seekers

155 444 Refugees and Asylum Seekers biometrically registered

211 767 Registered Refugees

450 Asylum Seekers

Age and Gender of Refugee Population

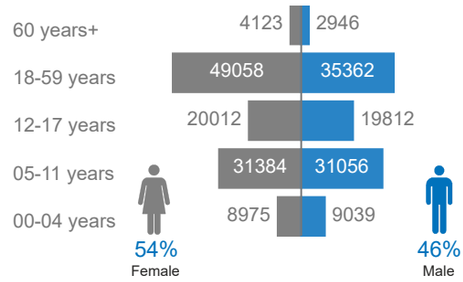

Age and Gender of Asylum Seekers

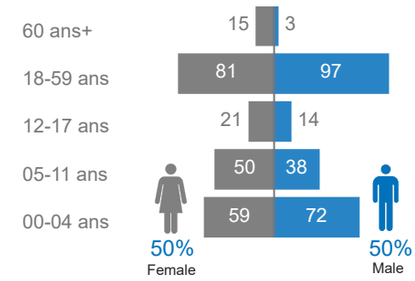

Central African Refugee Population by Type of Location

Rural	In settlements	Urban
161,871	49,578	318
76.44%	23.41%	0.15%

Central african Refugee in settlements

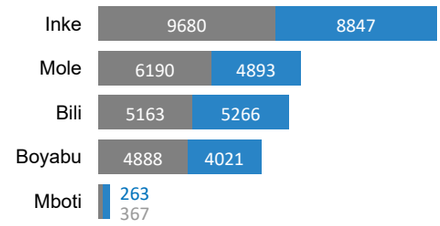

Refugees in the developpement pole

Location	F	M
Modale	3295	2856
nzakara	4766	3906
sidi	3257	3130
wenze	3663	2547
Total	**14981**	**12439**

Locations of Central African Refugee Population in DRC

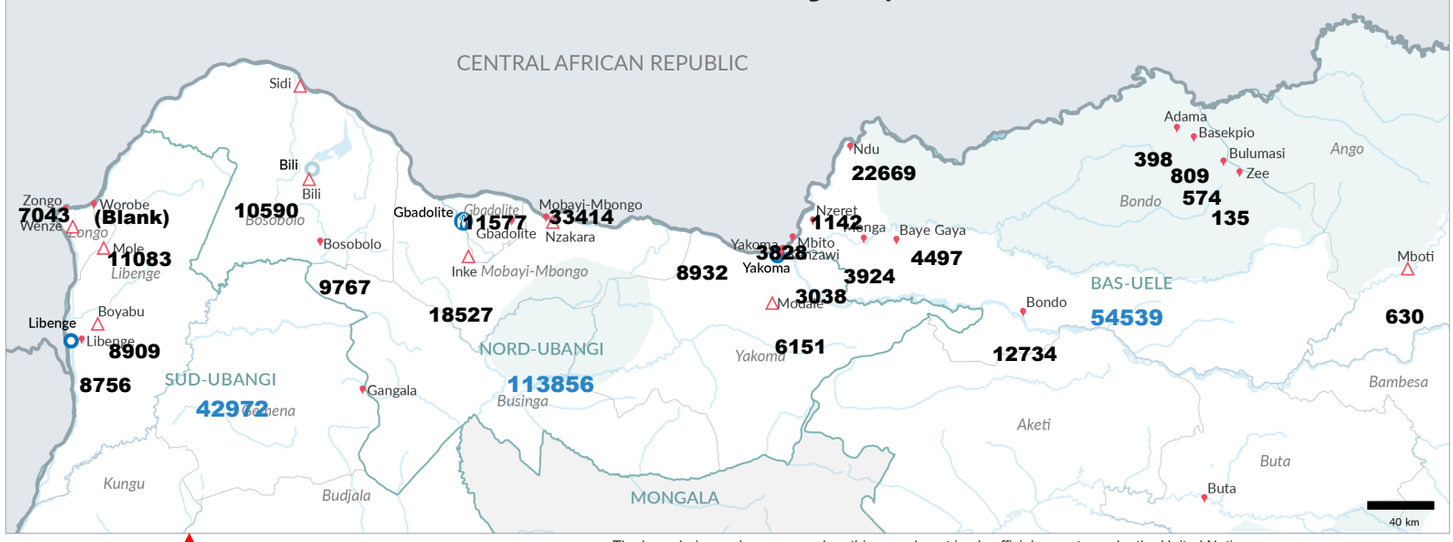

The boundaries and names used on this map do not imply official acceptance by the United Nations.

- Refugee Location
- Refugee Settlement
- UNHCR Sub-Office
- UNHCR Field-Office
- UNHCR Field-Unit
- International Boundary
- Provincial Border
- Other Countries
- Park
- Territorial Border

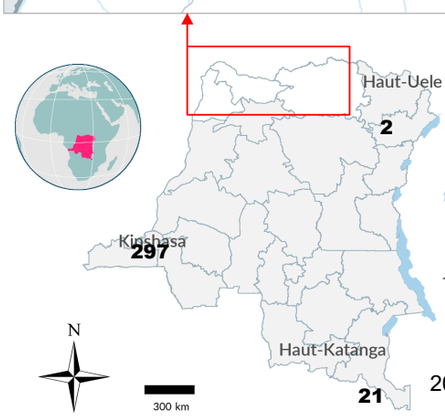

Central African Refugee Population Trend (2016 - 2023)

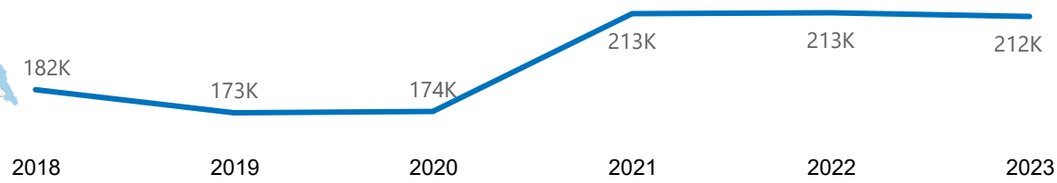

Comments about the figures of Central African refugees

212,217 Central African refugees and asylum seekers in DRC as at 30/11/2023, i.e. **211,963** refugees and **450** asylum seekers with identity documents issued by the government with UNHCR support. This represents an increase of 0.16% on the october figures, due to ongoing registration at the sites.

III. South Sudanese Refugees and Asylum Seekers

Key Figures

53 587 Reugees and Asylum Seekers

31 339 Refugees and Asylum Seekers biometrically registered

53 337 Registered Refugees

250 Asylum Seekers

Age and Gender of Refugee Population

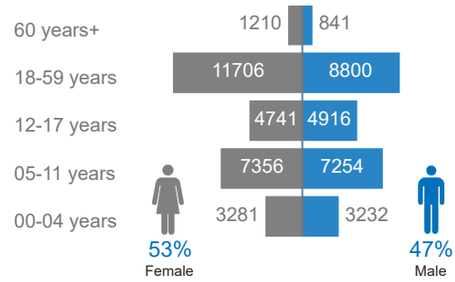

Age and Gender of Asylum Seekers

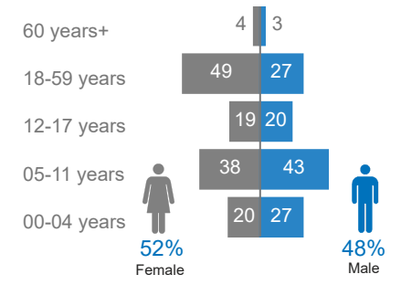

South Sudanese Refugee Population by Type of Location

Rural	In settlements	Urban
18,592	34,692	53
34.86%	65.04%	0.1%

South Sudanese Refugee in settlements

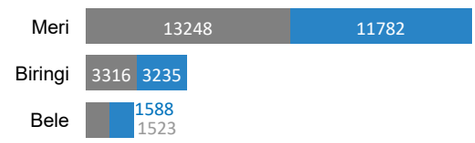

South Sudanese Urban refugee

Location	F	M
Kinshasa	31	22
Total	**31**	**22**

Location of South Sudanese Refugees in DRC

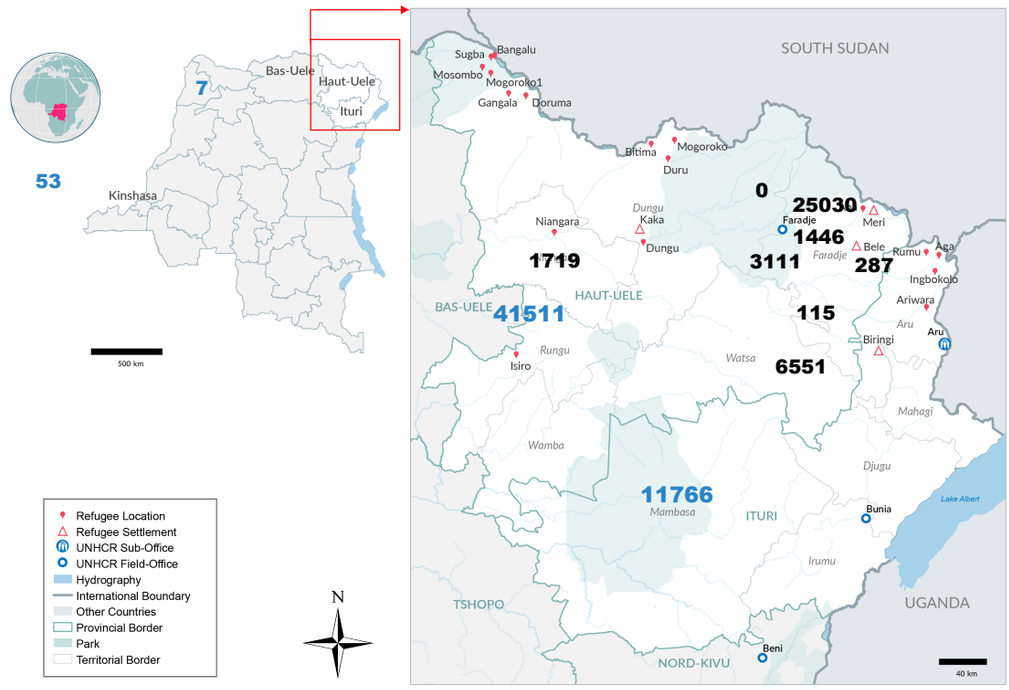

The boundaries and names used on this map do not imply official acceptance by the United Nations.

South Sudanese Refugee Population Trend (2016 - 2023)

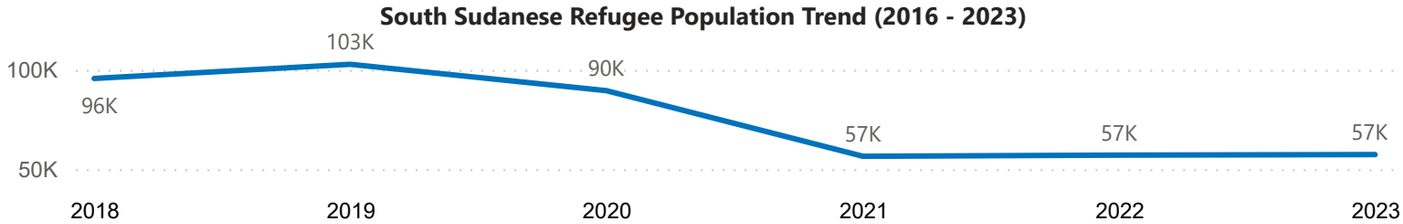

Comments about the figures of South Sudanese refugees

As at 30/11/2023 we have **53,587** South Sudanese refugees and asylum seekers in the DRC with identity documents issued by the government with the support of the UNHCR. This represents a increase of 0.26%, due to continuous registration at sites.

IV. Burundian Refugees and Asylum Seekers

Key Figures

47 091 Refugees and Asylum Seekers

29 477 Refugees and Asylum Seekers biométrically registered

46 667 Registered Refugees

424 Asylum Seekers

Age and Gender of Refugee Population

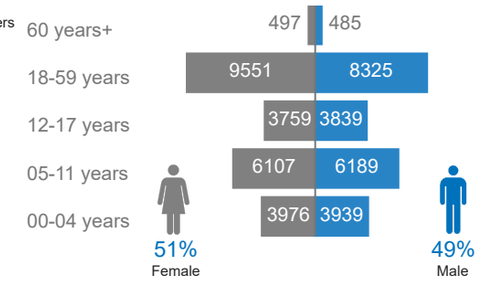

Age and Gender of Asylum Seekers

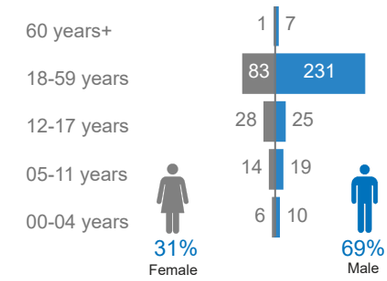

Burundian Refugee Population by Type of Location

Rural	In settlements	Urban
8,765	35,593	2,309
18.78%	76.27%	4.95%

Burundian Refugee in settlements

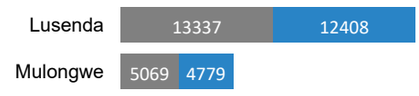

Burudian Urban refugee

Location	F	M
Lubumbashi	571	650
Goma	408	355
Bukavu	130	149
Kinshasa	26	20
Total	**1135**	**1174**

Location of Burundian Refugees in DRC

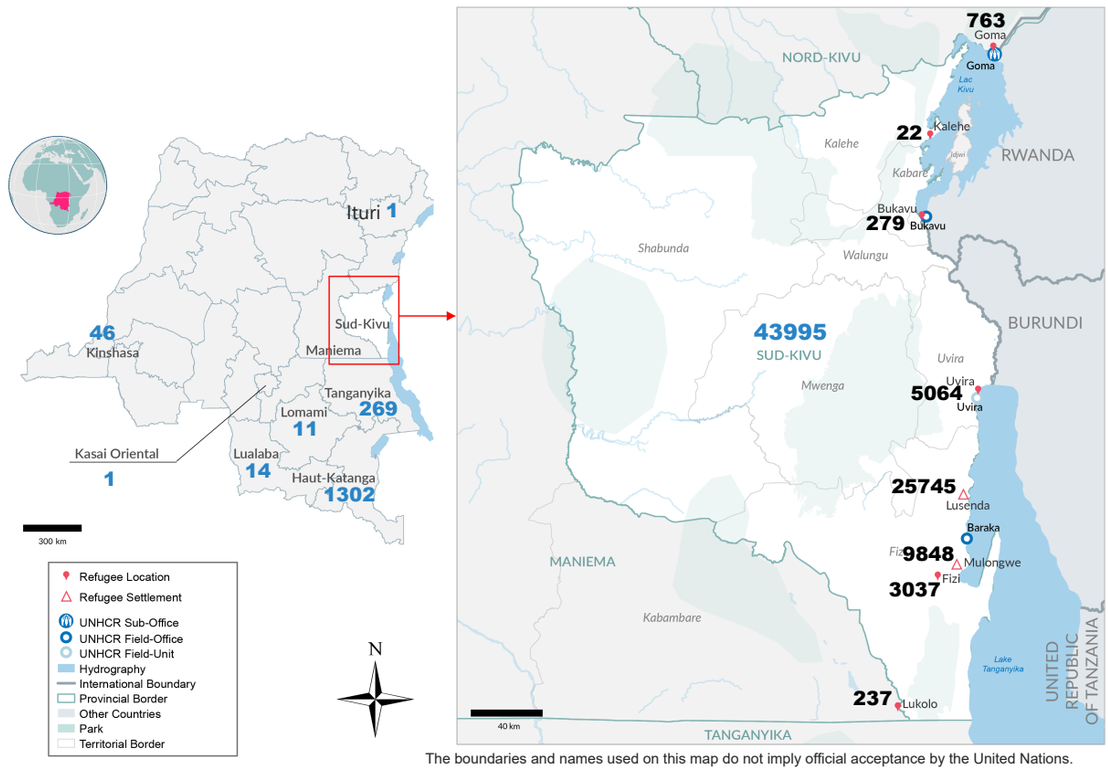

The boundaries and names used on this map do not imply official acceptance by the United Nations.

Burundian Refugee Population Trend (2016 - 2023)

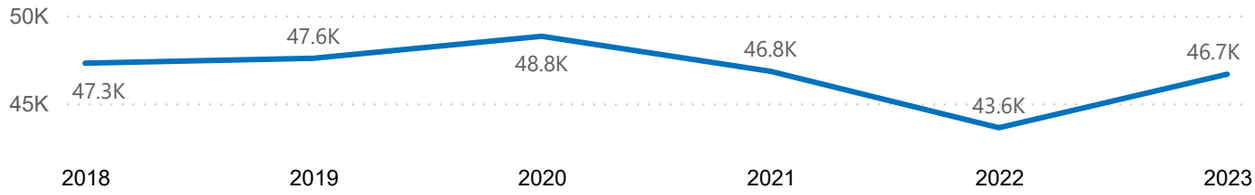

Comments about the figures of Burundian refugees

47,091 Burundian refugees and asylum seekers in the DRC as at 30/11/2023, including **46,667** refugees and **424** asylum seekers. This represents an increase of 0.85% due to continuous registration at sites. All refugees and asylum seekers hold identity documents issued by the government with technical support from UNHCR...

V. Rwandese Refugees and Asylum Seekers

Key Figures

207 693 Refugees and Asylum Seekers

75 548 Refugees and Asylum Seekers biométrically registered

207 505 Registered Refugees

188 Asylum Seekers

Age and Gender of Refugee Population

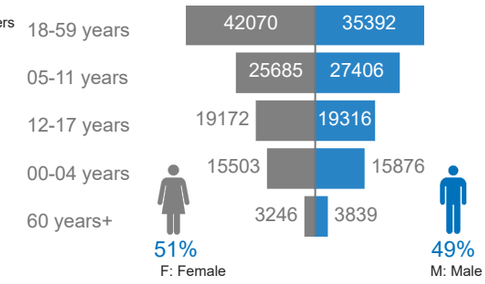

Age and Gender of Asylum Seekers

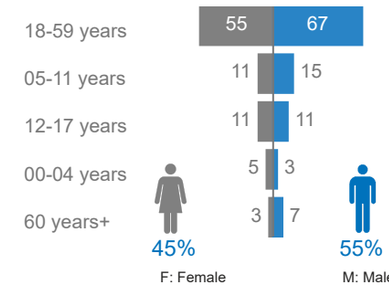

Rwandese Refugee Population by Type of Location

Rural	Urban
203,175	4 330
97.91%	2.09%

Refugee rwandese in province

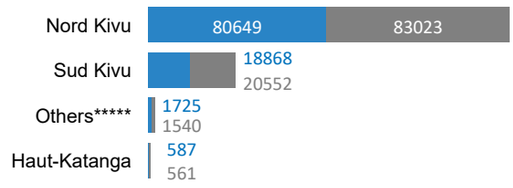

Rwandese Urban refugee

Localisation	F	M
Bukavu	717	553
Goma	997	929
Kinshasa	115	104
Lubumbashi	438	477
Total	**2267**	**2063**

Location of rwandese Refugees in DRC

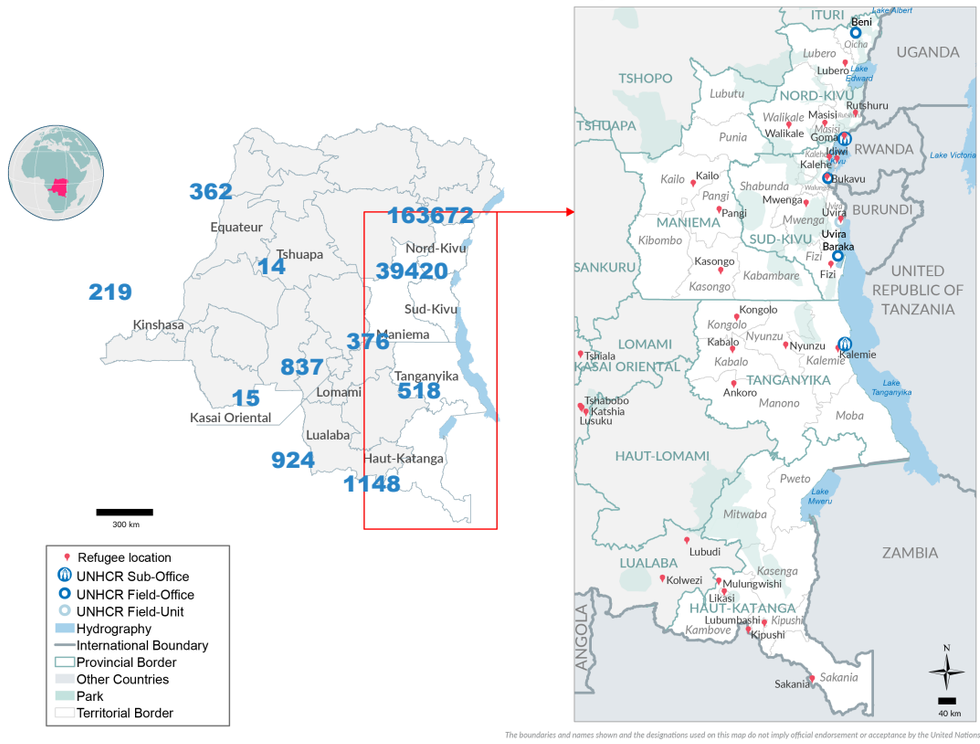

Rwandese Refugee Population Trend (2016 - 2023)

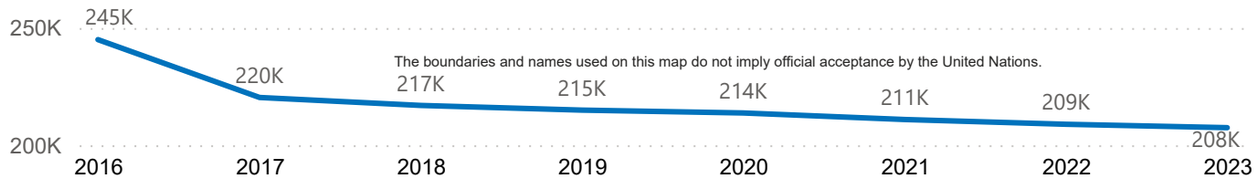

Comments about the figures of rwandese refugees

The presence of armed groups, military operations and inaccessibility in areas with a high concentration of refugees have made it difficult to finalize the Rwandan refugee registration operation in North and South Kivu. Registration continues in accessible areas. The same applies to the ongoing repatriation of Rwandan refugees, 1,777 Rwandans have been repatriated since the beginning of the year, while 260 Rwandan refugees were inactivated during the month as they were absent from the last 3 organized food distributions.