

ITALY WEEKLY SNAPSHOT (11 DEC - 17 DEC 2023)

Sea arrivals ¹

153,531

year-to-date arrivals

1,189

month-to-date arrivals

98,594

year-to-date arrivals in 2022

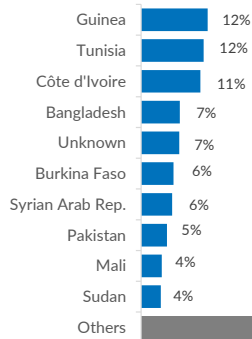
4,251

month-to-date arrivals in 2022

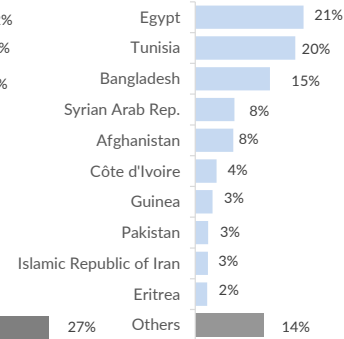
+56%
-72%

Top 10 most common countries of origin

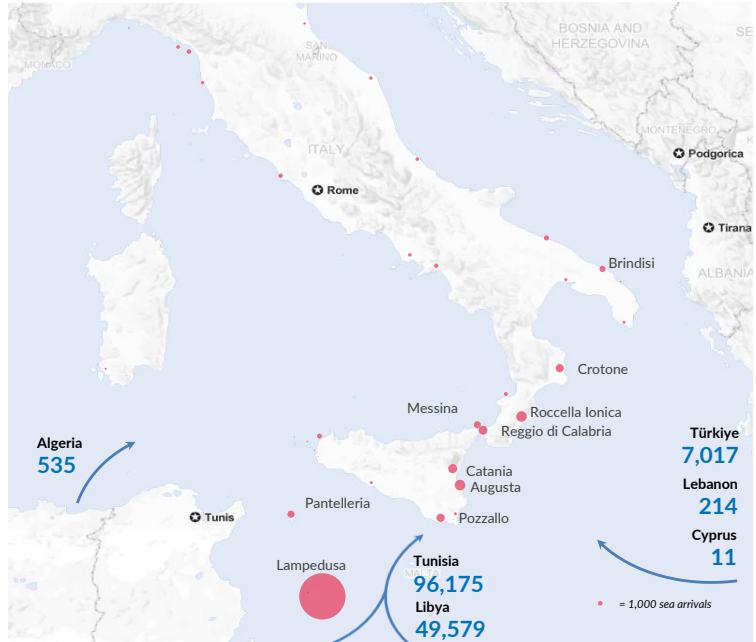
January-October 2023



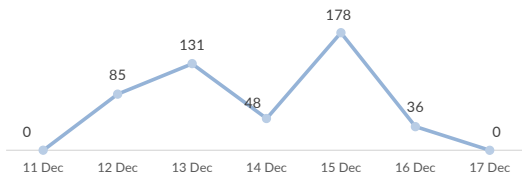
January-October 2022



Sea Arrivals in 2023 by disembarkation site



Daily sea arrivals last week (11 Dec - 17 Dec 2023)



Sea arrivals by gender and age, Jan-Oct 2023

72% - Men

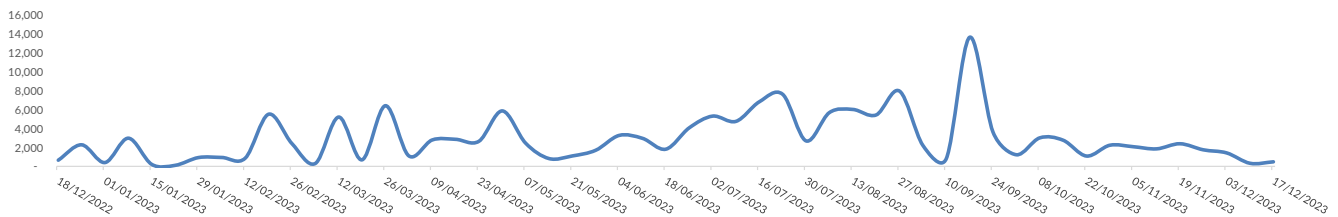


11% - Women

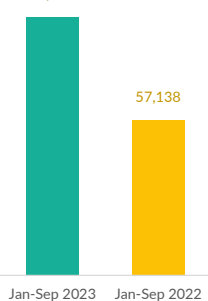
5% - Children (accompanied)

12% - Children (unaccompanied)

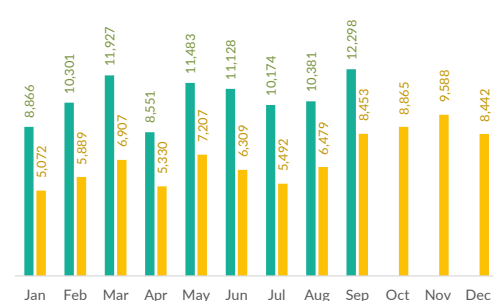
Weekly sea arrivals last year



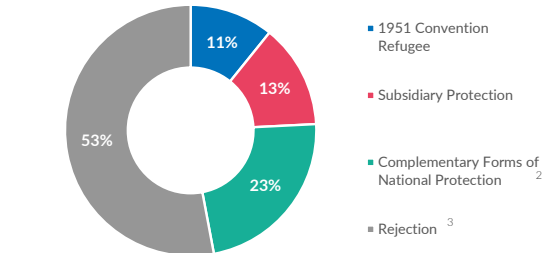
Asylum applications, Jan-Sep 2023 vs Jan-Sep 2022



Asylum applications by month, Applications are not necessarily lodged by new arrivals 2023 vs 2022



First-Instance RSD Decisions, Jan-Sep 2023



Total first-instance decisions (Jan-Sep 2023)

34,469

 Total pending cases (as of Sep 23) ⁴
119,674

¹ The charts above are based on figures from the Italian Ministry of Interior and UNHCR estimates. All figures are provisional and subject to change. Please note that, in addition to sea arrivals, Italy also receives land arrivals and air arrivals. The present document focuses on sea arrivals only, as per official figures provided by the Italian Ministry of Interior.

² 'Complementary forms of national protection' include decisions granting authorization to stay for humanitarian reasons under national law to persons who are not eligible for international protection, but nonetheless at risk of violation of articles 3 and 8 of the ECHR in case of return.

³ 'Rejection' includes all cases closed, including decisions not taken on the merits, such as inadmissibility decisions and no-shows.

⁴ Source: Ministry of Interior. This includes pending cases at first and second instance.