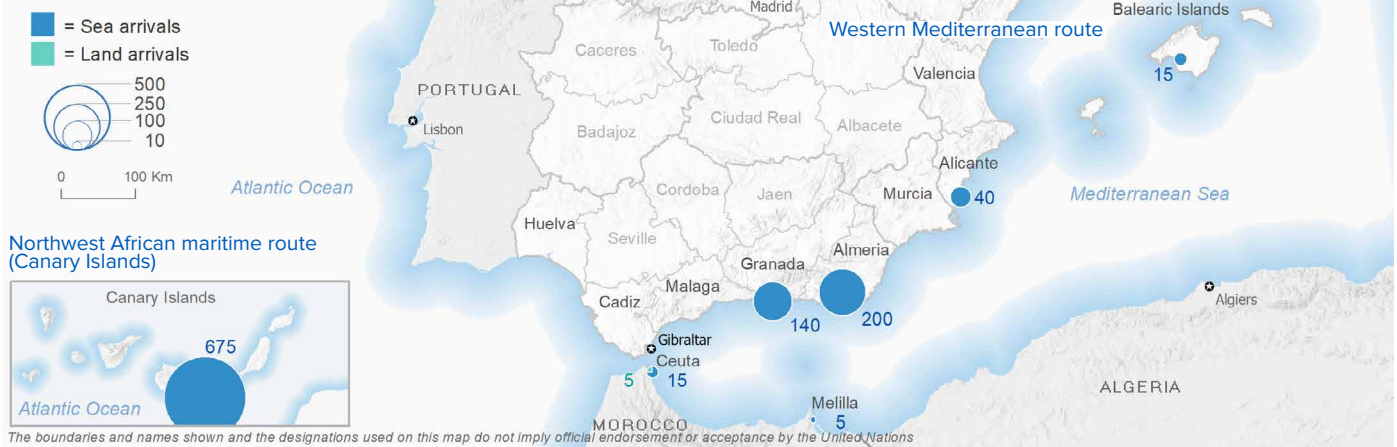


# SPAIN Weekly snapshot - Week 50 (11 - 17 Dec 2023)

The charts below are based on figures from the Ministry of Interior and UNHCR estimates. All figures are provisional and subject to change

## Refugees & migrants: sea and land arrivals in week 50<sup>1</sup>



### Arrivals in Spain

**53,569**  
 Arrivals as of 17 Dec 2023<sup>2</sup>  
**+74%**  
 Dif. 2022

**53,107**  
 Sea Arrivals<sup>2</sup>  
 Dif. 2022: **+83%**

**462**  
 Land Arrivals<sup>2</sup>  
 Dif. 2022: **-75%**

**1,093**  
 Arrivals Week 50<sup>1</sup>  
 Dif. last week: **+34%**  
 Dif. 2022: **+140%**

### Western Mediterranean

**16,083**  
 Arrivals as of 17 Dec 2023<sup>2</sup>  
**+4%**  
 Dif. 2022

**15,621**  
 Sea Arrivals<sup>2</sup>  
 Dif. 2022: **+15%**

**462**  
 Land Arrivals<sup>2</sup>  
 Dif. 2022: **-75%**

**419**  
 Arrivals Week 50<sup>1</sup>  
 Dif. last week: **+271%**  
 Dif. 2022: **+22%**

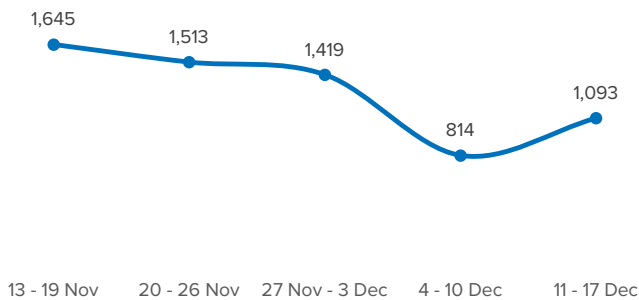
### Northwest African maritime (Canary Islands)

**37,486**  
 Arrivals as of 17 Dec 2023<sup>2</sup>  
**+142%**  
 Dif. 2022

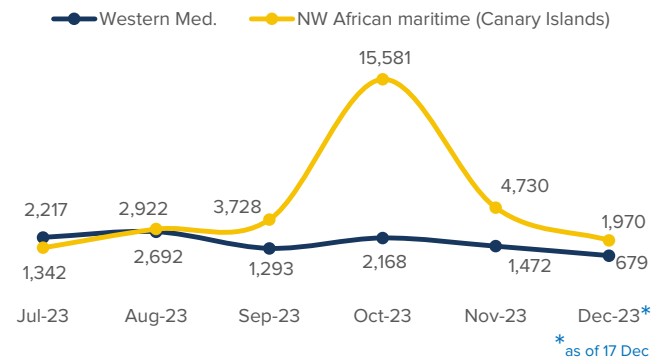
**37,486**  
 Sea Arrivals<sup>2</sup>  
 Dif. 2022: **+142%**

**674**  
 Arrivals Week 50<sup>1</sup>  
 Dif. last week: **-4%**  
 Dif. 2022: **+504%**

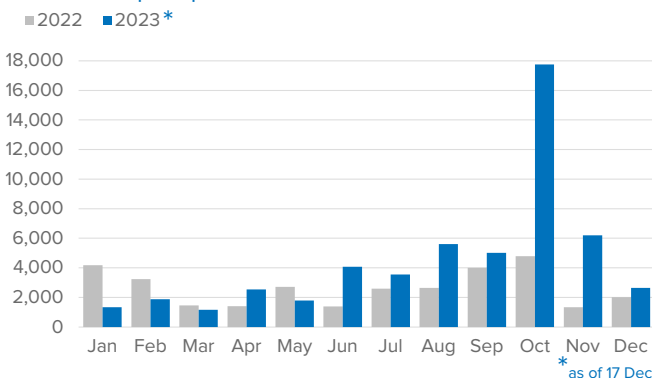
## Arrivals in Spain during the last five weeks<sup>1</sup>



## Arrivals in Spain by route during the last six months<sup>2</sup>



## Arrivals in Spain per month<sup>2</sup>



## Arrivals in Spain per year<sup>2</sup>

