MULTI-SECTOR NEEDS ASSESSMENT
KEY PRELIMINARY FINDINGS
BULGARIA 2023

Conducted from July to August 2023
by Global Metrics in partnership with UNHCR

A sample of 1,054 refugees from Ukraine was surveyed through face-to-face interviews

Regional Refugee Response for the Ukraine Situation

REGION OF ORIGIN

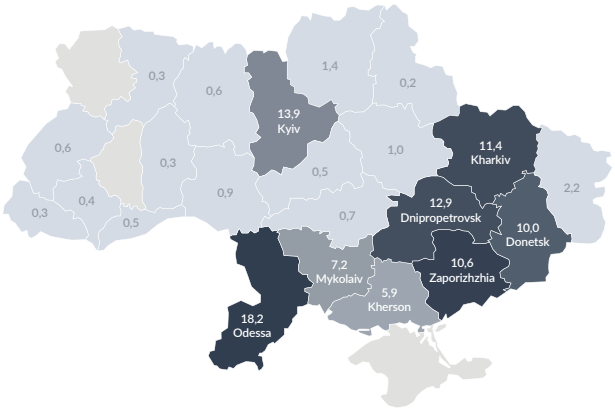

2.14 Average family size

AGE COMPOSITION

Structure of population of refugees from Ukraine living in Bulgaria
(percent of total population)

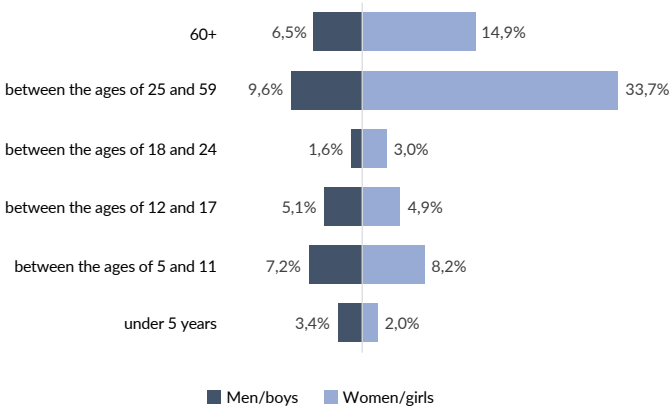

EDUCATION PROFILE

What is your highest educational level achieved?

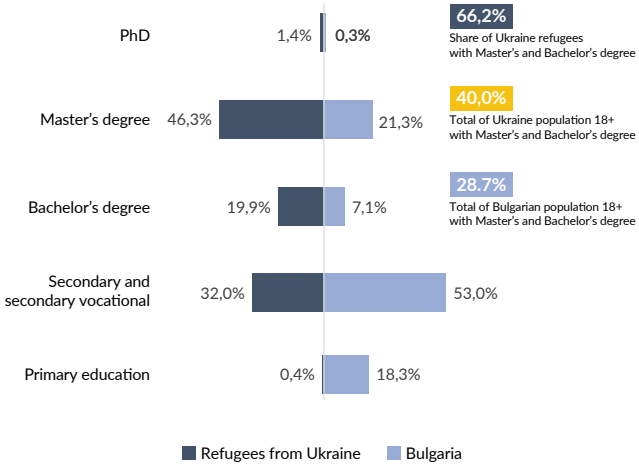

66,2% Share of Ukraine refugees with Master's and Bachelor's degree

40,0% Total of Ukraine population 18+ with Master's and Bachelor's degree

28.7% Total of Bulgarian population 18+ with Master's and Bachelor's degree

MAIN ACCOMMODATION TYPES

What type of accommodation arrangement is the household residing in?

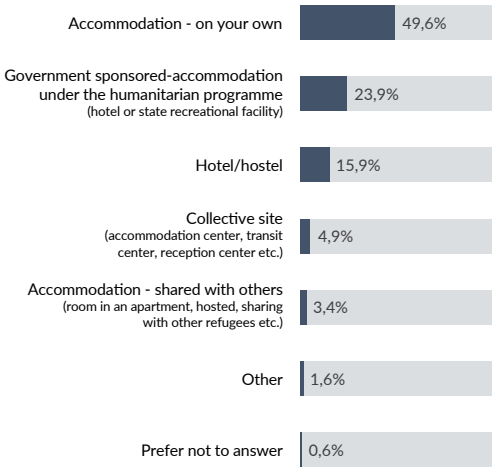

LIVELIHOODS & INCLUSION

Occupation status

* Among respondents 18+

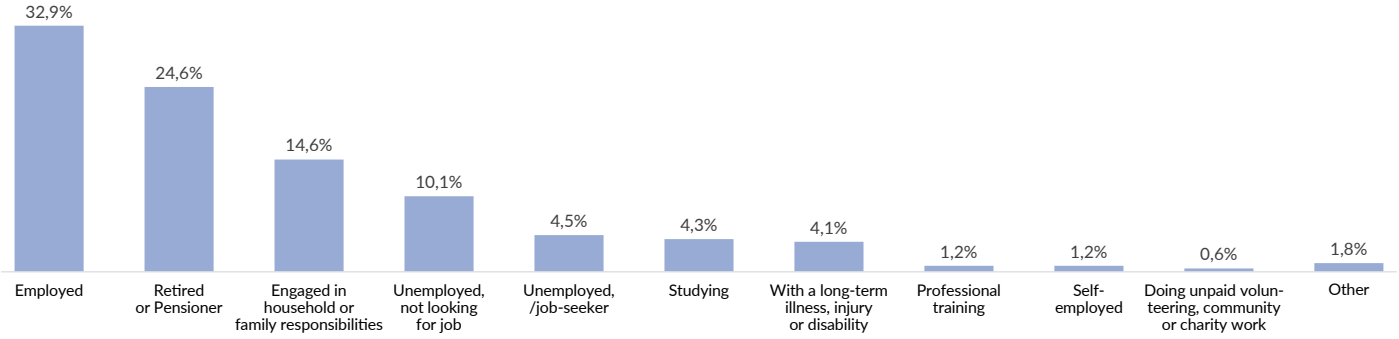

LIVELIHOODS & INCLUSION

Difficulties encountered finding work

* Among respondents 18+

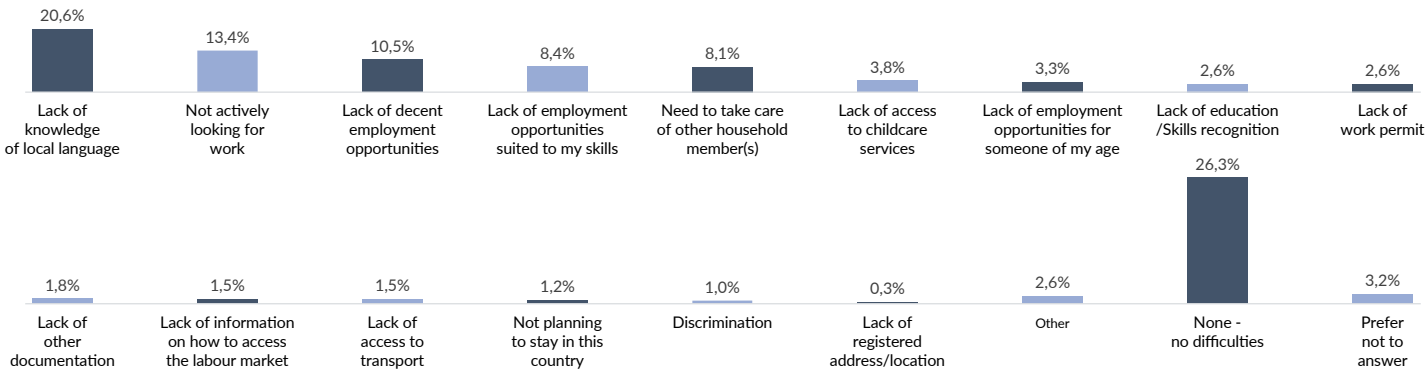

EDUCATION

Share of children enrolled and attending formal education (school/kindergarten/nursery) in Bulgaria in 2022/2023

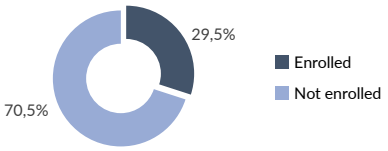

If child is enrolled in formal education in Bulgaria in 2022/2023, are additional catch up classes for Bulgarian language provided in the school?

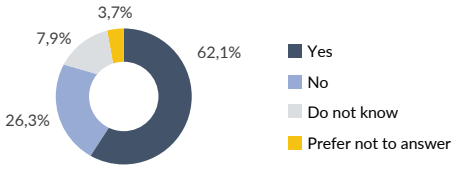

Reasons for not enrolling your child in school/kindergarten/nursery

Child is attending Ukrainian distance learning	67,5%
Language barrier	11,9%
There was no vacant slots in school/kindergarten/nursery	11,4%
We are waiting for a response to the application	8,4%
Depends on the extension of the Government humanitarian program in Bulgaria	2,0%
I do not want to put additional burden on child(ren) to follow both (Ukrainian + Bulgarian) curriculum	1,8%
Lack of inclusive schools	1,3%
Intention to move	1,1%
Lack of schools in accessible distance	0,9%
I don't want my child to loose one academic year (in case of enrolment in Bulgarian class, a child will repeat the program of the previous year)	0,9%
Bullying and/or discrimination	0,7%
Lack of IT equipment	0,4%
Lack of information services	0,4%
Preparatory classess were not available	0,2%
Lack of school materials	0,2%
Lack of school meals	0,2%
Lack of certification through graduation	0,2%
Other	4,2%
Do not know / prefer not to answer	3,7%

PROTECTION

What would you say are the three most serious risks faced by children under the age of 18 in your neighborhood?

Have you or anyone in your household experienced what you felt was hostile behavior or attitudes from the local population since arriving to Bulgaria?

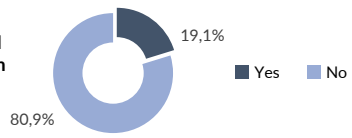

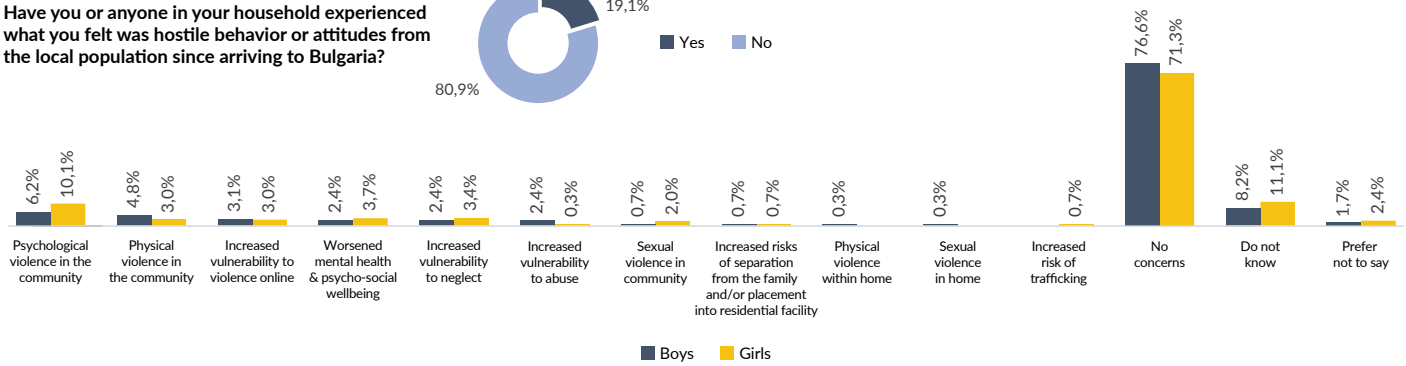

FOOD COPING STRATEGIES

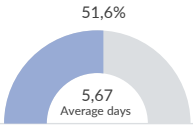

Share of households that had to rely on less preferred and less expensive food to cope with a lack of food or money to buy it during the last 7 days

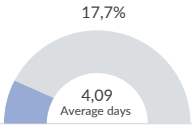

Share of households that had to borrow food or money to buy food or rely on help from a relative or friend to cope with a lack of food or money to buy it during the last 7 days

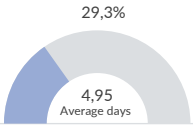

Share of households that had to limit portion size of meals at meal times to cope with a lack of food or money to buy it during the last 7 days

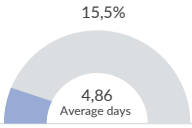

Share of households that had to restrict consumption by adults in order for small children to eat to cope with a lack of food or money to buy it during the last 7 days

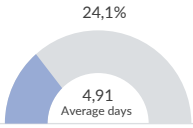

Share of households that had to reduce number of meals eaten in a day to cope with a lack of food or money to buy it during the last 7 days

HEALTH & DISABILITY

In the last month or less, did a person in your household have a health problem and need to access health care?

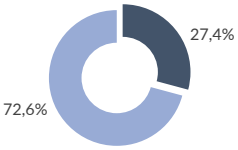

Refugees from Ukraine registered with a General Practitioner or pediatrician in Bulgaria

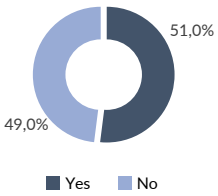

26,4%
Share of individuals experiencing any impairments

11,3%
Share of children between the age of 5 and 17 experiencing any impaiments

MENTAL HEALTH & SUPPORT

Does an individual in your household experience mental health issues affecting daily functioning?

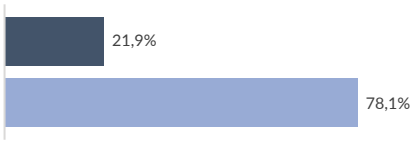

Did this person receive mental health and psychosocial support?

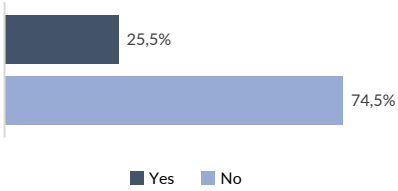

BASIC NEEDS

Priority needs

Healthcare services	45,1%
Food	38,5%
Accommodation	26,3%
Employment/Livelihoods support	17,9%
Language courses	17,2%
Sanitation and hygiene products (e.g. soap, sanitary pads)	13,1%
Education for children under 18	12,4%
Medicines	12,0%
Winter clothes	10,7%
Baby items	6,1%

LIVING CONDITIONS
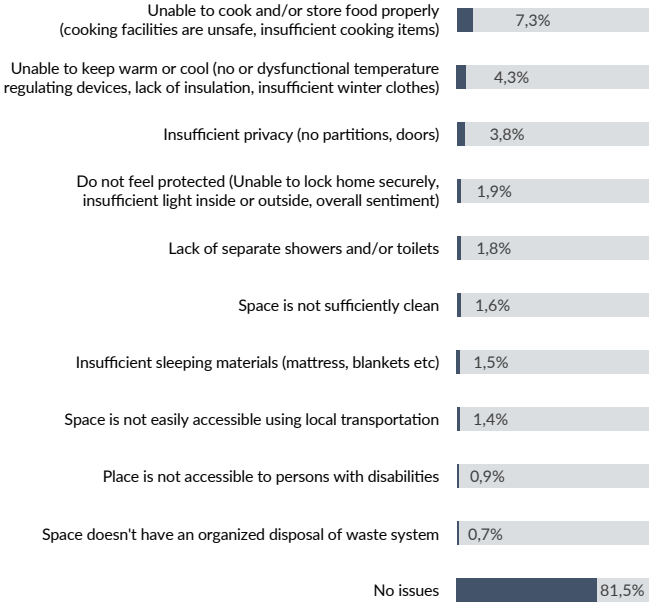
What issues are you facing in terms of living conditions in your accommodation?