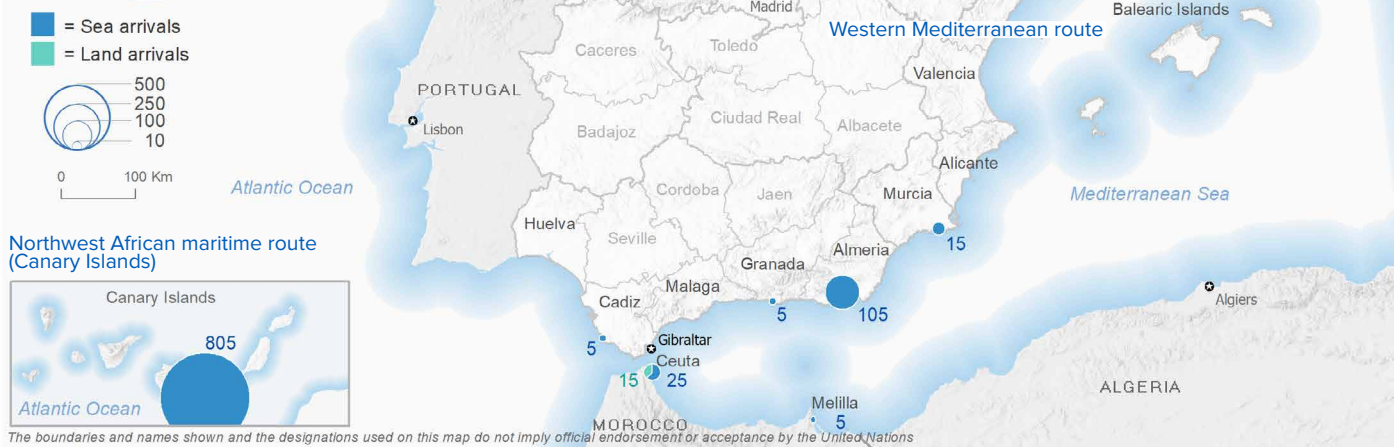


SPAIN Weekly snapshot - Week 3 (15 - 21 Jan 2024)

The charts below are based on figures from the Ministry of Interior and UNHCR estimates. All figures are provisional and subject to change

Refugees & migrants: sea and land arrivals in week 3¹



Arrivals in Spain

4,440
 Arrivals as of 21 Jan 2024²
+392%
 Dif. 2023

4,419
 Sea Arrivals²
 Dif. 2023: **+406%**

21
 Land Arrivals²
 Dif. 2023: **-28%**

983
 Arrivals Week 3¹
 Dif. last week: **-41%**
 Dif. 2023: **+227%**

Western Mediterranean

389
 Arrivals as of 21 Jan 2024²
-24%
 Dif. 2023

368
 Sea Arrivals²
 Dif. 2023: **-24%**

21
 Land Arrivals²
 Dif. 2023: **-28%**

176
 Arrivals Week 3¹
 Dif. last week: **+66%**
 Dif. 2023: **+3%**

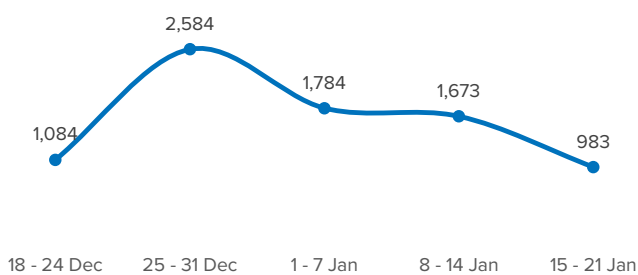
Northwest African maritime (Canary Islands)

4,051
 Arrivals as of 21 Jan 2024²
+944%
 Dif. 2023

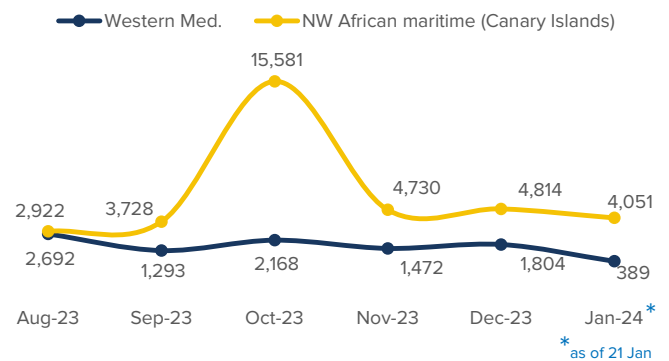
4,051
 Sea Arrivals²
 Dif. 2023: **+944%**

807
 Arrivals Week 3¹
 Dif. last week: **-49%**
 Dif. 2023: **+524%**

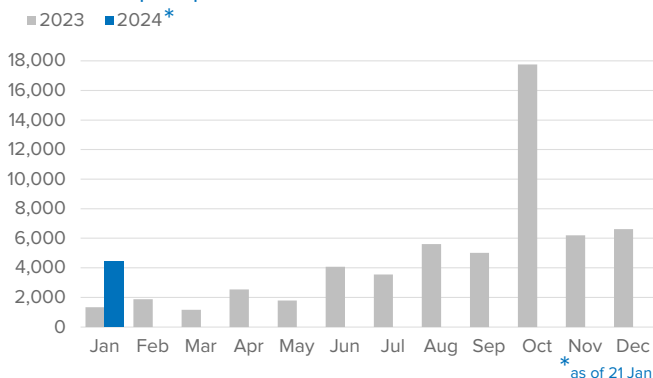
Arrivals in Spain during the last five weeks¹



Arrivals in Spain by route during the last six months²



Arrivals in Spain per month²



Arrivals in Spain per year²

