UGANDA- REFUGEE STATISTICS JANUARY 2024

Adjumani

Total Population	Total Refugees
219,361	219,354
Total Households	Total Asylum-Seekers
29,946	7

Women and Children
85 %
186,702

Female
54 %
117,607

Elderly
3 %
6,450

Youth 15-24
25 %
55,564

New Registration by Month

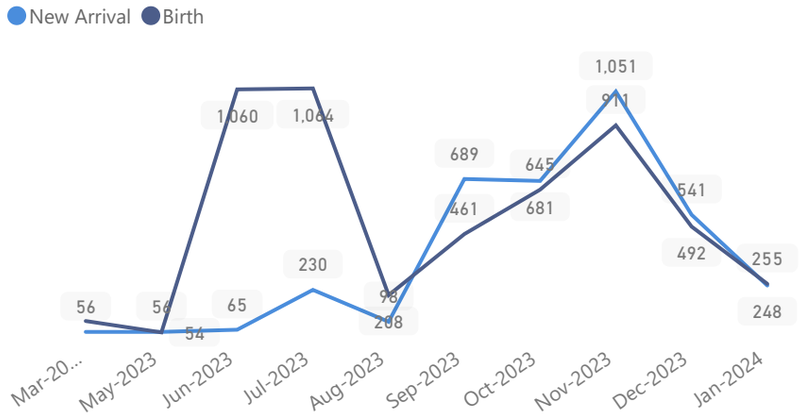

Top Zones

Zone	HHs	Individuals
Nyumanzi	5,074	45,530
Pagrinya	6,038	37,041
Ayilo I	3,012	27,158
Maaji II	2,593	17,759
Ayilo II	2,015	15,104
Maaji III	2,304	14,548
Boroli I	1,310	9,330
Mirieyi	1,018	8,687
Alere	956	7,609
Agojo	1,517	7,230
Baratuku	851	6,112
Mungula I	672	5,167
Olua I	609	5,130
Boroli II	701	4,543

Country of Origin	Total
South Sudan	218,721
Sudan	587
Democratic Republic of the Congo	42
Eritrea	5

Occupation - Top 5

19 % Have occupation

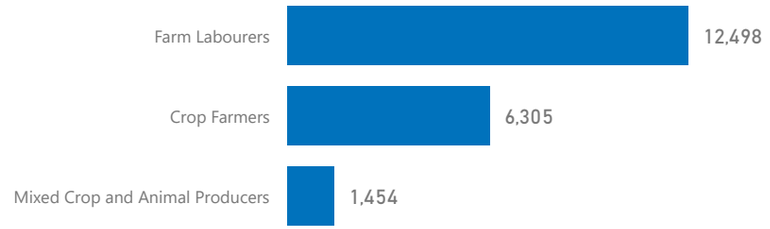

* Age is between 18 - 59 years for Occupation

Age & Gender Breakdown

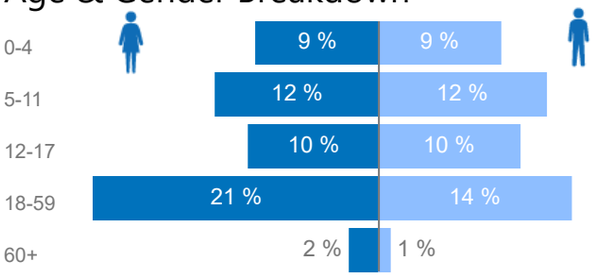

Specific Needs - Top 7

26,908 14,371

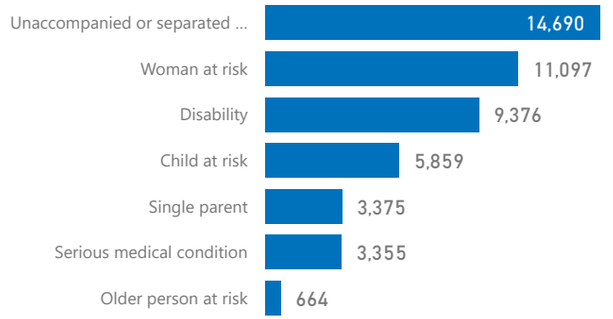

Assistance Status

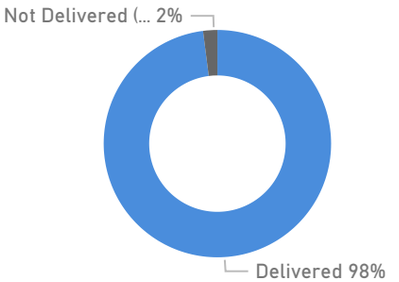

UGANDA- REFUGEE STATISTICS JANUARY 2024

Bidibidi

Total Population	Total Refugees
197,577	197,576
Total Households	Total Asylum-Seekers
36,583	1

Women and Children
84 %
166,923

Elderly
3 %
5,284

Female
53 %
103,728

Youth 15-24
25 %
48,581

Top Zones

Zone	HHs	Individuals
Zone 3	9,332	47,142
Zone 2	7,504	44,401
Zone 5	8,149	41,783
Zone 1	6,197	36,064
Zone 4	5,396	28,174

Country of Origin

Country of Origin	Total
South Sudan	197,456
Sudan	75
Democratic Republic of the Congo	41
Ethiopia	3
Burundi	1
Rwanda	1

Age & Gender Breakdown

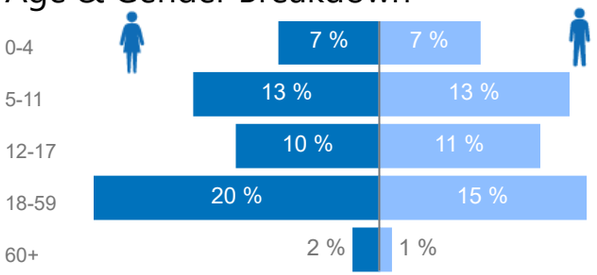

Specific Needs
- Top 7

7,024 4,185

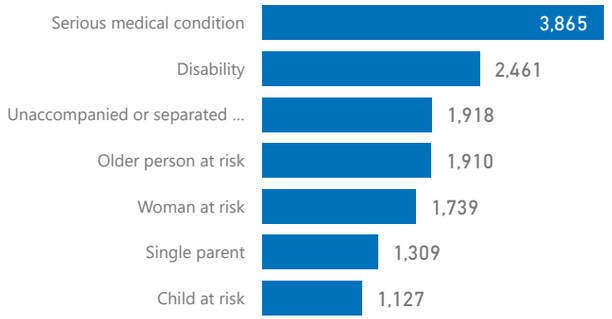

New Registration by Month

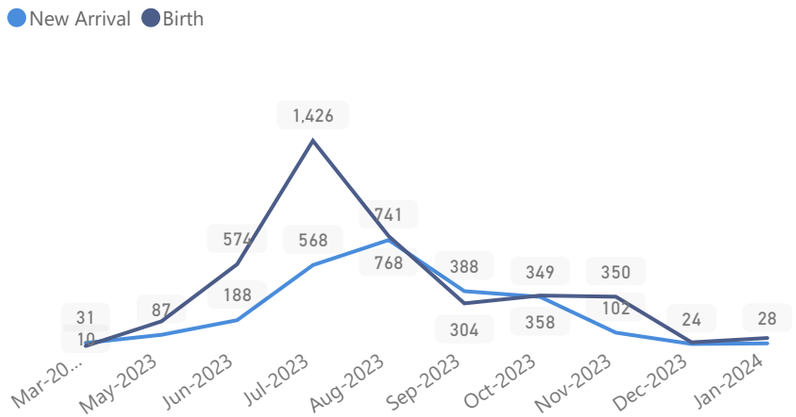

Occupation
- Top 5

18 % Have occupation

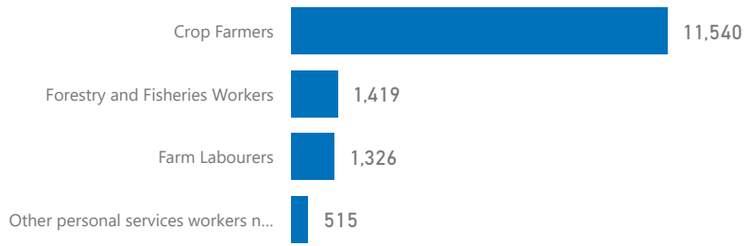

* Age is between 18 - 59 years for Occupation

Assistance Status

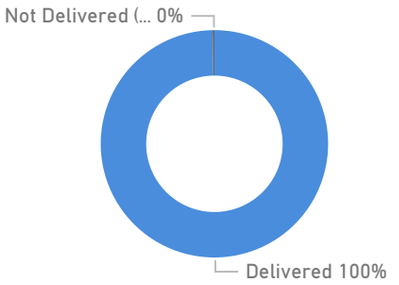

UGANDA- REFUGEE STATISTICS JANUARY 2024

Imvepi

Total Population	Total Refugees
67,125	67,115
Total Households	Total Asylum-Seekers
15,303	10

Women and Children
84 %
56,587

Elderly
3 %
1,903

Female
53 %
35,704

Youth 15-24
22 %
15,101

Top Zones

Zone	HHs	Individuals
Zone I	6,160	27,247
Zone Ii	5,201	24,943
Zone Iii	3,100	12,649
Zone Iv	839	2,276

Age & Gender Breakdown

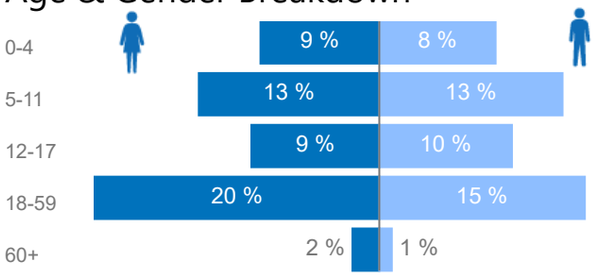

Country of Origin

Country of Origin	Total
South Sudan	64,360
Democratic Republic of the Congo	2,702
Sudan	51
Rwanda	8
Central African Republic	1
Ethiopia	1
Senegal	1
United Republic of Tanzania	1

Specific Needs - Top 7

6,558 3,544

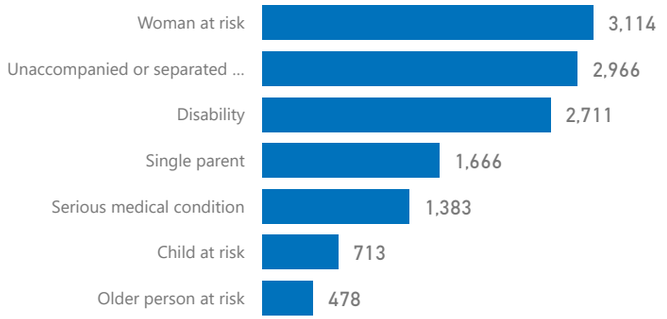

New Registration by Month

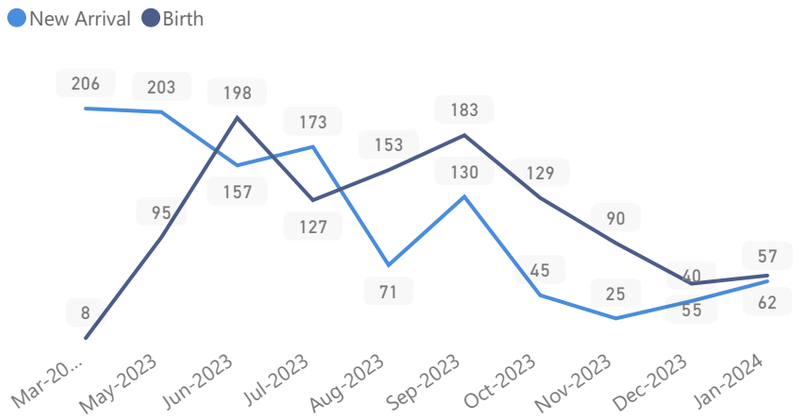

Occupation - Top 5

24 % Have occupation

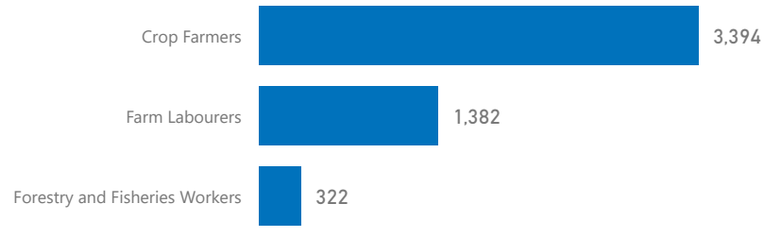

* Age is between 18 - 59 years for Occupation

Assistance Status

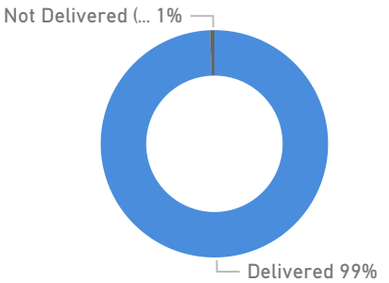

UGANDA- REFUGEE STATISTICS JANUARY 2024

Kampala

Total Population	Total Refugees
140,442	106,577
Total Households	Total Asylum-Seekers
83,564	33,865

Women and Children
61 %
86,207

Female
46 %
64,599

Elderly
1 %
1,866

Youth 15-24
25 %
35,795

New Registration by Month

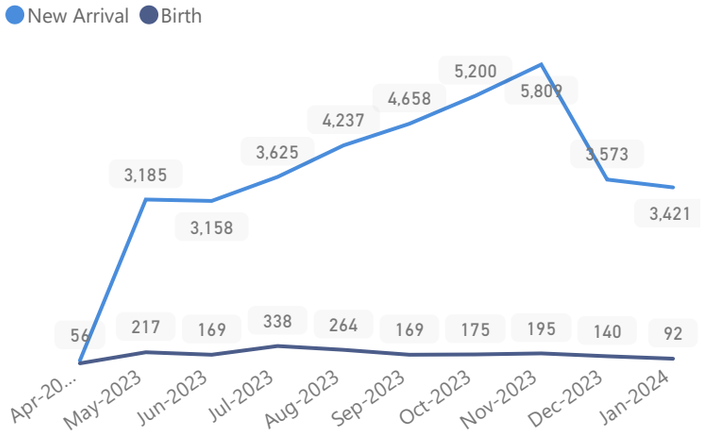

Top Zones

Zone	HHs	Individuals
Makindye Division	35,472	62,527
Kampala Central	28,974	39,738
Rubaga Division	14,670	28,369
Kawempe Division	2,829	5,682
Nakawa	1,052	2,905

Country of Origin

Country of Origin	Total
Eritrea	43,442
Somalia	39,825
Democratic Republic of the Congo	24,582
Sudan	12,227
Ethiopia	9,466
Burundi	4,501

Occupation - Top 5

5 % Have occupation

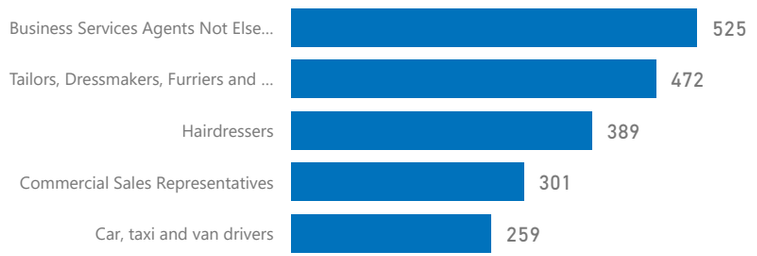

* Age is between 18 - 59 years for Occupation

Age & Gender Breakdown

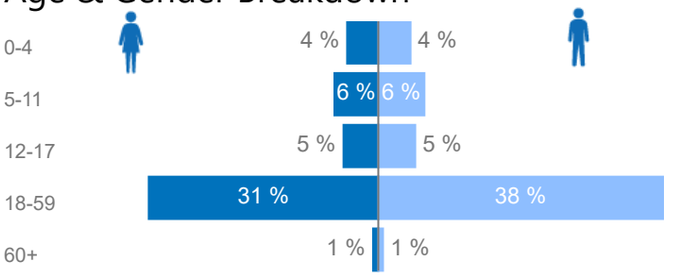

Specific Needs - Top 7

1,160 940

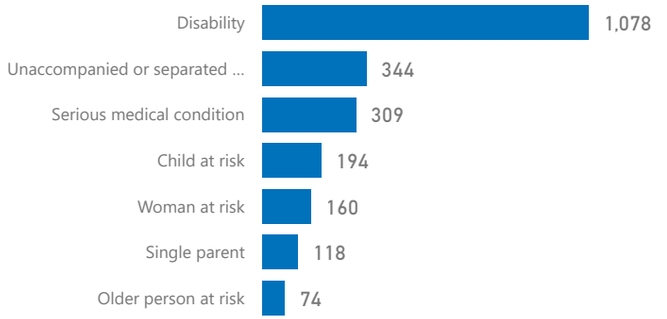

Assistance Status

UGANDA- REFUGEE STATISTICS JANUARY 2024

Kiryandongo

Total Population	Total Refugees
83,023	82,971
Total Households	Total Asylum-Seekers
14,594	52

Women and Children
82 %
68,256

Female
52 %
43,151

Elderly
2 %
1,720

Youth 15-24
30 %
24,884

Top Zones

Zone	HHs	Individuals
Ranch 1	7,180	41,869
Ranch 37	7,406	41,135

Age & Gender Breakdown

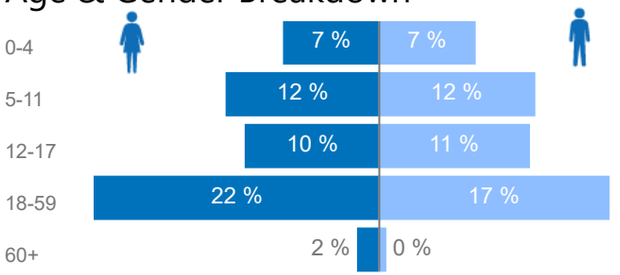

Country of Origin

Country of Origin	Total
South Sudan	80,282
Sudan	2,143
Democratic Republic of the Congo	342
Kenya	183
Burundi	41
Rwanda	22

Specific Needs

- Top 7

8,703 5,349

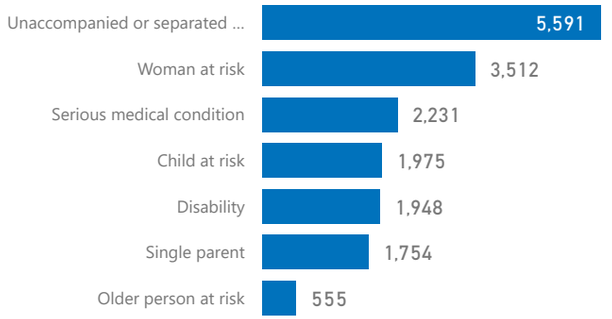

New Registration by Month

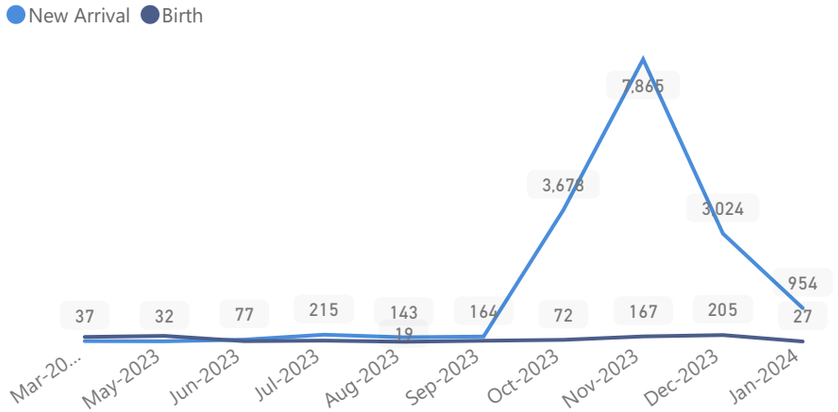

Occupation - Top 5

13 % Have occupation

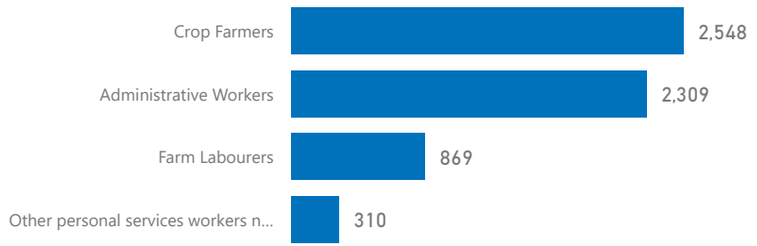

* Age is between 18 - 59 years for Occupation

Assistance Status

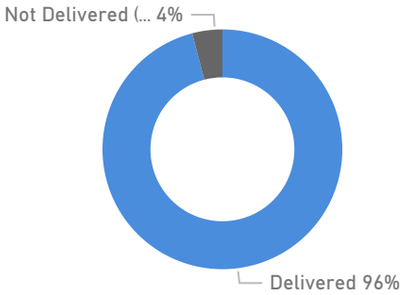

UGANDA- REFUGEE STATISTICS JANUARY 2024

Kyaka Ii

Total Population	Total Refugees
126,636	123,860
Total Households	Total Asylum-Seekers
34,124	2,776

Women and Children
80 %
101,750

Female
51 %
64,687

Elderly
3 %
3,245

Youth 15-24
20 %
24,908

Top Zones

Zone	HHs	Individuals
Sweswe	6,065	21,578
Byabakora	5,585	21,455
Bwiriza	5,903	21,161
Mukondo	4,666	17,768
Itambabiniga	4,656	16,892

Age & Gender Breakdown

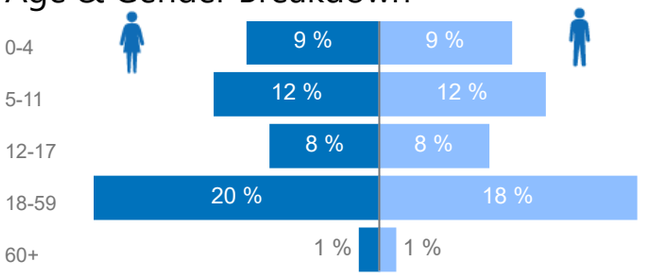

Country of Origin

Country of Origin	Total
Democratic Republic of the Congo	119,397
Rwanda	3,843
Burundi	3,289
South Sudan	51
Congo, Republic of the	13
Kenya	13

Specific Needs - Top 7

22,964 12,523

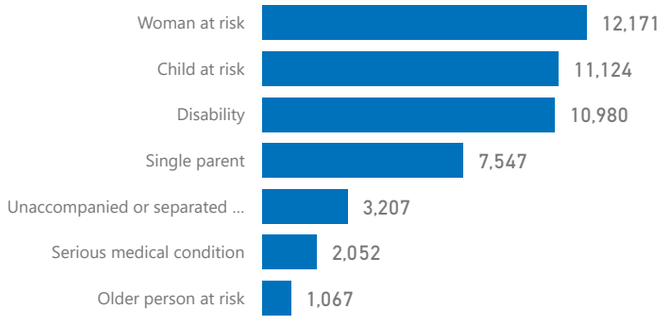

New Registration by Month

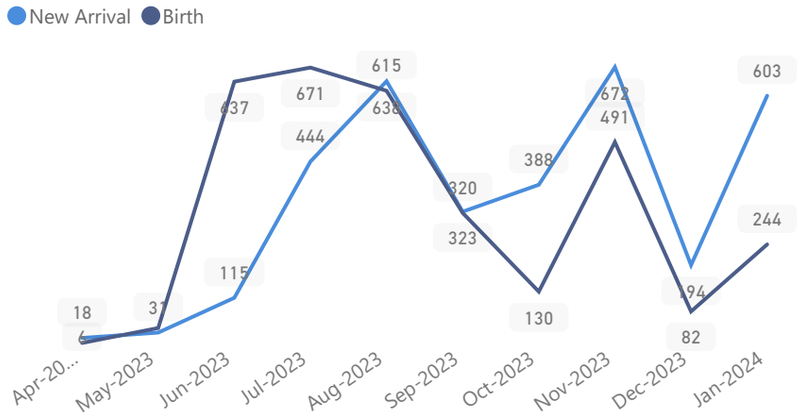

Occupation - Top 5

22 % Have occupation

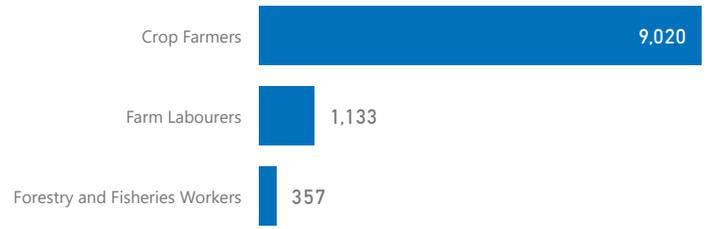

* Age is between 18 - 59 years for Occupation

Assistance Status

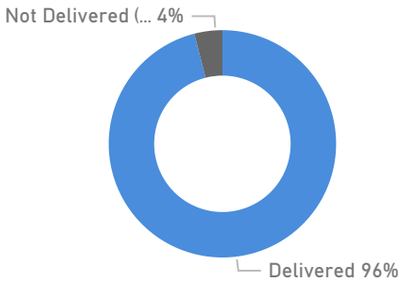

Source: Statistics - OPM (proGres)

Feedback: ugakareg@unhcr.org

Creation date: 05-Feb-2024

UGANDA- REFUGEE STATISTICS JANUARY 2024

Kyangwali

Total Population	Total Refugees
134,003	133,810
Total Households	Total Asylum-Seekers
40,155	193

Women and Children
82 %
110,532

Female
53 %
71,022

Elderly
3 %
4,380

Youth 15-24
18 %
24,143

New Registration by Month

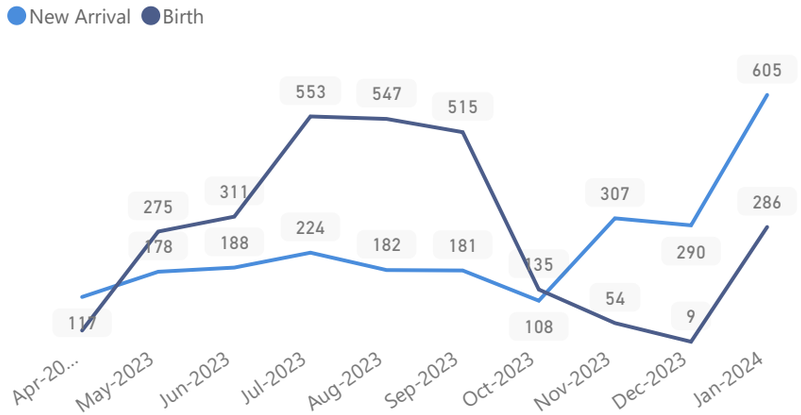

Top Zones

Zone	HHs	Individuals
Kyebitaka	2,624	10,801
Mukunyu A	2,799	7,438
Mombasa	1,974	7,296
Kagoma	2,032	7,110
KARUHINDA	2,239	7,022
WAIBUGA	2,181	7,006
Kentomi	2,372	6,947
MALUMBA	1,928	6,084
Nyampindu	1,998	5,962
BUYANJA	1,793	5,721

Country of Origin	Total
Democratic Republic of the Congo	129,658
South Sudan	3,574
Rwanda	617
Burundi	135
Kenya	11
Sudan	5

Occupation - Top 5

39 % Have occupation

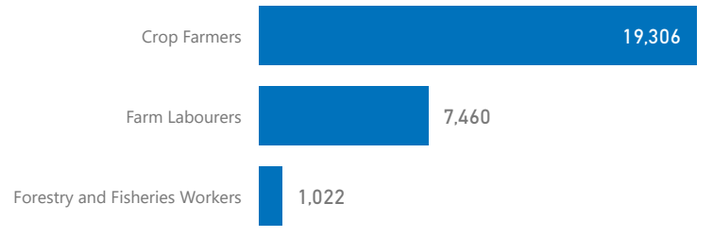

* Age is between 18 - 59 years for Occupation

Age & Gender Breakdown

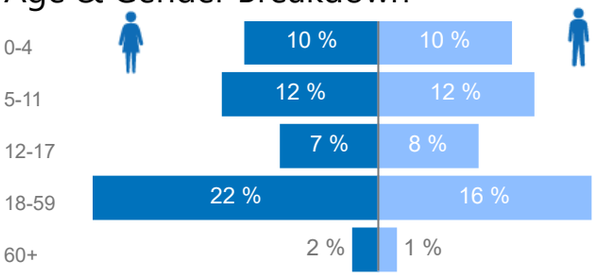

Specific Needs - Top 7

24,542 9,985

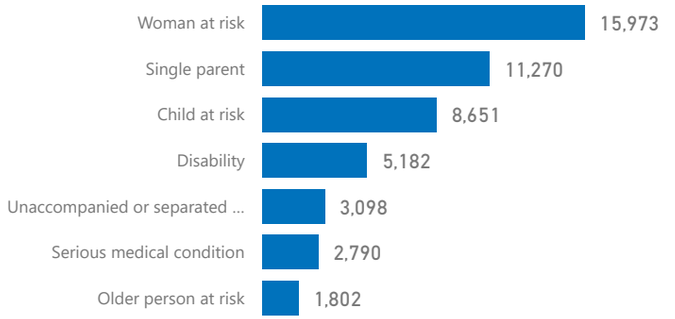

Assistance Status

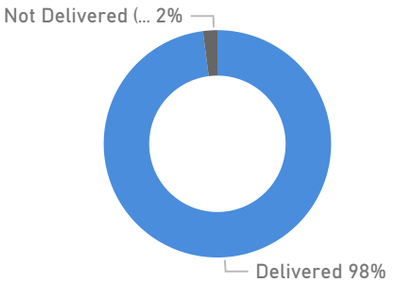

UGANDA- REFUGEE STATISTICS JANUARY 2024

Lobule

Total Population	Total Refugees
6,055	6,055
Total Households	Total Asylum-Seekers
964	0

Women and Children
84 %
5,065

Elderly
3 %
178

Female
53 %
3,193

Youth 15-24
28 %
1,724

Zones

Zone	HHs	Individuals
Zone B	494	3,188
Zone A	470	2,867

Age & Gender Breakdown

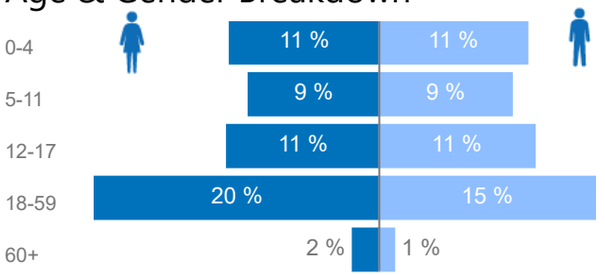

Country of Origin

Country of Origin	Total
Democratic Republic of the Congo	6,054
Somalia	1

Specific Needs

1,062 626

- Top 7

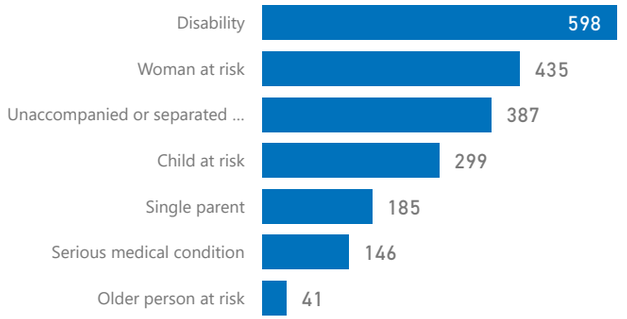

New Registration by Month

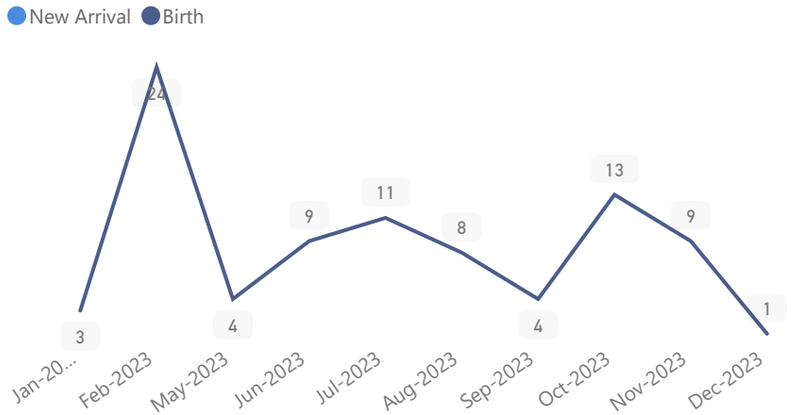

Occupation

- Top 5

36 % Have occupation

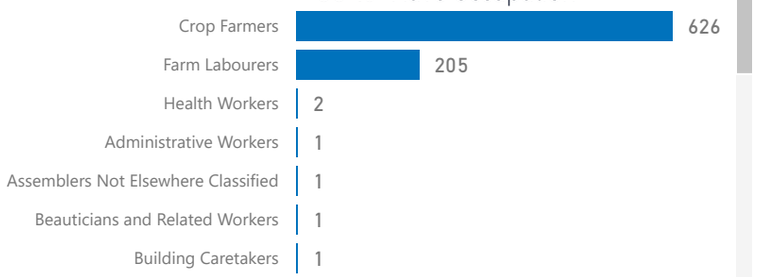

* Age is between 18 - 59 years for Occupation

Assistance Status

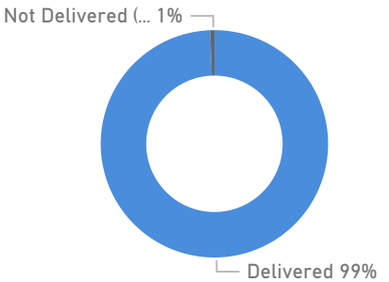

UGANDA- REFUGEE STATISTICS JANUARY 2024

Nakivale

Total Population	Total Refugees
183,384	179,903
Total Households	Total Asylum-Seekers
55,919	3,481

Women and Children
77 %
141,640

Female
50 %
92,575

Elderly
3 %
4,796

Youth 15-24
22 %
40,969

Top Zones

Zone	HHs	Individuals
Rubondo	29,888	84,779
Base Camp	17,339	67,385
Juru	8,247	30,262

Age & Gender Breakdown

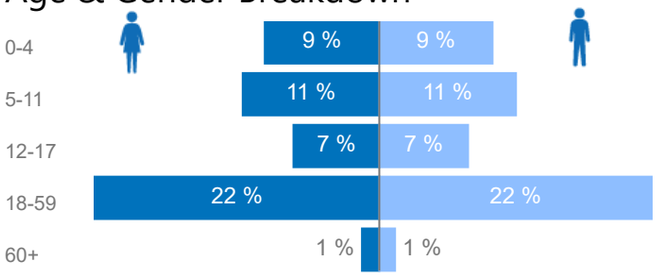

Country of Origin

Country of Origin	Total
Democratic Republic of the Congo	121,444
Burundi	32,428
Rwanda	15,326
Somalia	12,012
Ethiopia	1,052
Eritrea	858

Specific Needs - Top 7

24,137 13,413

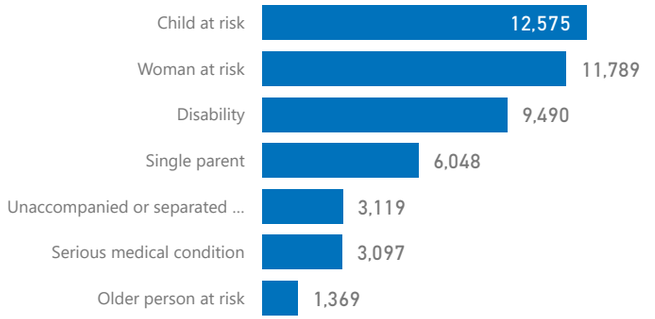

New Registration by Month

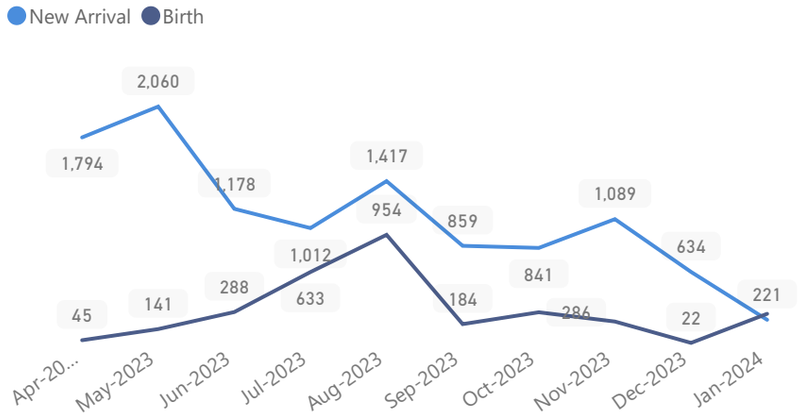

Occupation - Top 5

22 % Have occupation

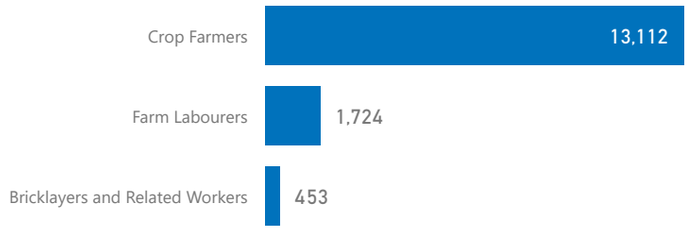

* Age is between 18 - 59 years for Occupation

Assistance Status

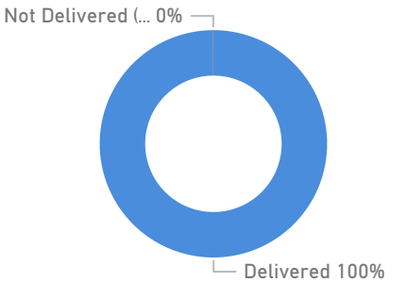

UGANDA- REFUGEE STATISTICS JANUARY 2024

Oruchinga

Total Population	Total Refugees
7,989	7,987
Total Households	Total Asylum-Seekers
1,759	2

Women and Children
80 %
6,406

Elderly
3 %
262

Female
52 %
4,115

Youth 15-24
21 %
1,700

Top Zones

Zone	HHs	Individuals
Kifunjo	547	2,341
Michinga	439	2,046
Busheka	436	2,009

Country of Origin

Country of Origin	Total
Democratic Republic of the Congo	4,145
Rwanda	2,066
Burundi	1,705
South Sudan	72
Sudan	1

Age & Gender Breakdown

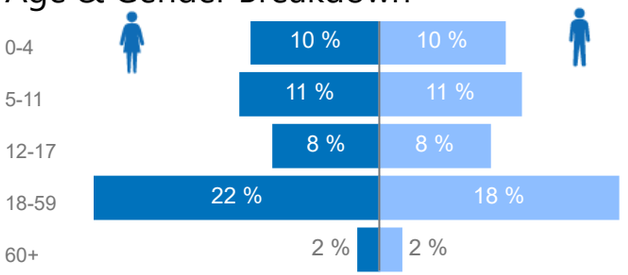

Specific Needs - Top 7

1,698 1,041

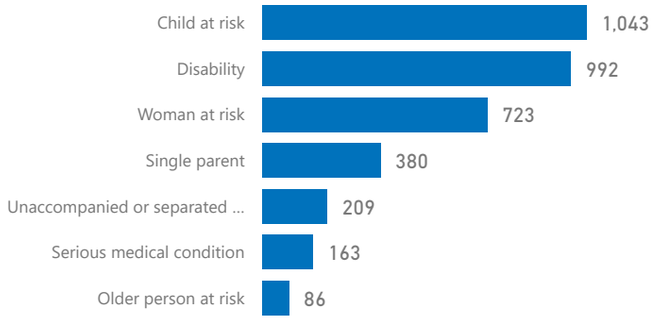

New Registration by Month

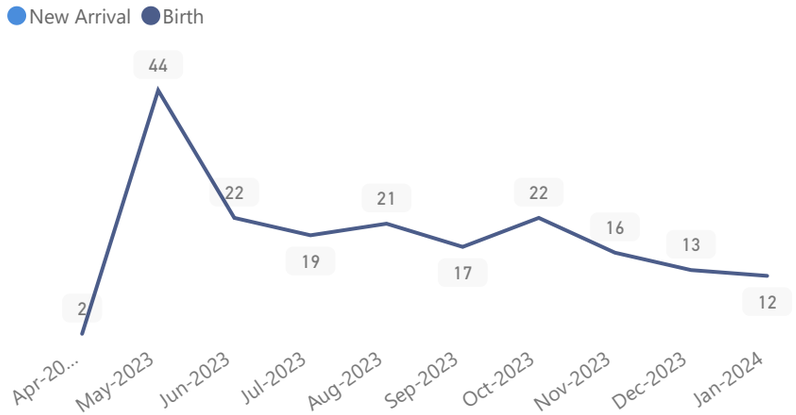

Occupation - Top 5

37 % Have occupation

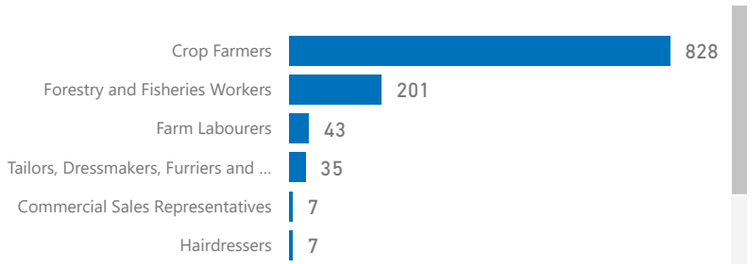

* Age is between 18 - 59 years for Occupation

Assistance Status

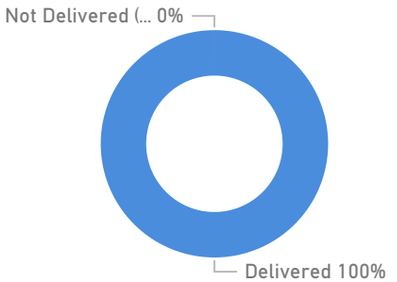

UGANDA- REFUGEE STATISTICS JANUARY 2024

Palabek

Total Population	Total Refugees
80,615	80,614
Total Households	Total Asylum-Seekers
17,099	1

Women and Children
84 %
67,823

Female
50 %
40,422

Elderly
2 %
1,431

Youth 15-24
26 %
21,099

Top Zones

Zone	HHs	Individuals
Zone 6	4,171	20,857
Zone 5B	2,790	12,471
Zone 7	2,196	10,748
Zone 4	1,803	7,809
Zone 5A	1,383	7,479
Zone 3	1,175	6,148
Zone 8	1,120	5,121
Zone 2	1,068	3,920
Zone 1	934	3,603
Zone 9	447	2,424

Country of Origin	Total
South Sudan	80,330
Sudan	238
Democratic Republic of the Congo	47

Age & Gender Breakdown

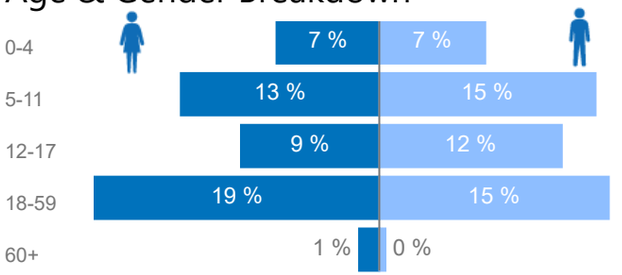

Specific Needs
- Top 7

4,863 2,581

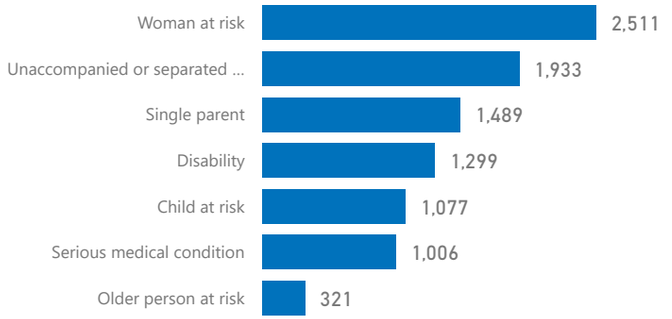

New Registration by Month

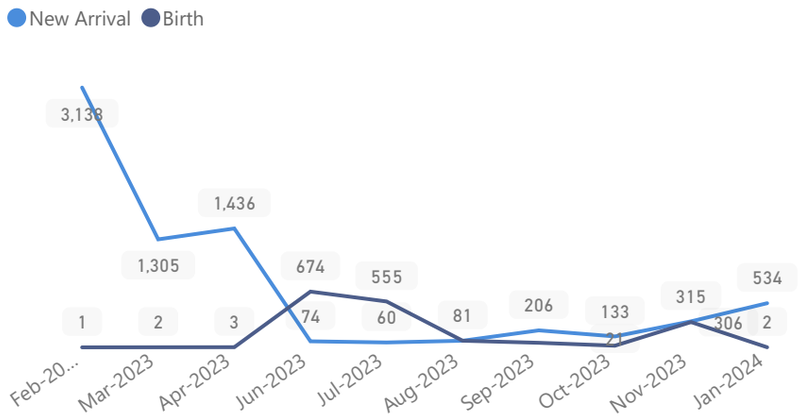

Occupation - Top 5

17 % Have occupation

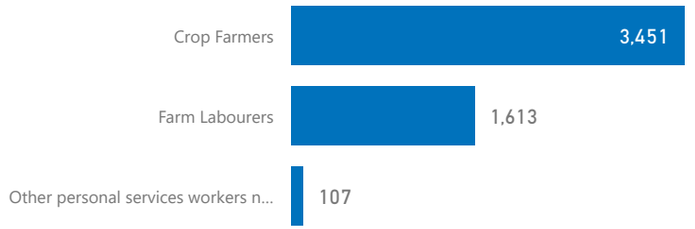

* Age is between 18 - 59 years for Occupation

Assistance Status

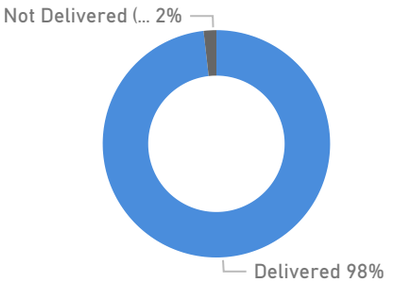

Source: Statistics - OPM (proGres)

Feedback: ugakareg@unhcr.org

Creation date: 05-Feb-2024

UGANDA- REFUGEE STATISTICS JANUARY 2024

Palorinya

Total Population	Total Refugees
129,522	129,513
Total Households	Total Asylum-Seekers
26,922	9

Women and Children
81 %
104,399

Female
53 %
68,205

Elderly
4 %
5,155

Youth 15-24
25 %
32,417

New Registration by Month

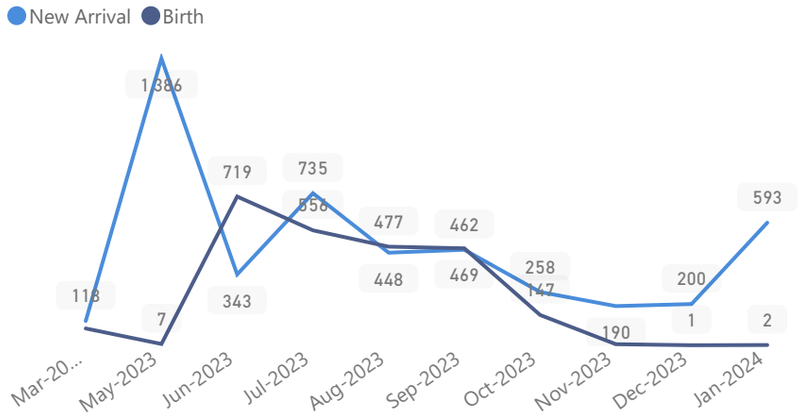

Top Zones

Zone	HHs	Individuals
Morobi	8,311	40,214
Dongo West	5,177	24,783
Chinyi	4,342	19,460
Basecamp Ibakwe	2,717	14,734
Dongo East	2,659	12,939
Belemaling	2,120	10,366
Budri	1,576	6,996

Country of Origin

Country of Origin	Total
South Sudan	129,426
Democratic Republic of the Congo	42
Sudan	38
Eritrea	12
Rwanda	2
Congo, Republic of the	1
Somalia	1

Occupation - Top 5

15 % Have occupation

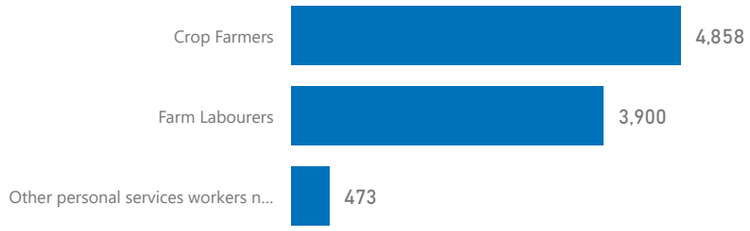

* Age is between 18 - 59 years for Occupation

Age & Gender Breakdown

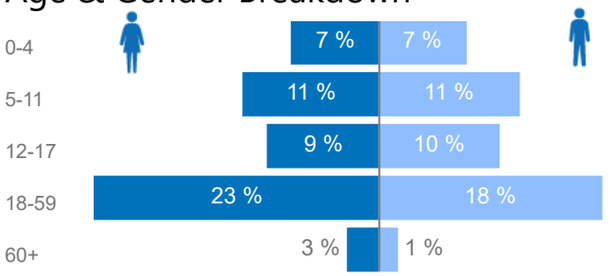

Specific Needs - Top 7

14,691 6,646

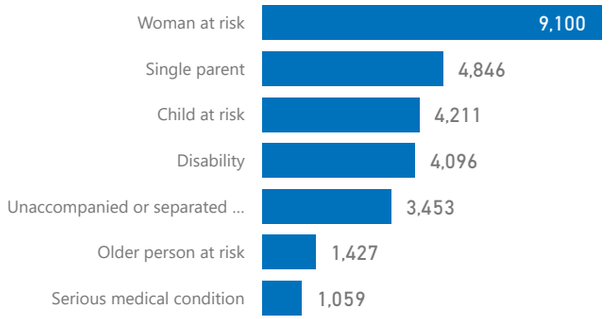

Assistance Status

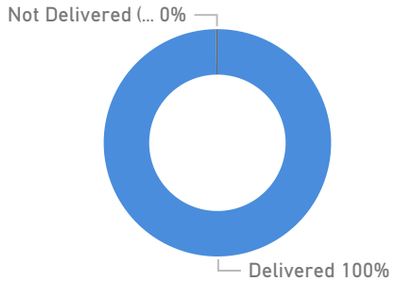

UGANDA- REFUGEE STATISTICS JANUARY 2024

Rhino

Total Population	Total Refugees
154,905	154,859
Total Households	**Total Asylum-Seekers**
28,524	46

Women and Children
82 %
126,262

Female
50 %
78,122

Elderly
2 %
3,159

Youth 15-24
29 %
44,338

New Registration by Month

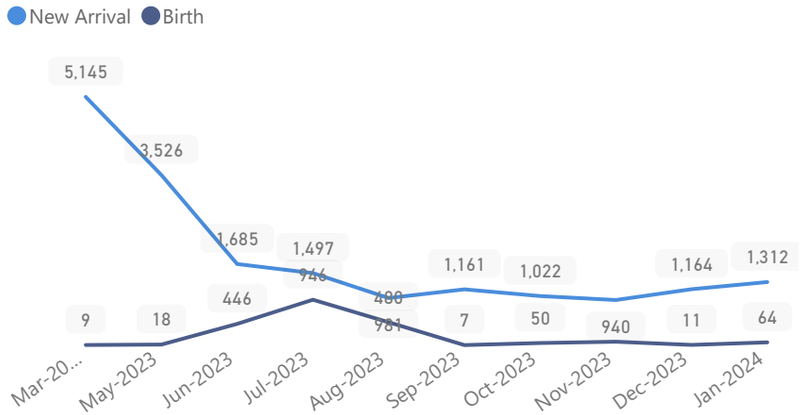

Zones

Zone	HHs	Individuals
Zone Vii	9,410	46,875
Zone Vi	4,970	26,702
Zone Ii	4,576	20,974
Zone Iii	3,652	19,303
Zone I	2,366	15,832
Zone V	1,853	14,440
Zone Iv	1,695	10,777

Country of Origin	Total
South Sudan	148,323
Democratic Republic of the Congo	5,178
Sudan	1,303
Rwanda	36
Central African Republic	23
Ethiopia	13

Occupation - Top 5

9 % Have occupation

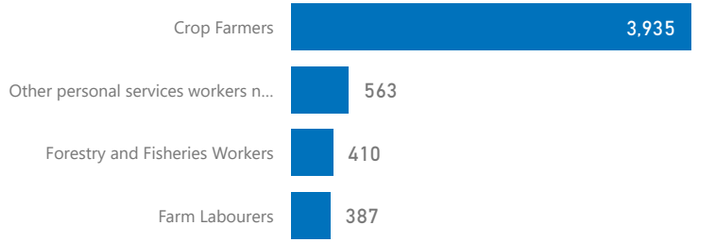

* Age is between 18 - 59 years for Occupation

Age & Gender Breakdown

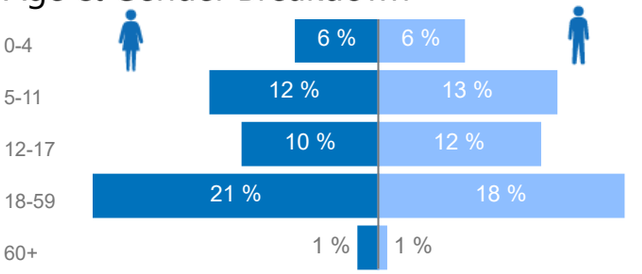

Specific Needs - Top 7

15,362 9,480

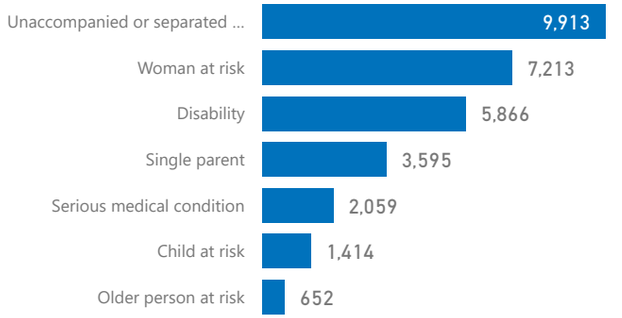

Assistance Status

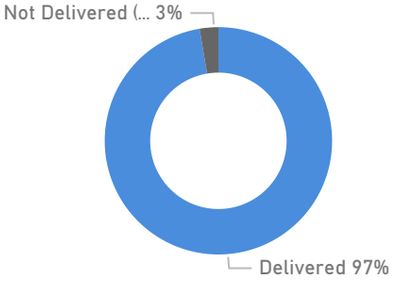

UGANDA- REFUGEE STATISTICS JANUARY 2024

Rwamwanja

Total Population	Total Refugees
95,419	94,295
Total Households	Total Asylum-Seekers
22,311	1,124

Women and Children
81 %
77,611

Female
51 %
49,113

Elderly
3 %
2,547

Youth 15-24
20 %
18,735

New Registration by Month

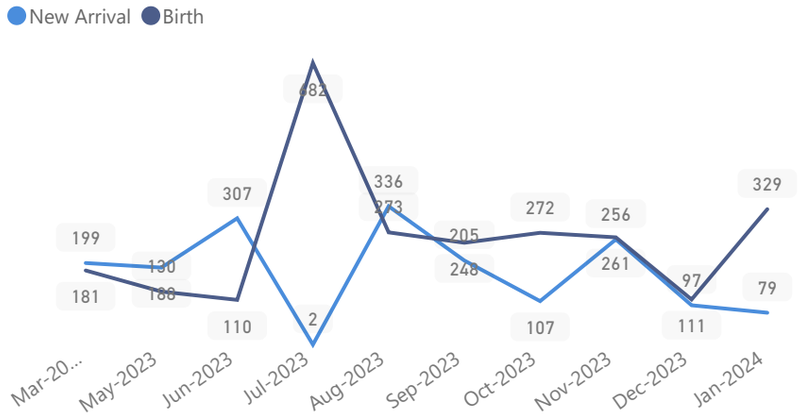

Top Zones

Zone	HHs	Individuals
Kyempango	10,056	37,117
Kaihora	2,227	11,365
Mahani	2,333	10,621
Ntenungi	1,761	8,574
Nkoma	1,752	8,561
Base Camp	1,890	8,443
Mahiga	952	4,315
Kikuura	563	2,648
Waijagahe	420	2,070
Buguta	336	1,657

Country of Origin	Total
Democratic Republic of the Congo	94,821
Rwanda	370
South Sudan	143
Burundi	59
Somalia	11
Kenya	7

Occupation - Top 5

46 % Have occupation

* Age is between 18 - 59 years for Occupation

Age & Gender Breakdown

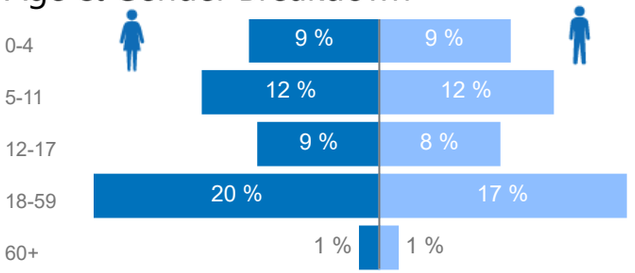

Specific Needs - Top 7

11,941 4,730

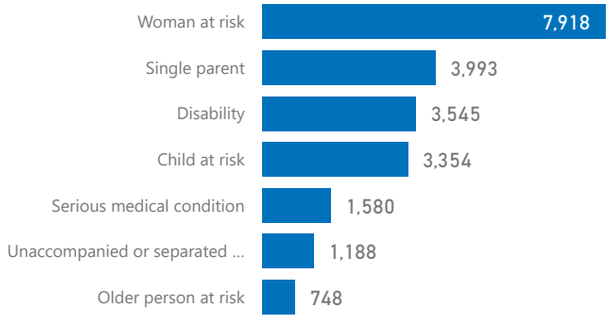
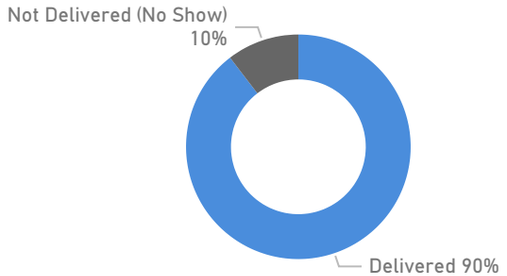
Assistance Status