Inter-Agency Coordination Türkiye

Cash-Based Interventions Technical Working Group

Ankara

February 13, 2024

Agenda

Agenda Items	Time	Responsible	Details
1. Welcome & Introductions	14.00 – 14.05	All partners	Welcome & Introductions
2. Review: Action Points & Announcements	14.05 – 14.10	UNHCR/TRC	Review of Action Points Announcements
3. Operational Planning	14.10 – 14.50	UNHCR/TRC/WFP	**Minimum Expenditure Basket, January 2024** • Introduction to MEB • Presentation from WFP&TRC on methodology, and January 2024 MEB • Q&A
	14.50 – 15.15	UNHCR/TRC	**MPCA Guidance Discussion for 2024** • Planned MPCA programs in 2024 • Discussion on MPCA transfer amount and frequency • Endorsement (digital vote)
	15.15 – 15.25	UNHCR/TRC	**GBV Risk Mitigation in CVA Workplan** • Update regarding organization-specific action plans
	15.25 – 15.35	UNHCR/TRC	**CBI Mapping 2023** • Commence the CBI Mapping 2023 process
4. AoB	15.35 – 15.45		Any other business • Disinformation regarding on-going CVAs

Welcome & Introductions

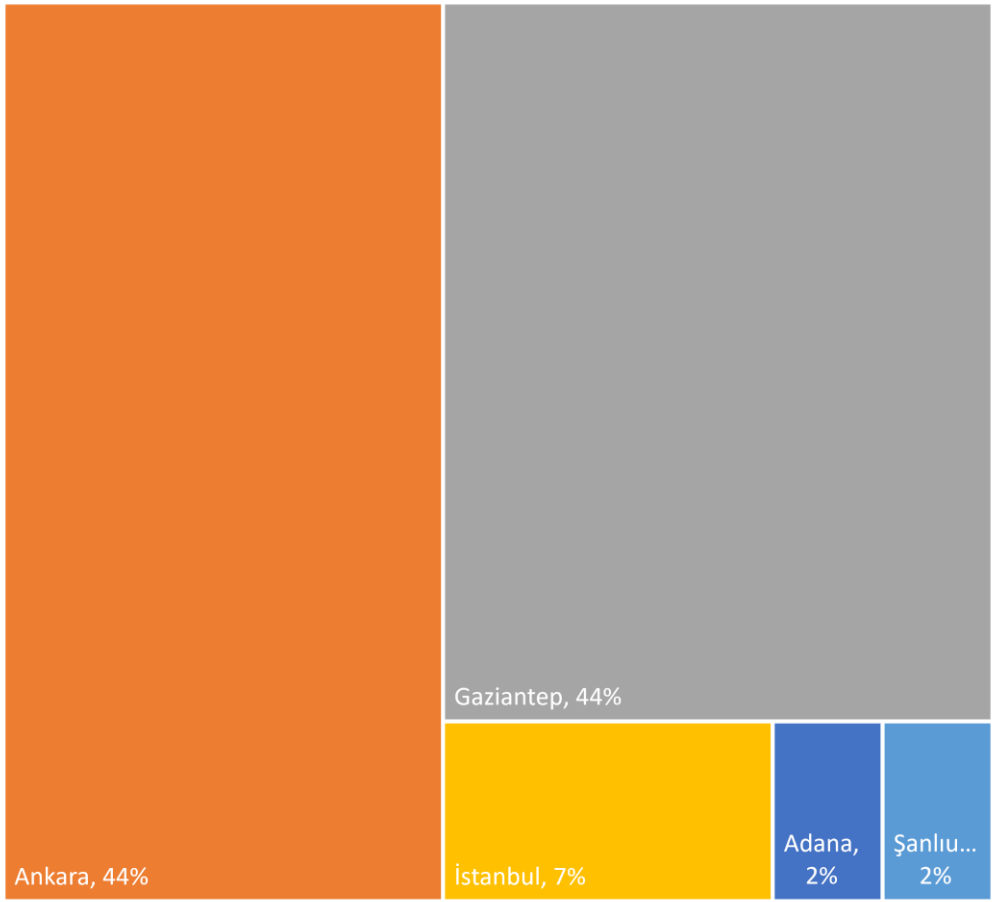

CARE
CashCap
Concern Worldwide
DG ECHO
DRC
GIZ
Hope Revival Organisation
IBC
IOM
Medair
Olive Branch
Orange
PRM – US Embassy
Save the Children
Shafak
Sened
SEVKAR
SGDD-ASAM
Support to Life
Takaful Alsham
TRC
Trust Consultancy
UNFPA
UNHCR
UNICEF
UOSSM-DER
Violet
WFP
WHH
World Vision International
YSYD

Review Action Points

Action Points	Progress
Co-chairs to disseminate updated workplan and ToR for 2024	Done
Members to provide feedback for 2023 Performance Evaluation Survey until the end of January	Done
Co-chairs to disseminate CVA Learning Event Final Report	Done
Co-chairs to disseminate CVA Skills Gap Analysis widely (Deadline: Feb 16)	Done
Members to provide feedback on ToR and Workplan and indicate the activities they can provide support	In progress

Minimum Expenditure Basket, January 2024

Minimum Expenditure Basket, January 2024 (40 min)

- Introduction to MEB
- Presentation from WFP&TRC on methodology, and January 2024 MEB
- Q&A

Minimum Expenditure Basket

Methodology, Composition, and Profiling

Meryem AY KESGIN
Nur Duygu KETEN SAV
Aykut KUTLU

BNWG Meeting, 13 February 2024

Developing a Minimum Expenditure Basket

Three main approaches to MEB development

Rights-Based Approach

- Uses assessed needs and standards:
  - International human rights and humanitarian standards
  - Sphere standards
  - National technical standards
- Local market prices to define the cost

Expenditure-Based Approach

- Focuses on the effective demand
- Local consumption patterns
- Defines the composition and costs of the basket

Hybrid Approach

- A pragmatic option
- Combining both the rights and expenditure-based approaches

The Standards

CORE HUMANITARIAN STANDARDS:
https://corehumanitarianstandard.org/#:~:text=The%20CHS%20is%20a%20globally,to%20address%20potential%20power%20imbalances.

SPHERE HANDBOOK:
https://reliefweb.int/report/world/sphere-handbook-humanitarian-charter-and-minimum-standards-humanitarian-response-2018?gad_source=1&gclid=Cj0KCQiApOyqBhDlARIsAGfnyMp2Jn-Zif8RxsgfZOsvjBHkxRkeJDgWS-xmh3AP1I0YCIqqtEgIHSgaAuAZEALw_wcB

Expenditure data says food cost is the largest component of basic needs…

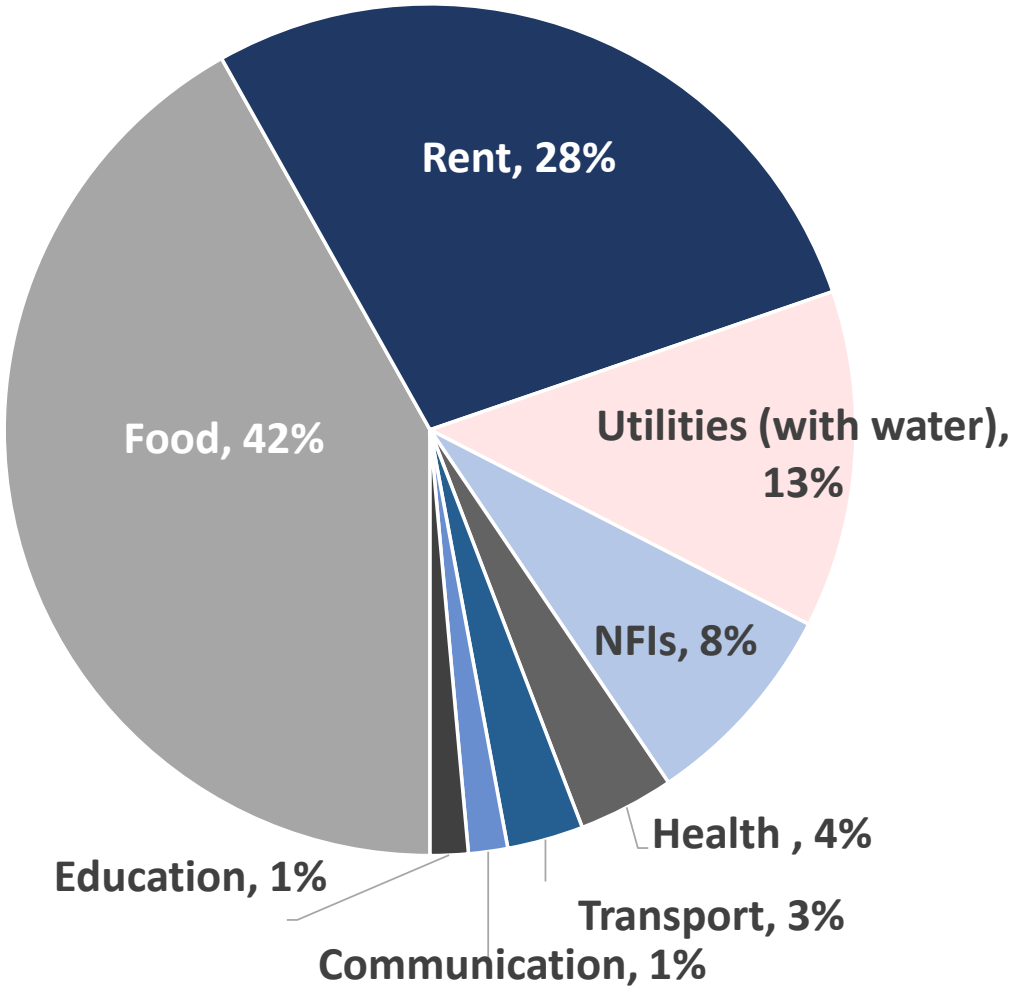

WFP World Food Programme

Developing a Food Basket in Turkiye

Started with Syrian refugees

WFP World Food Programme

WFP Grouping of Food Items

FOOD GROUPS	FOOD ITEMS	Weight	Justification
Cereals and Tubers	Rice, pasta, bread, bulgur, potatoes	2	Energy dense, some protein, micro-nutrients
Pulses	Beans. peas, lentils, groundnuts and other nuts	3	Energy dense, high protein, micro-nutrients, but low fat
Vegetables	Vegetables and leaves	1	Low energy, low protein, no fat, micro-nutrients
Fruit	Fruits	1	Low energy, low protein, no fat, micro-nutrients
Meat and fish	Beef, chicken, lamb, goat, eggs, fish	4	Highest quality protein, easily absorbable micro-nutrients, energy dense, fat
Milk	Milk, yogurt and other dairy	4	Highest quality protein, micro-nutrients, energy dense, Vitamin A
Sugar	Sugar and sugar products	0.5	Empty calories
Oil	Oils, fats and butter	0.5	Energy dense but usually no other micro-nutrients
Condiments	Condiments	0	-

World Food Programme

Developing a Nutritious Food Basket

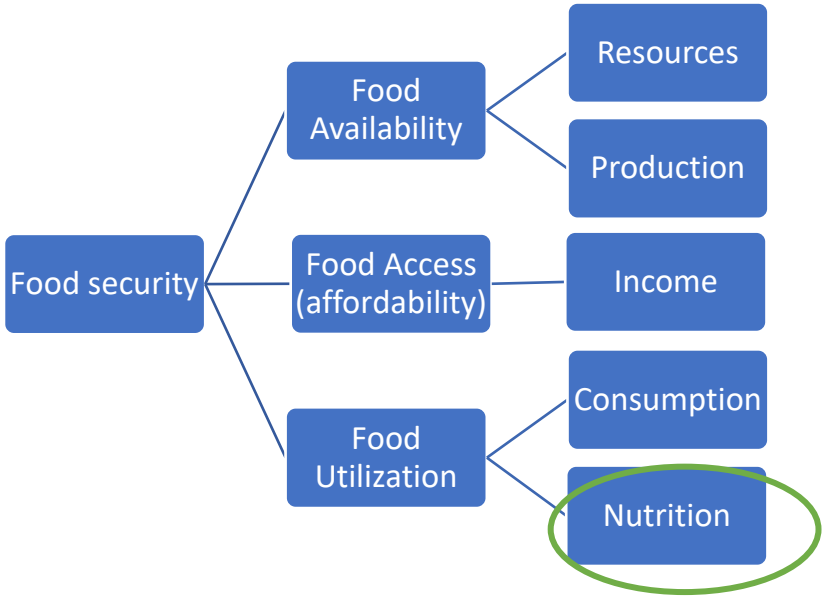

Nutritional Food Intake

Nutrient	Minimum population requirements
Energy	2,100kCal
Protein	53g (10% of total energy)
Fat	40g (17% of total energy)
Vitamin A	550µg retinol activity equivalents (RTE)
Vitamin D	6.1µg
Vitamin E	8.0mg alpha-tocopherol equivalents (alpha TE)
Vitamin K	48.2µg
Vitamin B1 (thiamine)	1.1mg
Vitamin B2 (riboflavin)	1.1mg
Vitamin B3 (niacin)	13.8mg niacin equivalents (NE)
Vitamin B6 (pyridoxine)	1.2mg
Vitamin B12 (cobalamin)	2.2µg
Folate	363µg dietary folate equivalents (DFE)
Pantothenate	4.6mg
Vitamin C	41.6mg
Iron	32mg
Iodine	138µg
Zinc	12.4mg
Copper	1.1mg
Selenium	27.6µg
Calcium	989mg
Magnesium	201mg

2,100 kcal
are provided per person

10-12%
of calories come from protein

17%
of calories come from fat

WFP World Food Programme

Source: The Sphere Handbook, 2018. Based on FAO and WHO, 2004.

Developing a Nutritious Food Basket

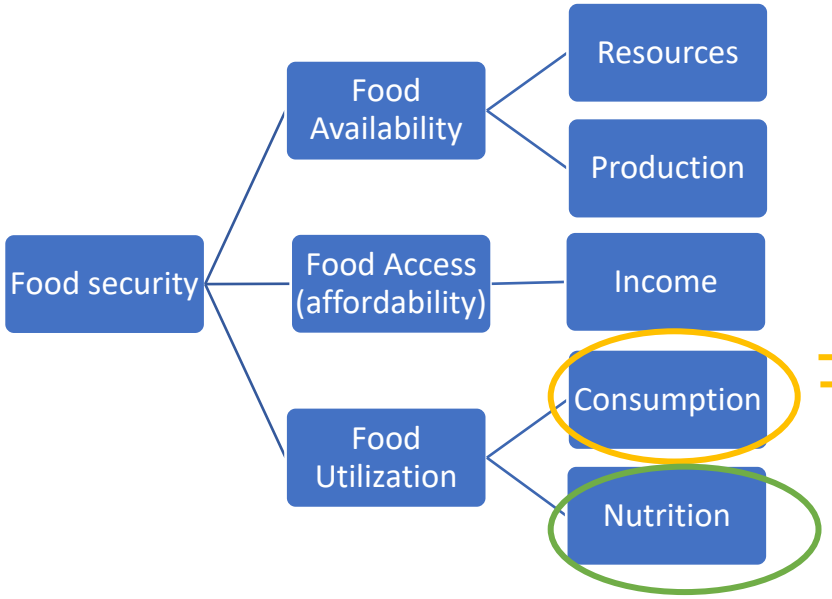

- Lebanon Itemized Receipts
- Comprehensive Vulnerability Monitoring Exercise, consumption and monthly expenditure data
- Pre-Assistance Baseline
- In-camp Post-distribution Monitoring
- NutVal Database

Monthly Food Basket		
Item	Quantity	Unit
Bread		
Rice		
Bulgur		
Beans		
Eggs		
Yoghurt		
White Cheese		
Tomatoes		
Cucumber		
Sunflower Oil		
Sugar		
Salt		
Tea		

One size may not fit all!

Customization for different target groups

- Children under 2 years old *(baby formulas?)*
- Children under 5 years old (growth related, calcium-rich food items)
- Pregnant and lactating women
- Elderly with food restrictions (high blood pressure etc.)
- Disabled and chronically ill (diabetes, gluten or lactose intolerance etc.)
- Beliefs and habits (vegetarian, pork-prohibited etc.)

WFP World Food Programme

For details on WFP food basket for refugees in Turkey: https://reliefweb.int/report/turkey/revising-food-basket-minimum-expenditure-basket-analysis-calculate-realistic-cost

Nutritional calculations

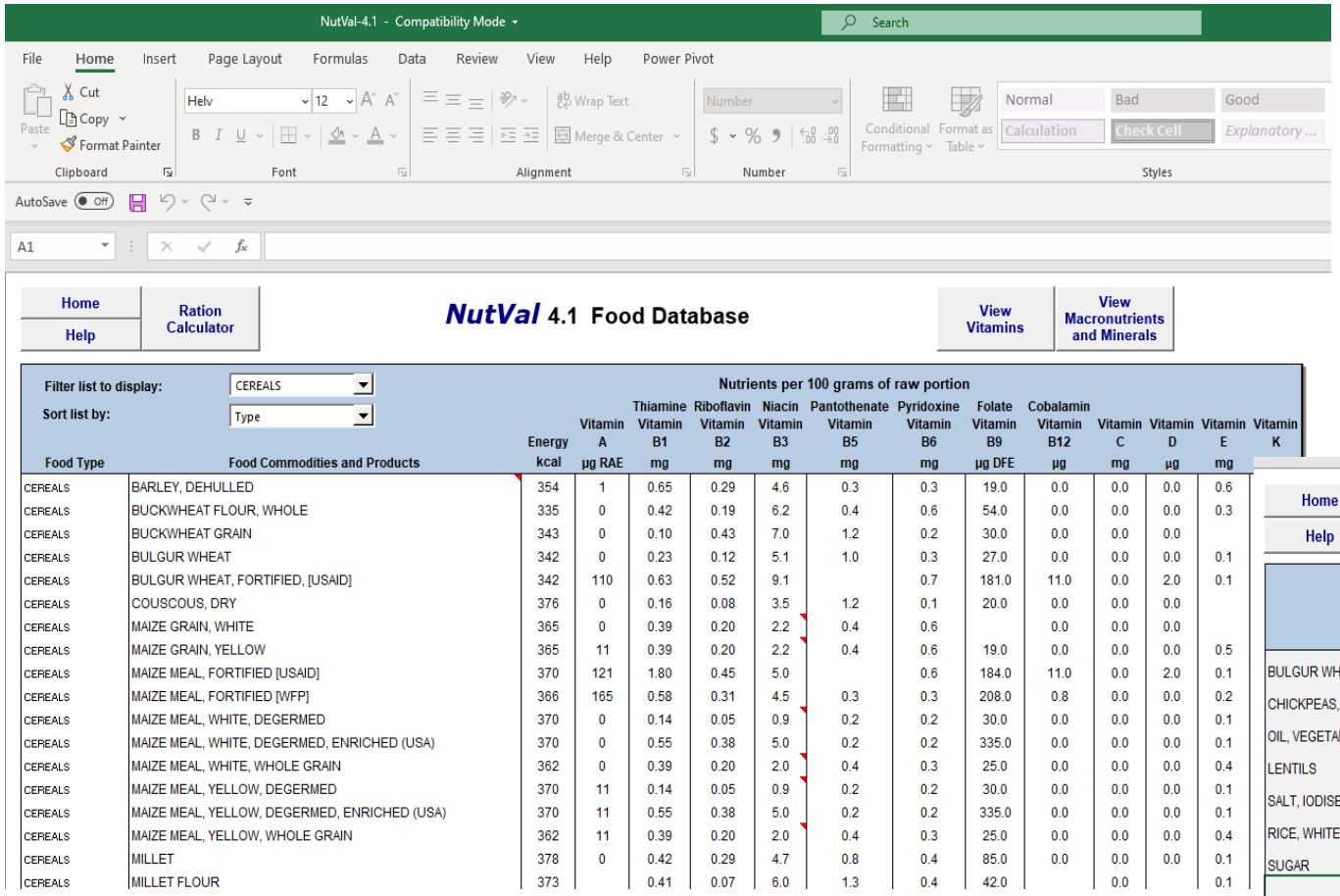

Food Type	Food Commodities and Products	Energy kcal	Vitamin A µg RAE	Thiamine Vitamin B1 mg	Riboflavin Vitamin B2 mg	Niacin Vitamin B3 mg	Pantothenate Vitamin B5 mg	Pyridoxine Vitamin B6 mg	Folate Vitamin B9 µg DFE	Cobalamin Vitamin B12 µg	Vitamin C mg	Vitamin D µg	Vitamin E mg	Vitamin K
CEREALS	BARLEY, DEHULLED	354	1	0.65	0.29	4.6	0.3	0.3	19.0	0.0	0.0	0.0	0.6	
CEREALS	BUCKWHEAT FLOUR, WHOLE	335	0	0.42	0.19	6.2	0.4	0.6	54.0	0.0	0.0	0.0	0.3	
CEREALS	BUCKWHEAT GRAIN	343	0	0.10	0.43	7.0	1.2	0.2	30.0	0.0	0.0	0.0		
CEREALS	BULGUR WHEAT	342	0	0.23	0.12	5.1	1.0	0.3	27.0	0.0	0.0	0.0	0.1	
CEREALS	BULGUR WHEAT, FORTIFIED, [USAID]	342	110	0.63	0.52	9.1		0.7	181.0	11.0	0.0	2.0	0.1	
CEREALS	COUSCOUS, DRY	376	0	0.16	0.08	3.5	1.2	0.1	20.0	0.0	0.0	0.0		
CEREALS	MAIZE GRAIN, WHITE	365	0	0.39	0.20	2.2	0.4	0.6		0.0	0.0	0.0		
CEREALS	MAIZE GRAIN, YELLOW	365	11	0.39	0.20	2.2	0.4	0.6	19.0	0.0	0.0	0.0	0.5	
CEREALS	MAIZE MEAL, FORTIFIED [USAID]	370	121	1.80	0.45	5.0		0.6	184.0	11.0	0.0	2.0	0.1	
CEREALS	MAIZE MEAL, FORTIFIED [WFP]	366	165	0.58	0.31	4.5	0.3	0.3	208.0	0.8	0.0	0.0	0.2	
CEREALS	MAIZE MEAL, WHITE, DEGERMED	370	0	0.14	0.05	0.9	0.2	0.2	30.0	0.0	0.0	0.0	0.1	
CEREALS	MAIZE MEAL, WHITE, DEGERMED, ENRICHED (USA)	370	0	0.55	0.38	5.0	0.2	0.2	335.0	0.0	0.0	0.0	0.1	
CEREALS	MAIZE MEAL, WHITE, WHOLE GRAIN	362	0	0.39	0.20	2.0	0.4	0.3	25.0	0.0	0.0	0.0	0.4	
CEREALS	MAIZE MEAL, YELLOW, DEGERMED	370	11	0.14	0.05	0.9	0.2	0.2	30.0	0.0	0.0	0.0	0.1	
CEREALS	MAIZE MEAL, YELLOW, DEGERMED, ENRICHED (USA)	370	11	0.55	0.38	5.0	0.2	0.2	335.0	0.0	0.0	0.0	0.1	
CEREALS	MAIZE MEAL, YELLOW, WHOLE GRAIN	362	11	0.39	0.20	2.0	0.4	0.3	25.0	0.0	0.0	0.0	0.4	
CEREALS	MILLET	378	0	0.42	0.29	4.7	0.8	0.4	85.0	0.0	0.0	0.0	0.1	
CEREALS	MILLET FLOUR	373		0.41	0.07	6.0	1.3	0.4	42.0		0.0		0.1	

https://www.nutval.net/

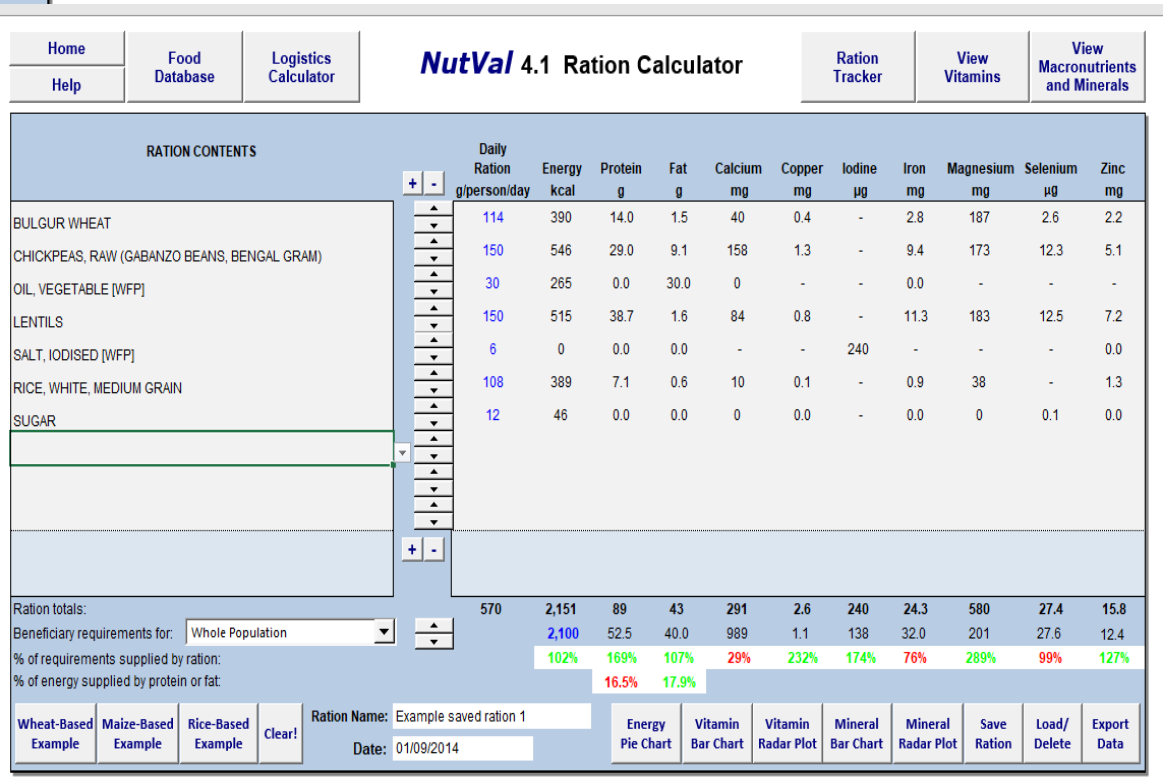

RATION CONTENTS	Daily Ration g/person/day	Energy kcal	Protein g	Fat g	Calcium mg	Copper mg	Iodine µg	Iron mg	Magnesium mg	Selenium µg	Zinc mg
BULGUR WHEAT	114	390	14.0	1.5	40	0.4	-	2.8	187	2.6	2.2
CHICKPEAS, RAW (GABANZO BEANS, BENGAL GRAM)	150	546	29.0	9.1	158	1.3	-	9.4	173	12.3	5.1
OIL, VEGETABLE [WFP]	30	265	0.0	30.0	0	-	-	0.0	-	-	-
LENTILS	150	515	38.7	1.6	84	0.8	-	11.3	183	12.5	7.2
SALT, IODISED [WFP]	6	0	0.0	0.0	-	-	240	-	-	-	0.0
RICE, WHITE, MEDIUM GRAIN	108	389	7.1	0.6	10	0.1	-	0.9	38	-	1.3
SUGAR	12	46	0.0	0.0	0	0.0	-	0.0	0	0.1	0.0
Ration totals:	570	2,151	89	43	291	2.6	240	24.3	580	27.4	15.8
Beneficiary requirements for: Whole Population		2,100	52.5	40.0	989	1.1	138	32.0	201	27.6	12.4
% of requirements supplied by ration:		102%	169%	107%	29%	232%	174%	76%	289%	99%	127%
% of energy supplied by protein or fat:			16.5%	17.9%							

WFP World Food Programme

Developing a Nutritious Food Basket

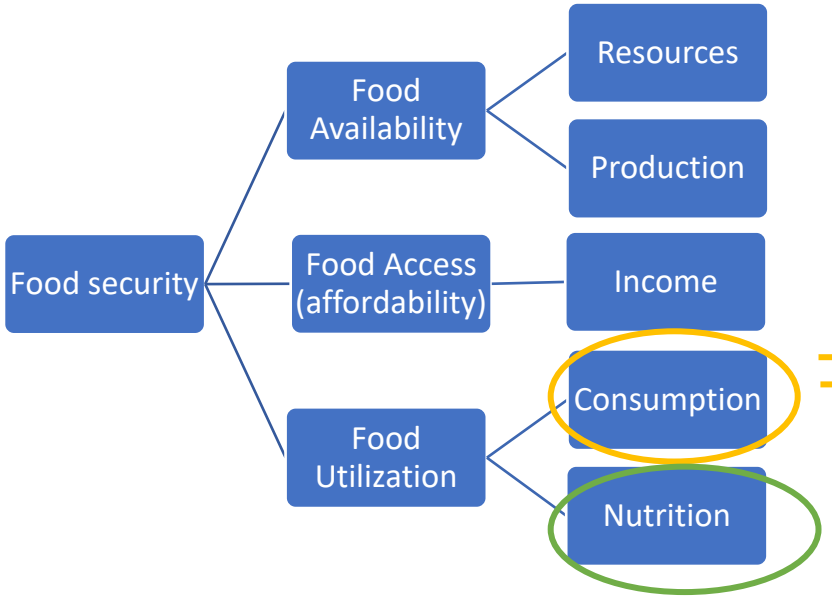

- Lebanon Itemized Receipts
- Comprehensive Vulnerability Monitoring Exercise, consumption and monthly expenditure data
- Pre-Assistance Baseline
- In-camp Post-distribution Monitoring
- NutVal Database

Monthly Food Basket		
Item	**Quantity**	**Unit**
Bread	7.5	kg
Rice	3	kg
Bulgur	1.5	kg
Beans	1.5	kg
Eggs	30	piece
Yoghurt	1.5	kg
White Cheese	1.5	kg
Tomatoes	0.9	kg
Cucumber	0.9	kg
Sunflower Oil	0.75	kg
Sugar	1.5	kg
Salt	0.15	kg
Tea	0.15	kg

One size may not fit all!

Customization for different target groups

- Children under 2 years old *(baby formulas?)*
- Children under 5 years old (growth related, calcium-rich food items)
- Pregnant and lactating women
- Elderly with food restrictions (high blood pressure etc.)
- Disabled and chronically ill (diabetes, gluten or lactose intolerance etc.)
- Beliefs and habits (vegetarian, pork-prohibited etc.)

WFP World Food Programme

For details on WFP food basket for refugees in Turkey: https://reliefweb.int/report/turkey/revising-food-basket-minimum-expenditure-basket-analysis-calculate-realistic-cost

Developing the non-Food components

Basic Needs - Sectors other than food

Sector	Component
Non-food items	• Laundry Detergent • Dishwashing detergent • Disinfectants / cleaning fluids • Toilet paper • Bath Soap • Dental Hygiene items • Hair care products (shampoo) • Diapers • Shaving articles • Hygiene ped
Accommodation	• Rent • Water • Electricity • Tube Gas canister
Education	• Notebook • Pencil • Other stationary
Health	• Specialist visits • Medicine
Transportation	• Public transportation rides
Communication	• Monthly cell phone service

Clothes
Shoes
Furniture
Towels
Curtains
Social events
Repairment
Construction
…
…

On what items/services the affected population spend money on?

What items are needed for a dignified life?

Are these items monitorable?

WFP World Food Programme

Next Step to MEB:

Target Population Profiling

WFP World Food Programme | TÜRK KIZILAY

Profiling different refugees in Turkiye

	Syrian refugee profile in Turkiye	Ukrainian refugee profile in Turkiye
Average HH size	6	4
Children below age 4	2 (1 toddler, 1 baby)	1 (baby)
Children (Age 5-17)	2	2
Age 18-64	2	1

Source: PMM registration data, ESSN data

MEB differences for WFP-TRC assisted refugees in Turkiye

	Syrian refugees	Ukrainian refugees
Food • **Bulgur vs Pasta** • **Tea vs coffee**	50 gr bulgur 15 gr tea	60 gr pasta 5 gr instant coffee
Non-food items • **Diapers** • **Hygiene ped** • **Toilet paper**	(1 baby 1 toddler) 300 diapers per month 30 pieces 24 rolls (6 people HH)	(1 baby) 180 diapers 32 pieces (due to package size) 16 rolls (4 people HH)
Health	3 visits Medicine	3 visits Medicine
Education	2 children Notebook Pencil Other stationary	2 children Notebook Pencil Other stationary
Transportation	32 public transportation rides	32 public transportation rides
Communication	1 monthly cell phone service	1 monthly cell phone service
Shelter	*Covered by the camp management*	*Covered by the camp management*

WFP World Food Programme | TÜRK KIZILAY

Kahramanmaraş Earthquake Emergency

MEB Methodology

WFP World Food Programme | TÜRK KIZILAY | IFRC

Target Population Profile

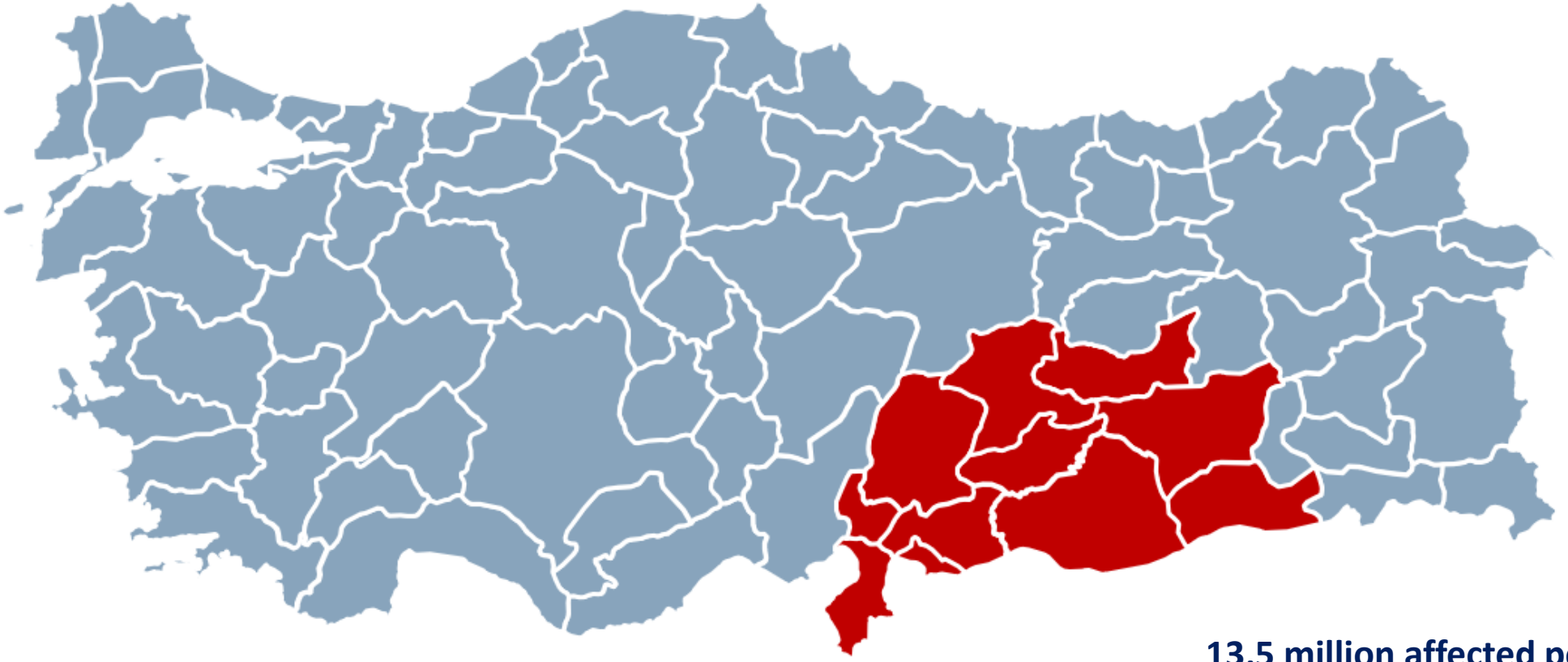

13,5 million affected population
10 provinces

WFP World Food Programme | TÜRK KIZILAY | IFRC

Monthly Food Basket Components

- Crosschecked with the Turkish food consumption
  - Ramadan in-kind food boxes of different markets offered
- Geographical proximity of the earthquake affected zone to the Syrian border and similarity in staple consumption habits
- Emergency phase – running against time
- Remained unchanged

Item	Quantity	Unit
Bread	7.5	kg
Rice	3	kg
Bulgur	1.5	kg
Yogurt	1.5	kg
White cheese	30	piece
Eggs	1.5	kg
Sunflower oil	1.5	kg
Tomato	0.9	kg
Cucumber	0.9	kg
Beans	0.75	kg
Sugar	1.5	kg
Salt	0.15	kg
Tea	0.15	kg

WFP World Food Programme | TÜRK KIZILAY | IFRC

Non-food Components

- Rooted mostly from the rights-based approach
- Setting is already in Turkiye
- Remained unchanged

Sector	Component
Non-food items	• Laundry Detergent • Dishwashing detergent • Disinfectants / cleaning fluids • Toilet paper • Bath Soap • Dental Hygiene items • Hair care products • Diapers • Shaving articles • Hygiene ped
Accommodation	• Rent • Water • Electricity • Tube Gas canister
Education	• Notebook • Pencil • Other stationary
Health	• Specialist visits • Medicine
Transportation	• Public transportation rides
Communication	• Monthly cell phone service

WFP World Food Programme | TÜRK KIZILAY | IFRC

Target Population Profile

	Population before the earthquake
Average HH size	4.1
Children below age 4	9.5%
Children (Age 5-17)	25.5%
Age 18-64	57.9%
Age 65+	7.1%

5 People Household

1 baby

1 school age child

3 adult

Source: Turkish Statistical Institute, Address Based Population Registration System, 2022 & Field observations – February 2023

MEB
Cost Calculations

Deciding on the data source and monitoring methodology

- **Turkish Statistical Institute**
  - Item prices: April 2022
  - Monthly Inflation rates
  - **Item index**
    - EuroStat accreditation
    - 7-digit vs 5-digit
  - **Direct proportion calculation**
    - April 2022 onwards
  - **Data period: April 2022- February 2023**
    - Over 27000 market visits, monthly
    - Enables retrospective analysis

- **Chain Market Analysis**
- **Items**
  - Food
  - Non-food items
- **Chain Markets**
  - BİM, Şok, A101, and Migros
  - Multiple branches in various neighborhoods
  - Wide supply network
- **Data period: February 2023**

TurkStat Index Calculation – February 2023

	5 People Household (TRY)	Per person share (TRY)
Food	3222	644
Non-food	615	123
Rent	2146	429
Utilities (with water)	986	197
Health	280	56
Education	111	22
Transportation	223	45
Communication	114	23
TOTAL MEB	**7696**	**1539**

Chain Market Calculation – February 2023

	5 People Household (TRY)	Per person share (TRY)
Food	3105	621
Non-food	478	96
Rent	2146	429
Utilities (with water)	986	197
Health	280	56
Education	111	22
Transportation	223	45
Communication	114	23
TOTAL MEB	**7444**	**1489**

Outcome Comparison

	HOUSEHOLD		INDIVIDUAL		
	TurkStat	Chain market	TurkStat	Chain market	Difference
Food	3222	3105	644	621	23
Non-food	615	478	123	96	27
Rent	2146	2146	429	429	0
Utilities (with water)	986	986	197	197	0
Health	280	280	56	56	0
Education	111	111	22	22	0
Transportation	223	223	45	45	0
Communication	114	114	23	23	0
TOTAL MEB	**7696**	**7444**	**1539**	**1489**	51

Earthquake MEB

Current costs as of January 2024

WFP World Food Programme | TÜRK KIZILAY | IFRC

Indexed Calculation MEB Trends January 2022 - January 2024

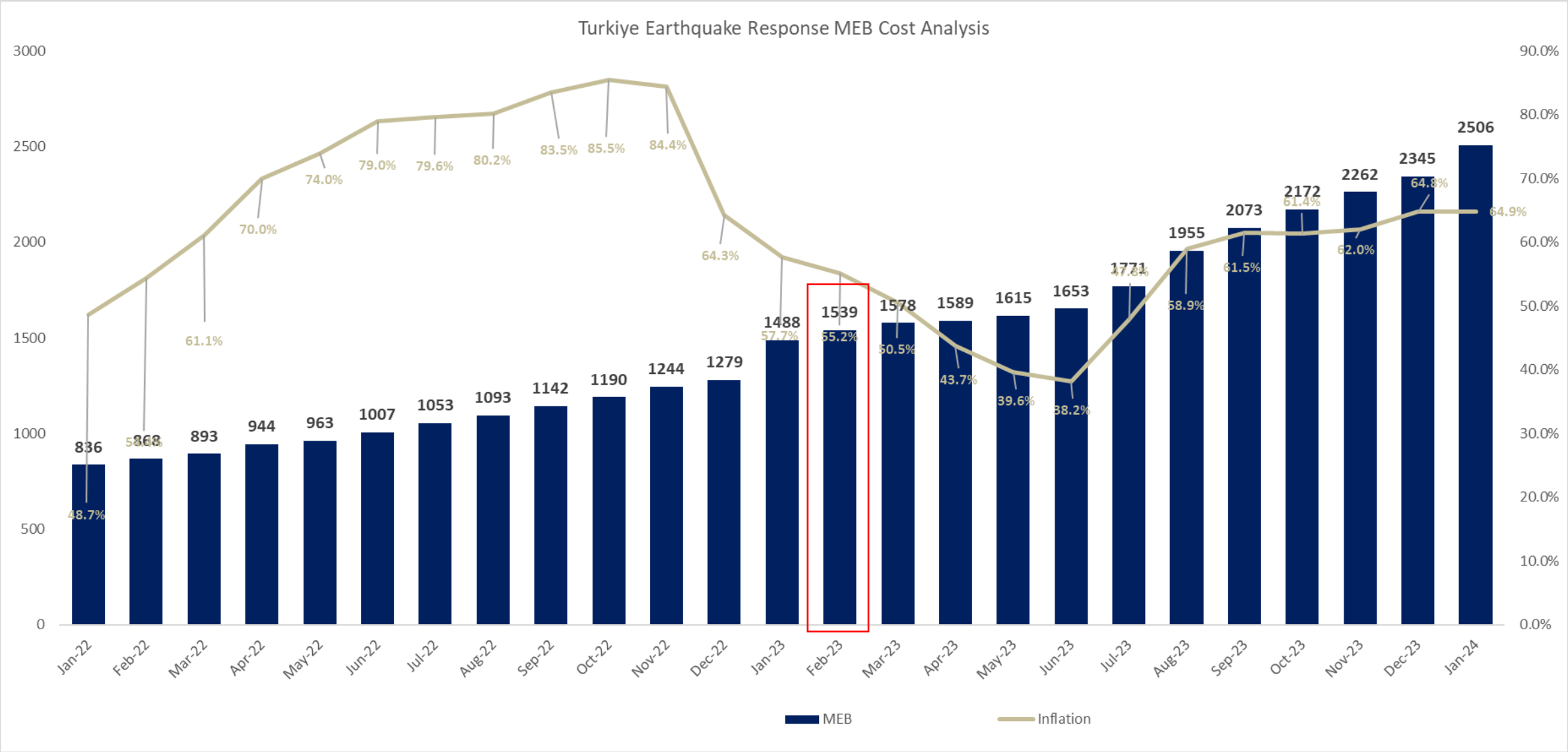

WFP World Food Programme | TÜRK KIZILAY | IFRC

Sectoral Share of MEB costs – January 2024

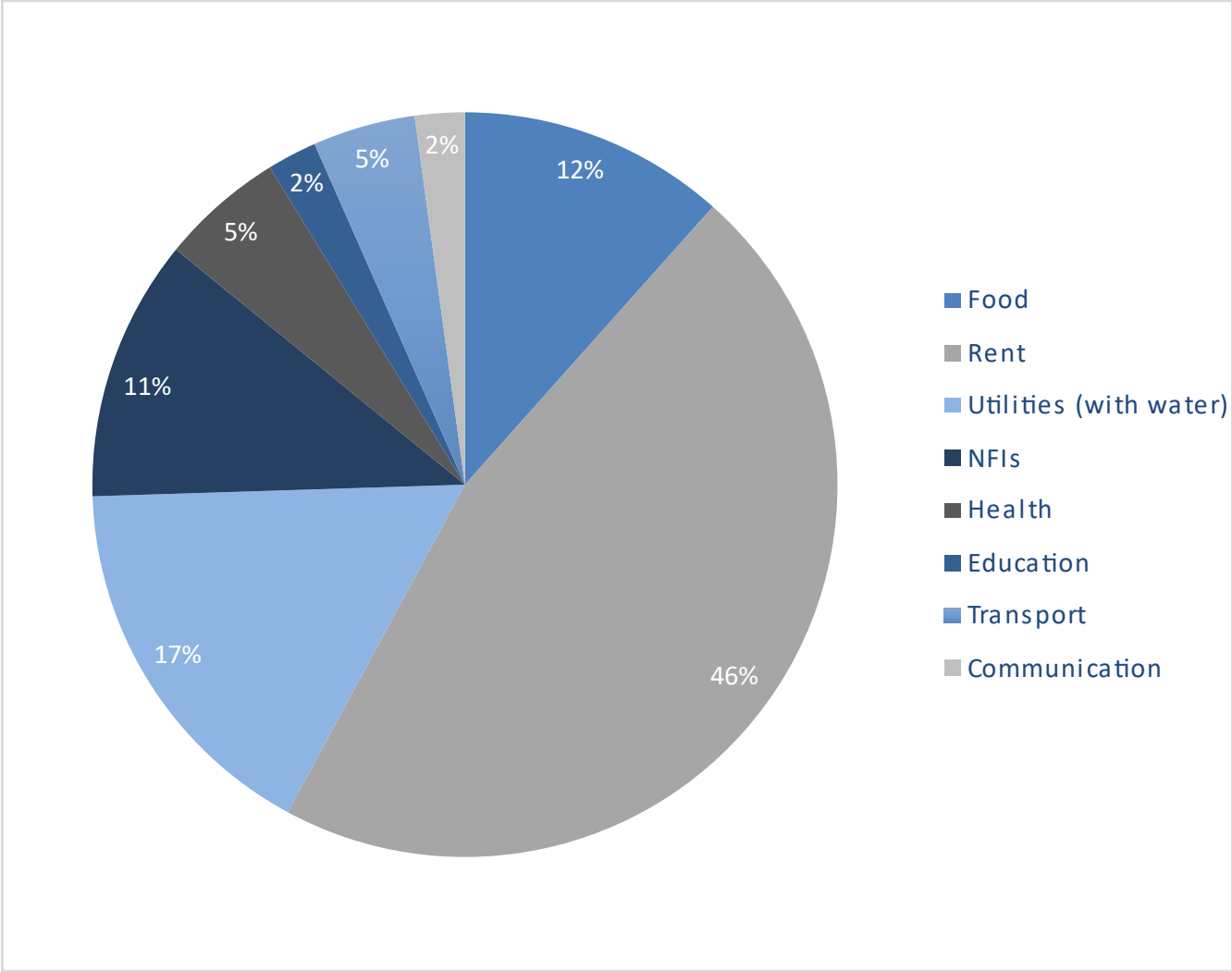

Web scraping Market Data– January 2024 Comparison

Commodities	5 people hh TUIK	Per Person TUIK	5 people hh Market	Per Person Market
Food	4662	932	4637	927
Rent	4428	886	4428	886
Utilities (with water)	1320	264	1253	251
NFIs	888	178	1353	271
Health	461	92	461	92
Education	159	32	142	28
Transport	451	90	424	85
Communication	162	32	162	32
MEB Cost	12531	2506	12859	2572

- Chain markets have higher NFI cost, but food is more costly in TRC
- 66 TRY difference, but makes 2% difference
  - Cost utilization
    - Field operation costs are higher
    - TurkStat data is free
- Disadvantage: National level data

WFP World Food Programme

Thank You

WFP World Food Programme | TÜRK KIZILAY | IFRC

MPCA Guidance Discussion for 2024

MPCA Guidance Discussion for 2024 (25 min)

- Planned MPCA programs in 2024
- Discussion on MPCA transfer amount and frequency
- Endorsement (digital vote)

MPCA Guidance Discussion for 2024

Commodities	5 people hh TUIK	Per Person TUIK
Food	4662	932
Rent	4428	886
Utilities (with water)	1320	264
NFIs	888	178
Health	461	92
Education	159	32
Transport	451	90
Communication	162	32
MEB Cost	12531	2506

Province	District	Min	Average	Max
Gaziantep	Şahinbey	₺ 6.233	₺ 8.297	₺ 10.371
	Şehitkamil	₺ 5.983	₺ 7.977	₺ 9.971
Adıyaman	Adıyaman	₺ 4.487	₺ 5.982	₺ 7.478
Hatay	Antakya	₺ 5.612	₺ 7.482	₺ 9.353
	İskenderun	₺ 6.938	₺ 9.250	₺ 11.563
Kahramanmaraş	Dulkadiroğlu	₺ 6.309	₺ 8.412	₺ 10.515
Kilis	Kilis	₺ 5.001	₺ 6.668	₺ 8.335
Malatya	Battalgazi	₺ 4.394	₺ 5.858	₺ 7.323
Şanlıurfa	Haliliye	₺ 4.032	₺ 5.376	₺ 6.720
Adana	Seyhan	₺ 6.495	₺ 8.660	₺ 10.825
	Ceyhan	₺ 5.234	₺ 6.979	₺ 8.724
İstanbul	Başakşehir	₺ 13.606	₺ 18.141	₺ 22.676
	Fatih	₺ 11.693	₺ 15.590	₺ 19.488
	Ümraniye	₺ 13.225	₺ 17.633	₺ 22.041
	Sultanbeyli	₺ 9.659	₺ 12.878	₺ 16.098
Ankara	Altındağ	₺ 6.727	₺ 8.969	₺ 11.211
	Mamak	₺ 7.070	₺ 9.427	₺ 11.784
Average National	All	₺ 7.218	₺ 9.622	₺ 12.028
Average EQ	EQ	₺ 5.443	₺ 7.256	₺ 9.070

https://www.zingat.com/

MPCA Guidance Discussion for 2024

MEB – Per person	**TRY 1,539**
TOTAL MEB – Household *consists of 5 individuals*	**TRY 7,695**
MPCA Amount *April 2023*	*TRY 1,539 * 4 ->* **TRY 6,000**
	78 percent of MEB

- Designed for one off (in some programs through 2 trenches)
- Only some partners provided multiple rounds
- Remained as the MPCA TA guidance in 2023

MEB – Per person	**TRY 2,506**
TOTAL MEB – Household *consists of 5 individuals*	**TRY 12,531**
MPCA Amount Alt 1 *February 2024*	*TRY 2506* 4 ->* **TRY 10,000**
MPCA Amount Alt 2 *February 2024*	*70 percent ->* **TRY 8750**
MPCA Amount Alt 3 *February 2024*	*40 percent ->* **TRY 5000**
MPCA Amount Alt 4 *February 2024*	**?**

- It will remained as the MPCA TA guidance in first half of 2024.
- If one-off, higher amounts would be impactful.
- If multiple rounds, smaller amounts will be feasible.

GBV Risk Mitigation in CVA Workplan

- **Gender-based Violence Sub-sector (GBV SS)** and **Cash-based Interventions Technical Working Group (CBI TWG)** conducted the **GBV Risk Mitigation in Cash and Voucher Assistance Workshop** on 7 November, with participation of local and international non-governmental organizations, RC/RC, and UN organizations.

- The workshop provided opportunity to get familiarized with the potential GBV risks of Cash&Voucher Assistance in Türkiye.

- Each participating organization produces their initial risk assessment, drafted a preliminary mitigation plan which was shared with GBV SS and CBI TWG.

- The consolidated version of the inter-agency action plan regarding GBV Risk Mitigation in Cash and Voucher Assistance in Türkiye.

- The plan includes the unique actions that shared by all participating partners.

Agencies: Concern Worldwide, DRC, Genç Hayat Vakfı, GOAL, Hayata Destek, IDA, IFRC, IOM, KAMER, Malatya Yaşam Derneği, Save the Children, SGDD-ASAM, Takaful Alsham, TRC, Türkiye Kalkınma Vakfı, UN Women, UNFPA, UNHCR, YSYD.

Gender-Based Violence Sub-Sector
Türkiye Protection Sector

GBV Risk Mitigation in CVA Workplan

- **Deadline to share organization specific action plans is 23 February 2024.**
- Organisations will be invited to present their action plans in a GBV SS & CBI TWG joint meeting in early March 2024.
- Interested organisations can include themselves in the process!

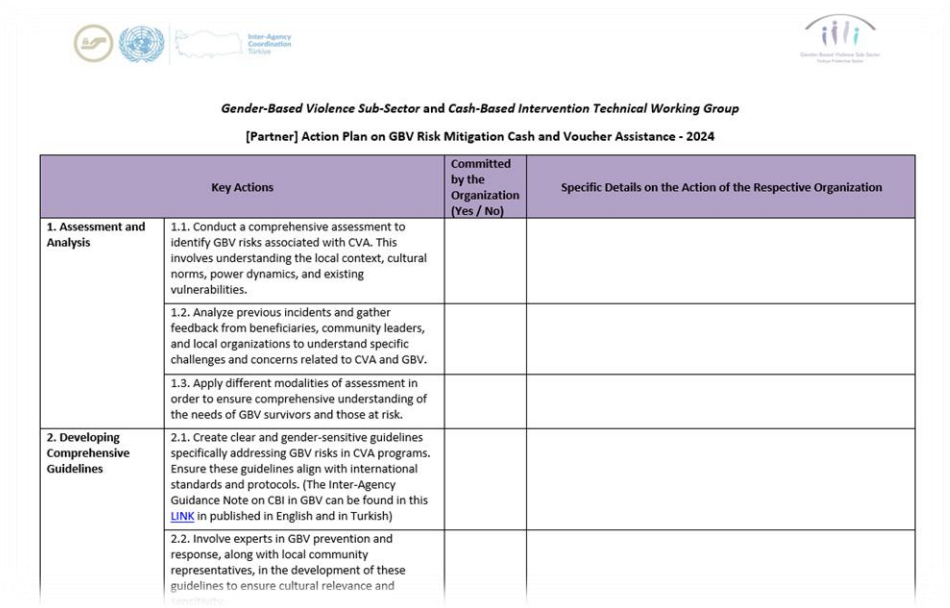

Gender-Based Violence Sub-Sector* and *Cash-Based Intervention Technical Working Group

[Partner] Action Plan on GBV Risk Mitigation Cash and Voucher Assistance - 2024

Key Actions		Committed by the Organization (Yes / No)	Specific Details on the Action of the Respective Organization
1. Assessment and Analysis	1.1. Conduct a comprehensive assessment to identify GBV risks associated with CVA. This involves understanding the local context, cultural norms, power dynamics, and existing vulnerabilities.		
	1.2. Analyze previous incidents and gather feedback from beneficiaries, community leaders, and local organizations to understand specific challenges and concerns related to CVA and GBV.		
	1.3. Apply different modalities of assessment in order to ensure comprehensive understanding of the needs of GBV survivors and those at risk.		
2. Developing Comprehensive Guidelines	2.1. Create clear and gender-sensitive guidelines specifically addressing GBV risks in CVA programs. Ensure these guidelines align with international standards and protocols. (The Inter-Agency Guidance Note on CBI in GBV can be found in this LINK in published in English and in Turkish)		
	2.2. Involve experts in GBV prevention and response, along with local community representatives, in the development of these guidelines to ensure cultural relevance and		

Eda Özyurt Kılınç: ozyurtkilinc@unfpa.org
Mina İnan: minainan@kamer.org.tr
Ahmet Ünver: unver@unhcr.org
Ali Mansoor: ali.mansoor@kizilay.org.tr

CBI Mapping 2023

What kind of information CBI Mapping collects?

- Program Budget, Funding Institution, Program Narrative
- Target, Nationality, AGD, Context, Required Documentation, Vulnerabilities/Criteria, Province etc
- Transfer Amount, Modality, FSP, Conditionality, Restriction
- M&E, PDM
- PSEA, Accountability
- Coordination, deduplication

https://app.powerbi.com/view?r=eyJrIjoiODA0ZDMzYzMtY2YzYy00M2JkLWI0NWMtMzQzZDlmZGI3ZTlhIiwidCI6ImU1YzM3OTgxLTY2NjQtNDEzNC04YTBjLTY1NDNkMmFmODBiZSIsImMiOjh9

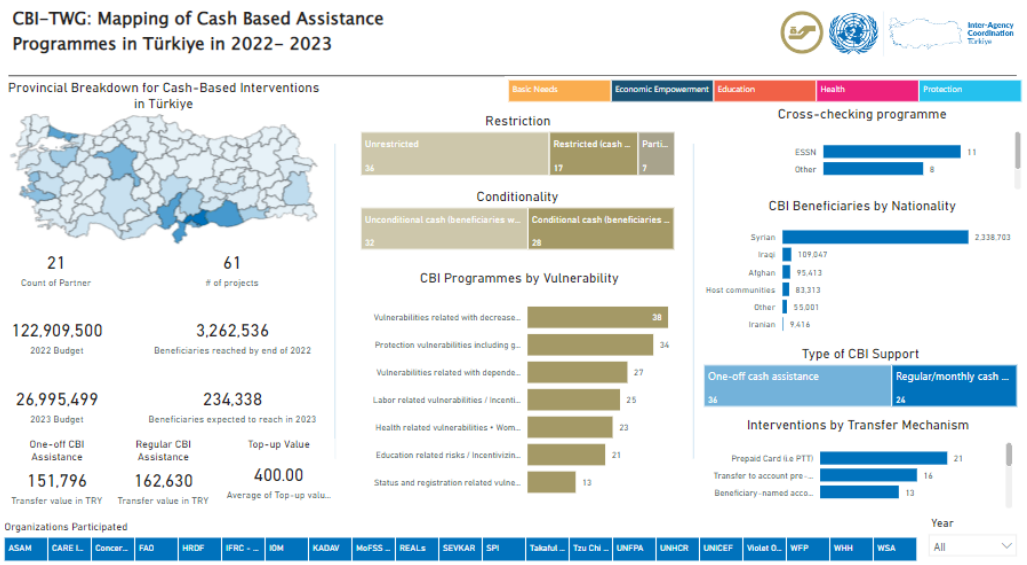

CBI Mapping 2023

- Commences next week.
- From mid-February to mid-March in 2024.
- Annually conducted in January of every year.
- Collects information of completed CVA programs of the past year.
- Information needs of the current year is captured through ServicesAdvisor.

Inter-Agency Coordination Türkiye

https://turkiye.servicesadvisor.net/en

Why aren’t CVA using the platform?

AoB

- Disinformation regarding on-going CVAs

- **THANK YOU !**