

**Population**  
Refugees and asylum-seekers

Individuals: **7,979**  
Households: **1,760**

**Settlement**

Oruchinga

*On average two performance indicators are measured per sector against the annual 2023 RRP targets*

**UCRRP Partners: 15**

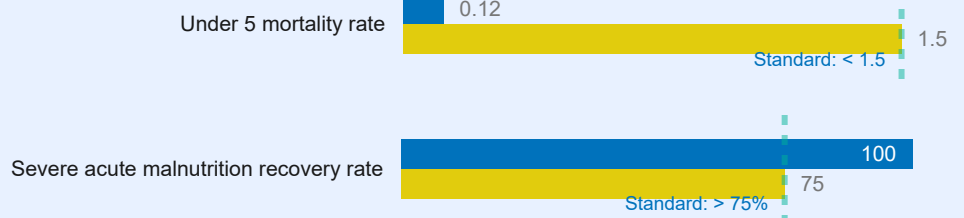
GOV'T **02** UN Agencies **02**  
NNGOs **02** RLOs **0** INGOs **09**

Sector of Intervention	Indicator	Achieved	Target
------------------------	-----------	----------	--------


**Education**



**Health & Nutrition**



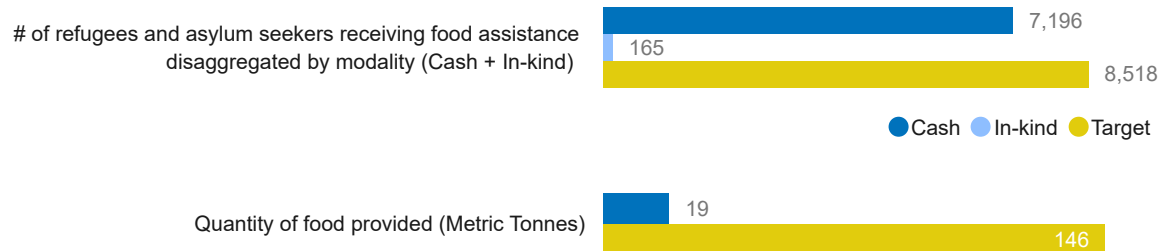
**WASH**



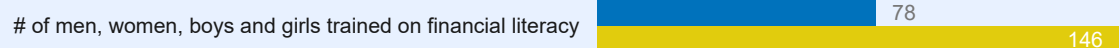
**Energy & Environment**



**Food Security**



**Livelihoods & Resilience**



**(Blank)**

**0**

Acres of arable land accessed by refugees

HH receiving emergency livelihood support



Settlement

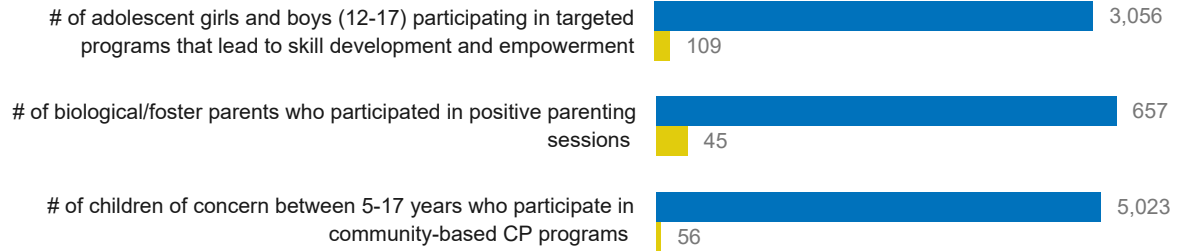
Quarter 4

Oruchinga

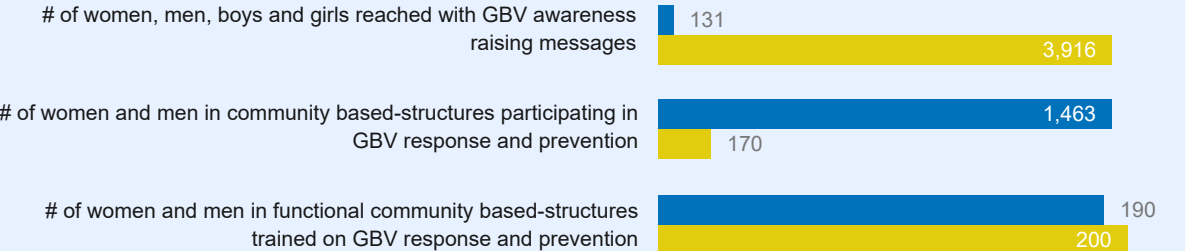
2023

Sector of Intervention	Indicator	Achieved	Target
------------------------	-----------	----------	--------

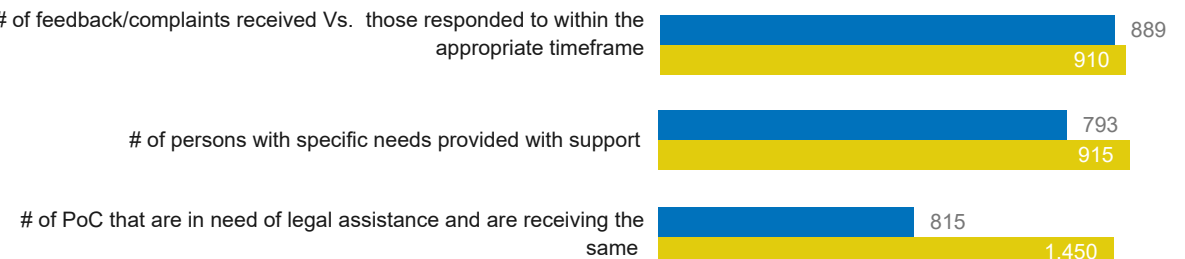
**Child Protection**



**GBV**



**Protection**



**CBI Modality**



**692**

Households receiving cash + voucher assistance for basic needs

**List of Partners who reported for Q4 2023, UN Agencies and Government**

**National NGOs**

Nsamizi & TPO

**Refugee Led Organizations (RLOs)**

None Reported

**International NGOs**

AIRD, Alight, DRC, FRC, HIJRA, MTI, WCC, WCH and WIU

**UN Agencies**

UNHCR and WFP

**Government**

OPM, Isingiro DLG