UNHCR The UN Refugee Agency Greece

26 Feb - 03 Mar 2024

Aegean Islands Weekly Snapshot

Sea arrivals

This week, the Aegean islands saw 399 arrivals, a decrease from last week's 1,286.
The average of the daily arrivals on the Aegean islands for this week is 57.

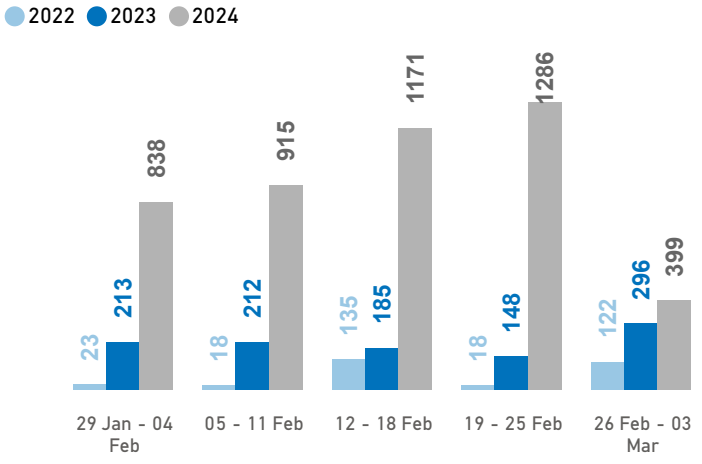

Entry Points

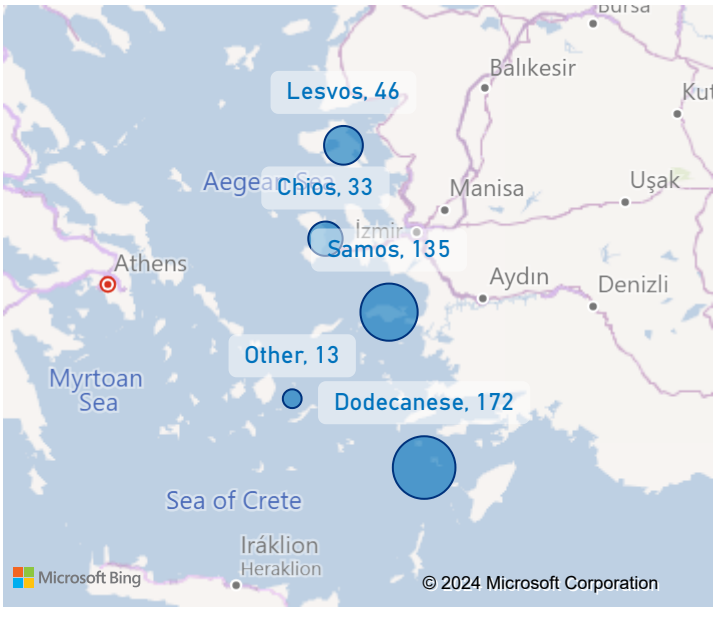

Population in the CCACs

Currently, 11,278 refugees and migrants reside in the Closed Controlled Access Center(s).

Most of them are from Afghanistan (40%), Syria (23%) and State of Palestine (9%). Men account for 56% of the population, women for 20% and children for 24%.

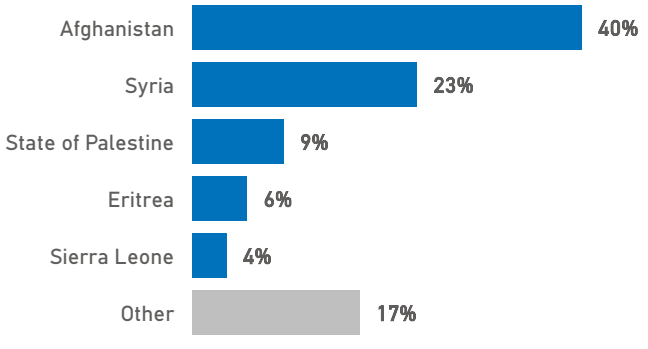

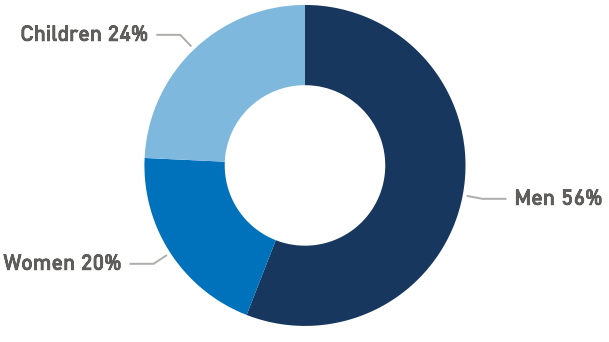

Population on the Islands

There are 12,235 refugees and migrants on the Aegean islands. Out of this total, 11,278 reside at the CCACs and 305 are hosted in other facilities. UNHCR estimates that there are also 652 self-accommodated in the islands.

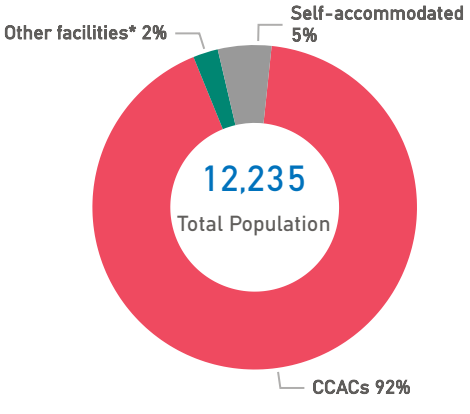

Departures

This week, 652 refugees and migrants departed from the Aegean islands to the mainland.

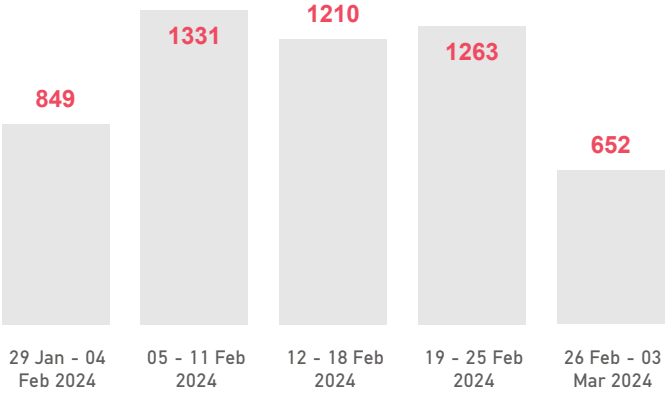

Published on 06/03/2024

more information: UNHCR Operational Portal - Greece

***Other facilities** include shelters for unaccompanied children, detention facilities, etc.

Refugees and migrants includes asylum-seekers, beneficiaries of international protection and people out of the asylum procedure.

Departures to the mainland mainly include: i) transfers in the context of IOM Assisted Voluntary Return and Reintegration programme, ii) transfers of unaccompanied children to State-run facilities, iii) organized transfers supported by the government, including controlled facilities for temporary accommodation of asylum-seekers in the mainland/sites, and iv) those who depart on their own means.

Data Sources: Population data - Partial Data from the Government and other sources; Arrivals/Departures - Hellenic Police, Hellenic Coastguard

Figures are subject to future adjustment based on consolidated figures provided by the authorities. Percentages may not add up to 100 due to rounding and slightly differ between the text and graphs.

The boundaries, the names shown and the designations used on the map do not imply official endorsement or acceptance by the United Nations.

Lesvos Weekly Snapshot

Sea arrivals

This week, Lesvos saw 46 arrivals, a decrease from last week's 476.

The average of the daily arrivals on Lesvos for this week is 7.

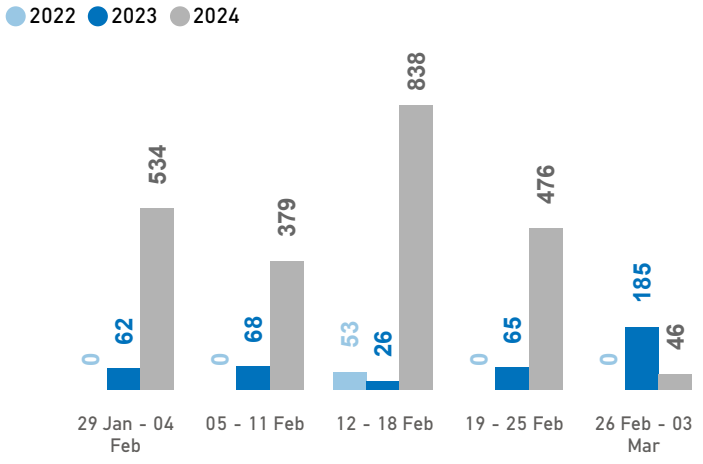

Entry Points

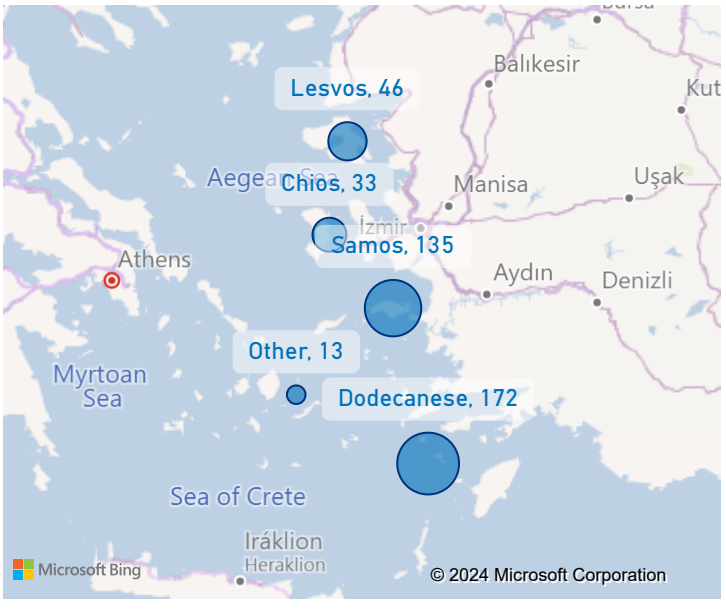

Population in the CCAC

Currently, 4,363 refugees and migrants reside in the Closed Controlled Access Center.

Most of them are from Afghanistan (67%), Eritrea (13%) and Syria (7%). Men account for 41% of the population, women for 26% and children for 33%.

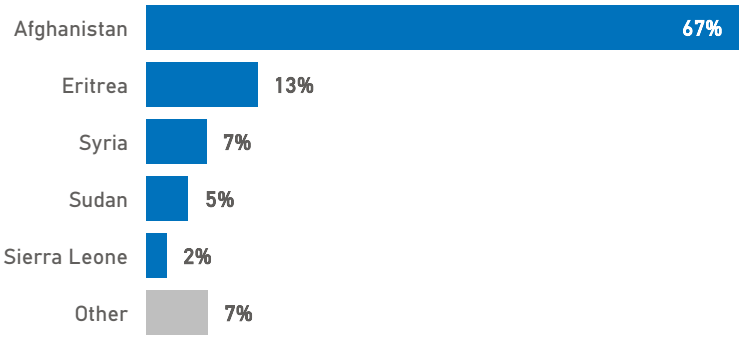

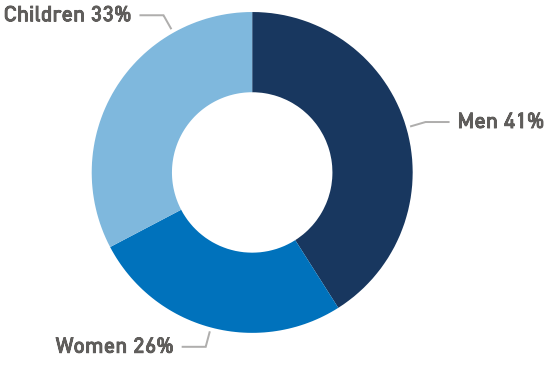

Population on the Island

There are 4,778 refugees and migrants on Lesvos. Out of this total, 4,363 reside at the CCAC and 196 are hosted in other facilities. UNHCR identified 219 self-accommodated refugees in the island up to this date.

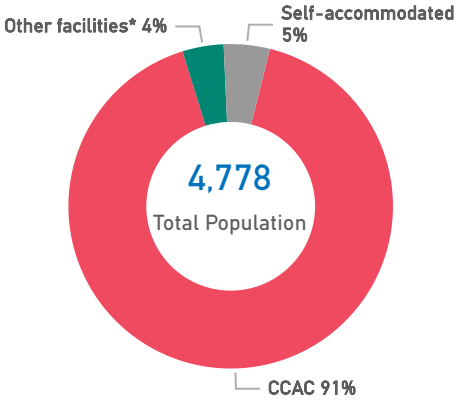

Departures

This week, 142 refugees and migrants departed from Lesvos to the mainland.

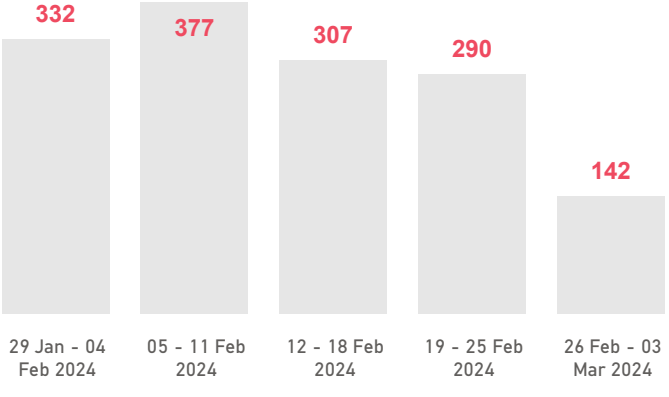

Published on 06/03/2024

more information: UNHCR Operational Portal - Greece

***Other facilities** include shelters for unaccompanied children, detention facilities, etc.

Refugees and migrants includes asylum-seekers, beneficiaries of international protection and people out of the asylum procedure.

Departures to the mainland mainly include: i) transfers in the context of IOM Assisted Voluntary Return and Reintegration programme, ii) transfers of unaccompanied children to State-run facilities, iii) organized transfers supported by the government, including controlled facilities for temporary accommodation of asylum-seekers in the mainland/sites, and iv) those who depart on their own means.

Data Sources: Population data - Partial Data from the Government and other sources; Arrivals/Departures - Hellenic Police, Hellenic Coastguard

Figures are subject to future adjustment based on consolidated figures provided by the authorities. Percentages may not add up to 100 due to rounding and slightly differ between the text and graphs.

The boundaries, the names shown and the designations used on the map do not imply official endorsement or acceptance by the United Nations.

Chios Island Weekly Snapshot

Sea arrivals

This week, Chios island saw 33 arrivals, a decrease from last week's 234.

The average of the daily arrivals on Chios island for this week is 5.

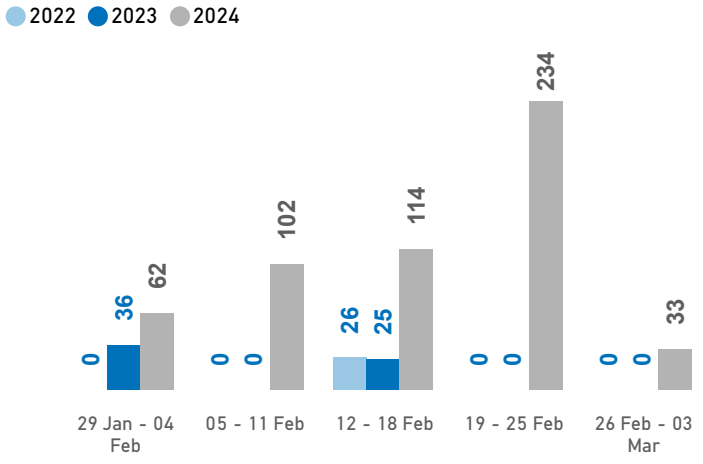

Entry Points

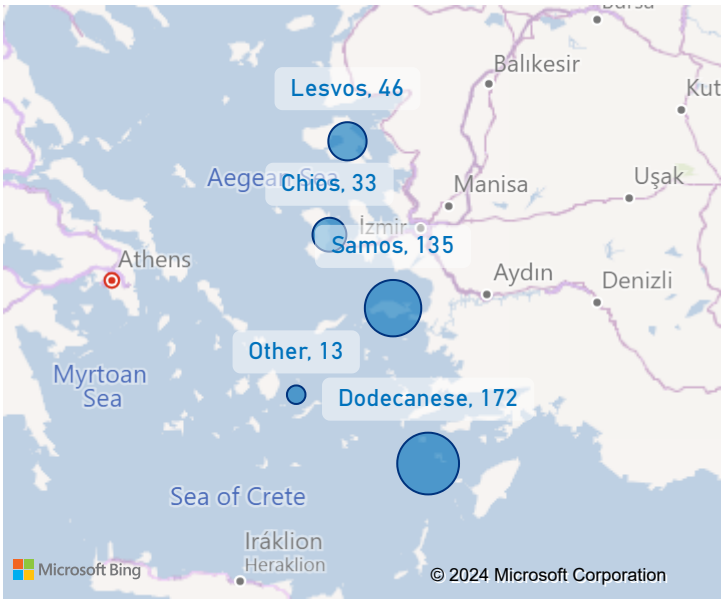

Population in the CCAC

Currently, 1,086 refugees and migrants reside in the Closed Controlled Access Center.

Most of them are from Afghanistan (30%), Somalia (19%) and Syria (15%). Men account for 51% of the population, women for 26% and children for 23%.

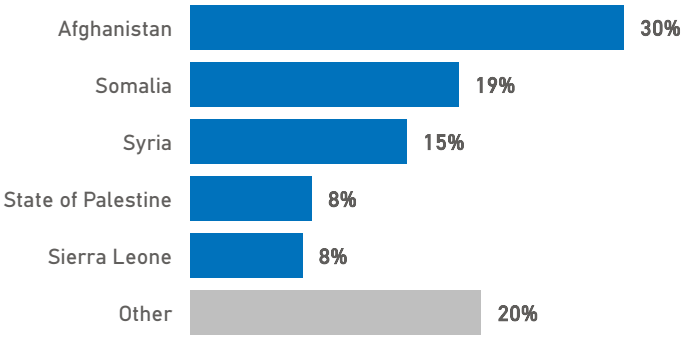

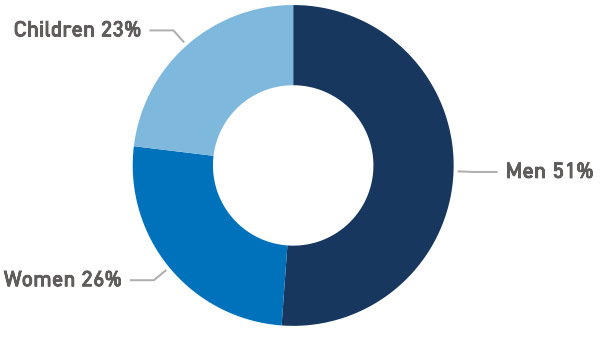

Population on the Island

There are 1,212 refugees and migrants on Chios island. Out of this total, 1,086 reside at the CCAC and 17 are hosted in other facilities. UNHCR estimates that there are also 109 self-accommodated in the island.

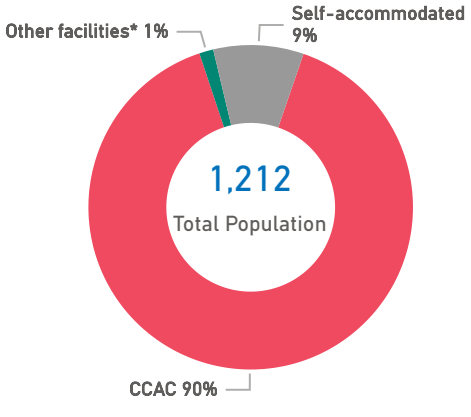

Departures

This week, 62 refugees and migrants departed from Chios island to the mainland

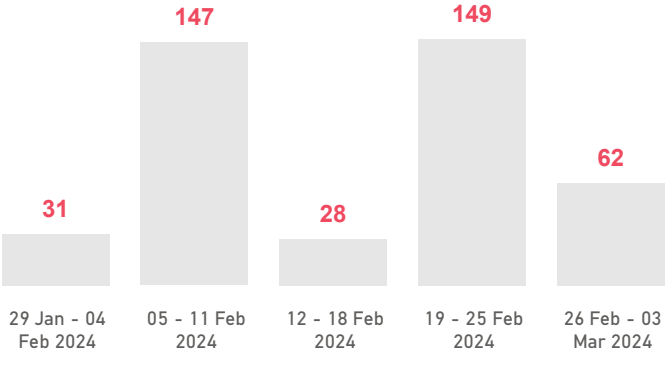

Published on 06/03/2024

more information: UNHCR Operational Portal - Greece

***Other facilities** include shelters for unaccompanied children, detention facilities, etc.

Refugees and migrants includes asylum-seekers, beneficiaries of international protection and people out of the asylum procedure.

Departures to the mainland mainly include: i) transfers in the context of IOM Assisted Voluntary Return and Reintegration programme, ii) transfers of unaccompanied children to State-run facilities, iii) organized transfers supported by the government, including controlled facilities for temporary accommodation of asylum-seekers in the mainland/sites, and iv) those who depart on their own means.

Data Sources: Population data - Partial Data from the Government and other sources; Arrivals/Departures - Hellenic Police, Hellenic Coastguard

Figures are subject to future adjustment based on consolidated figures provided by the authorities. Percentages may not add up to 100 due to rounding and slightly differ between the text and graphs.

The boundaries, the names shown and the designations used on the map do not imply official endorsement or acceptance by the United Nations.

UNHCR The UN Refugee Agency Greece

26 Feb - 03 Mar 2024

Samos Island Weekly Snapshot

Sea arrivals

This week, Samos island saw 135 arrivals, a decrease from last week's 154.

The average of the daily arrivals on Samos island for this week is 19.

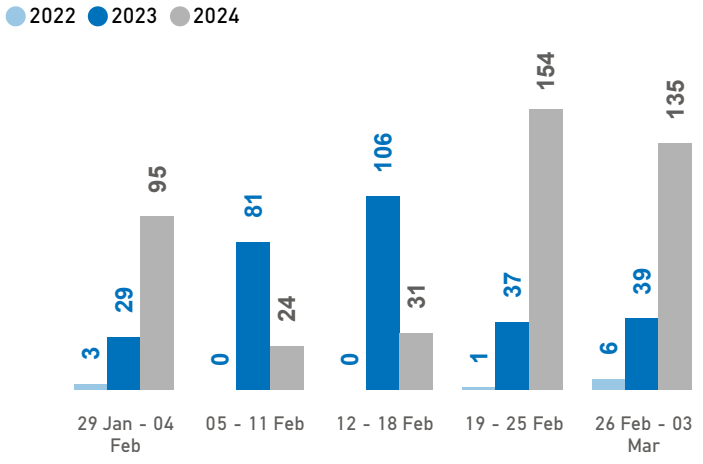

Entry Points

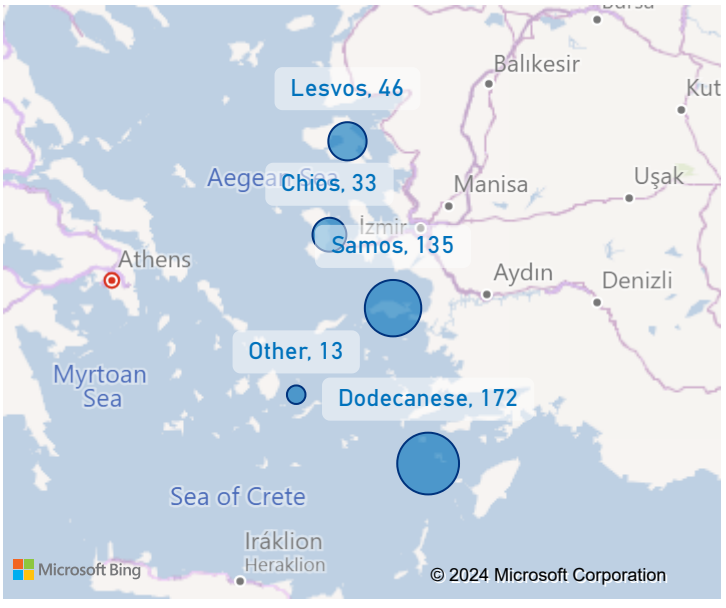

Population in the CCAC

Currently, 2,898 refugees and migrants reside in the Closed Controlled Access Center.

Most of the registered population are from Afghanistan (33%), Syria (27%) and State of Palestine (19%). Men account for 54% of the population, women for 21% and children for 25%.

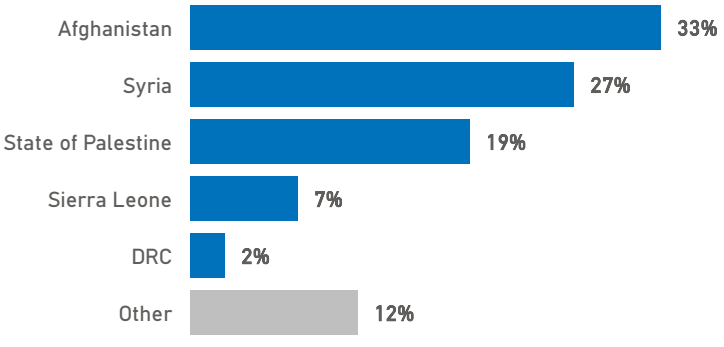

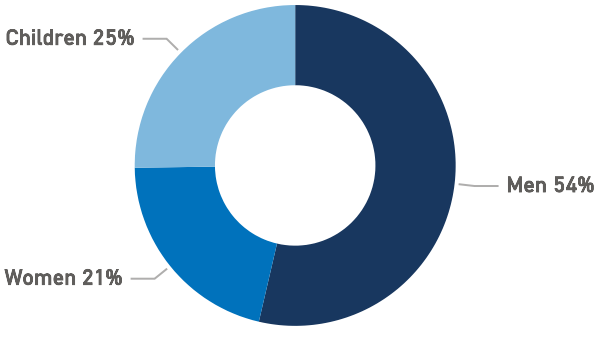

Population on the Island

There are 2,947 refugees and migrants on Samos island. Out of this total, the 2,898 reside at the CCAC and 15 are hosted in other facilities. UNHCR estimates that there are also 34 self-accommodated in the island.

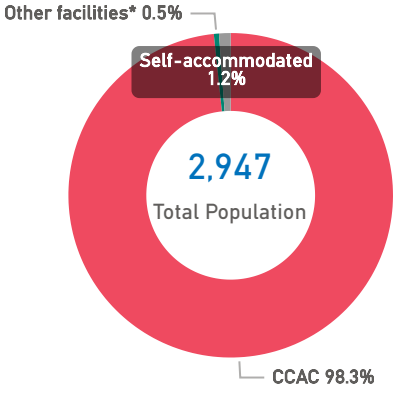

Departures

This week, 96 refugees and migrants departed from Samos island to the mainland.

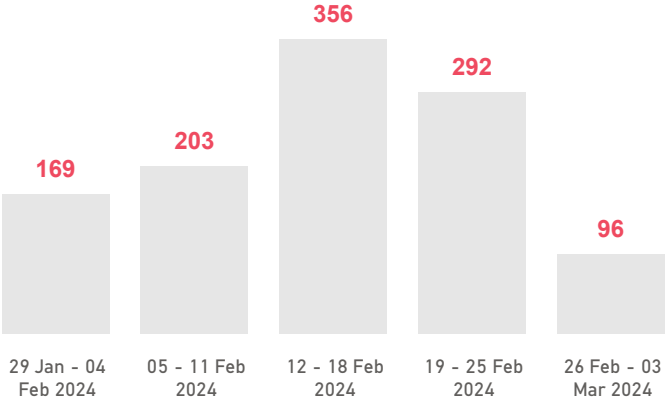

Published on 06/03/2024

more information: UNHCR Operational Portal - Greece

***Other facilities** include shelters for unaccompanied children, detention facilities, etc.

Refugees and migrants includes asylum-seekers, beneficiaries of international protection and people out of the asylum procedure.

Departures to the mainland mainly include: i) transfers in the context of IOM Assisted Voluntary Return and Reintegration programme, ii) transfers of unaccompanied children to State-run facilities, iii) organized transfers supported by the government, including controlled facilities for temporary accommodation of asylum-seekers in the mainland/sites, and iv) those who depart on their own means.

Data Sources: Population data - Partial Data from the Government and other sources; Arrivals/Departures - Hellenic Police, Hellenic Coastguard

Figures are subject to future adjustment based on consolidated figures provided by the authorities. Percentages may not add up to 100 due to rounding and slightly differ between the text and graphs.

The boundaries, the names shown and the designations used on the map do not imply official endorsement or acceptance by the United Nations.

Dodecanese Islands Weekly Snapshot

Sea arrivals

This week, the Dodecanese islands saw 172 arrivals, an increase from last week's 141.

The average of the daily arrivals on the Dodecanese islands for this week is 25.

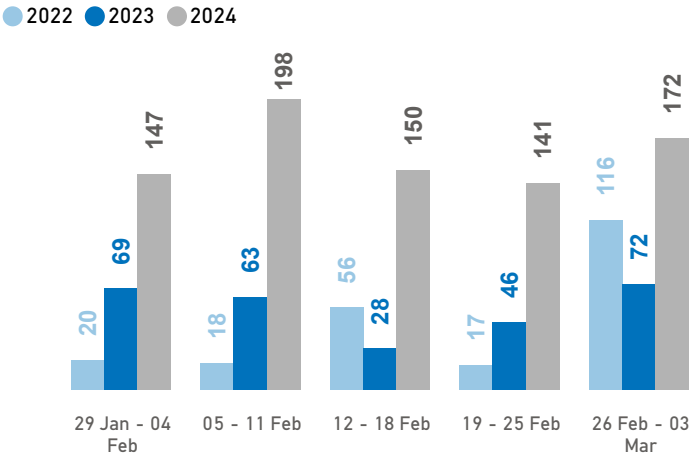

Entry Points

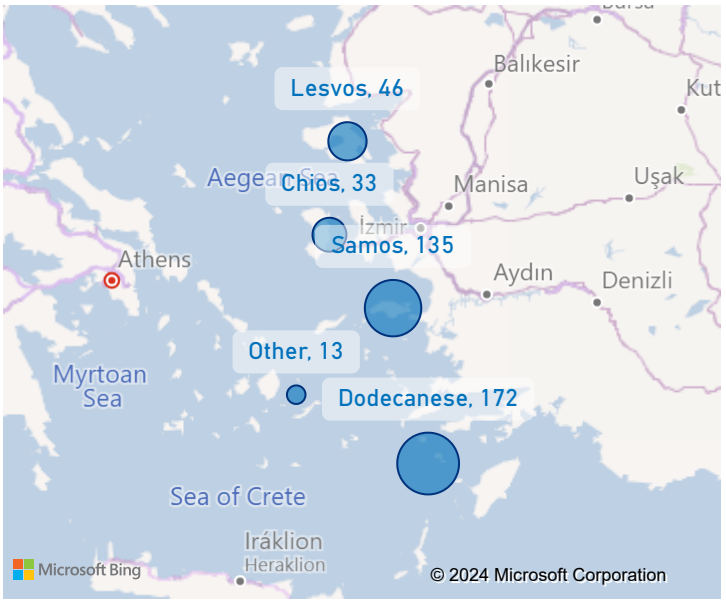

Population in Kos CCAC and Leros CCAC

Currently, 2,931 refugees and migrants reside in Kos CCAC and Leros CCAC.

Most of them are from Syria (50%), State of Palestine (14%) and Egypt (11%). Men account for 70% of the population, women for 13% and children for 17%.

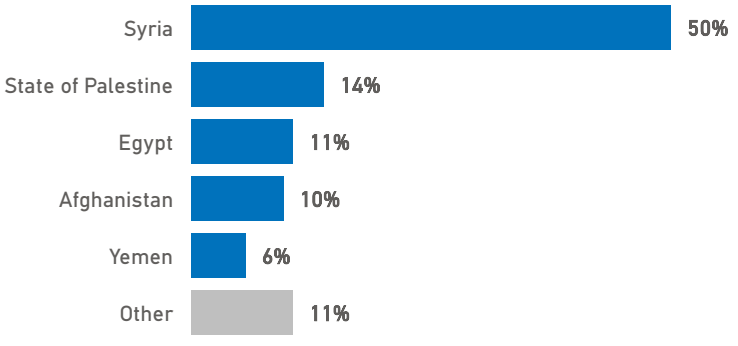

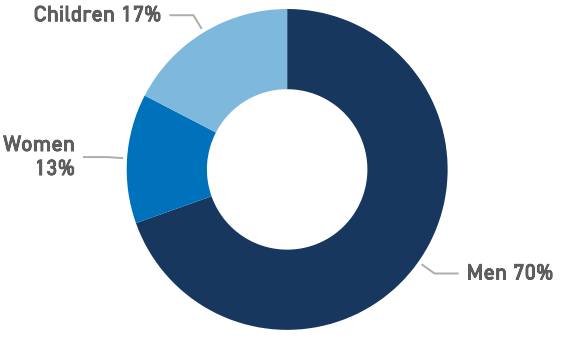

Population on the Dodecanese Islands

There are 3,242 refugees and migrants on the Dodecanese islands. Out of this total, 1,972 reside at the CCAC in Kos, and 959 at the CCAC Leros. In Kos, an estimated 240 people are self-accommodated and an additional 21 are hosted in other facilities, while in Leros, an estimated 50 people are self-accommodated, with an additional 0 being hosted in other facilities.

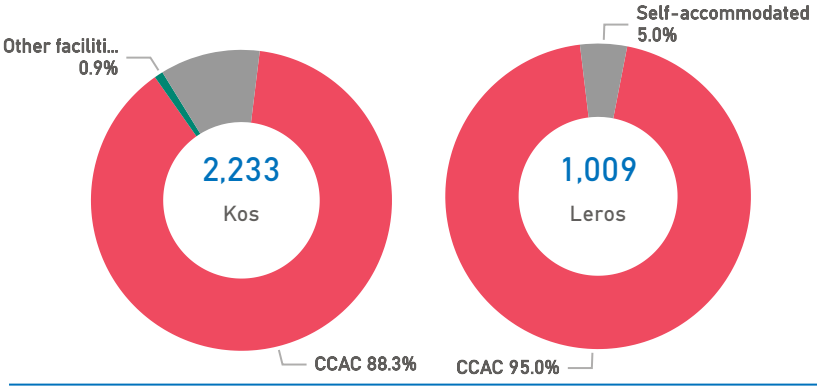

Departures

This week, 352 refugees and migrants departed from the Dodecanese islands to the mainland.

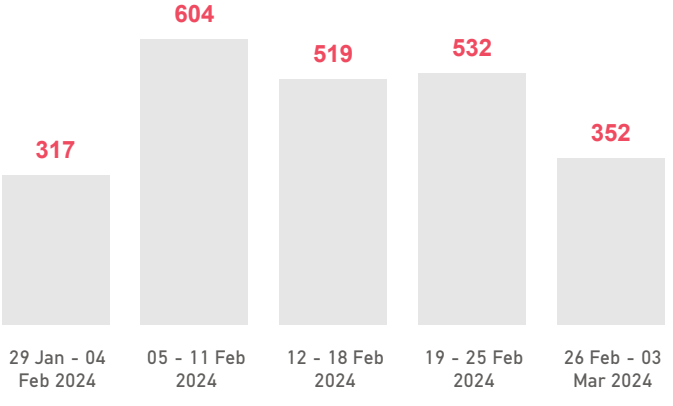

Published on 06/03/2024

more information: UNHCR Operational Portal - Greece

***Other facilities** include shelters for unaccompanied children, detention facilities, etc.

Refugees and migrants includes asylum-seekers, beneficiaries of international protection and people out of the asylum procedure.

Departures to the mainland mainly include: i) transfers in the context of IOM Assisted Voluntary Return and Reintegration programme, ii) transfers of unaccompanied children to State-run facilities, iii) organized transfers supported by the government, including controlled facilities for temporary accommodation of asylum-seekers in the mainland/sites, and iv) those who depart on their own means.

Data Sources: Population data - Partial Data from the Government and other sources; Arrivals/Departures - Hellenic Police, Hellenic Coastguard

Figures are subject to future adjustment based on consolidated figures provided by the authorities. Percentages may not add up to 100 due to rounding and slightly differ between the text and graphs.

The boundaries, the names shown and the designations used on the map do not imply official endorsement or acceptance by the United Nations.