

WEEKLY HIGHLIGHTS

In the South-East, the number of internally displaced people (IDPs) slightly increased from 801,600 last week to 803,800 this week.

In Bago Region (East), 1,184 IDPs from Kyaukkyi Township were displaced within the same Township due to intensified fighting, including artillery shelling and airstrikes. Among them, 384 IDPs were displaced as a secondary displacement within the Township.

In Kayah State, 268 IDPs from Hsihseng Township were displaced to Demoso, Loikaw and Hpruso townships due to shelling. Additionally, 630 IDPs from Shan State (South) returned to their places of origin within Demoso and Hpruso townships, respectively.

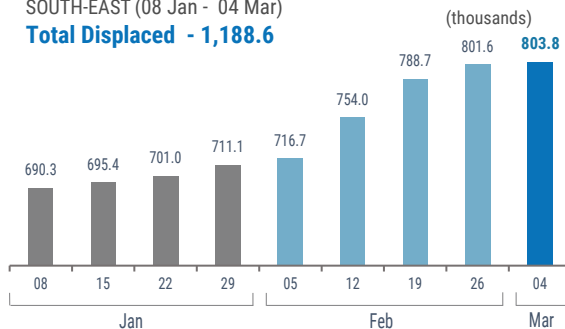
In Shan State (South), 262 IDPs from Hsihseng Township were displaced to Nyaungshwe Township due to intensified fighting. Moreover, 268 IDPs from Loikaw Township were displaced to Hsihseng Township as a secondary displacement. Moreover, 10 IDPs from Pekon Township have returned to their places of origin in Demoso Township.

In Tanintharyi Region, 8,544 IDPs from Dawei Township were displaced within the same Township due to intensified fighting, including artillery shelling and airstrikes. Among them, 295 IDPs were displaced as a secondary displacement within the same Township. However, 6,528 IDPs have returned to their places of origin in Dawei and Thayetchaung townships, respectively.

WEEKLY DISPLACEMENT FIGURES⁽¹⁾

SOUTH-EAST (08 Jan - 04 Mar)

Total Displaced - 1,188.6

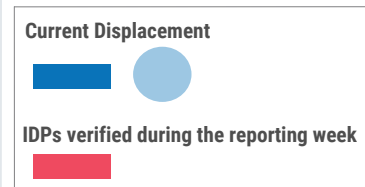
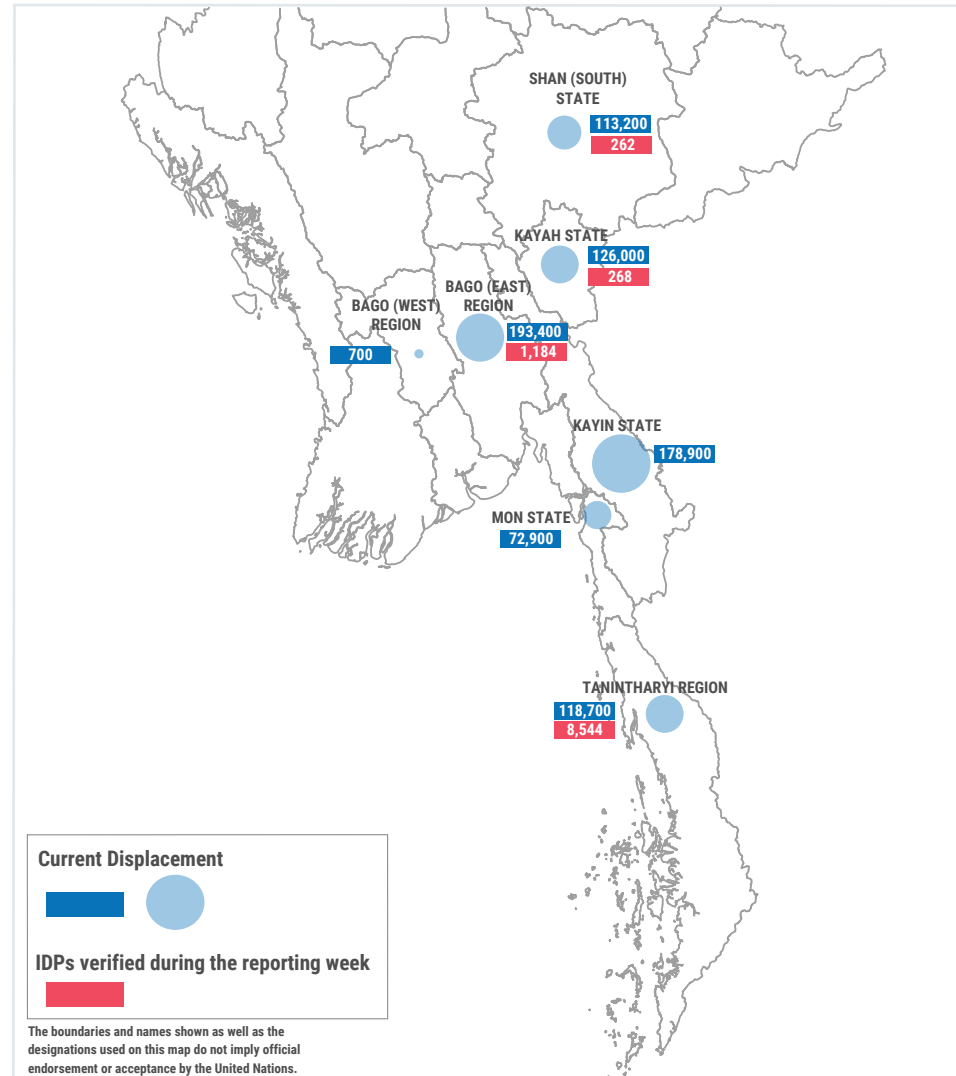


803,800⁽¹⁾

Source: UN in Myanmar

People who are estimated to be displaced by conflict in SE Myanmar (as of 04 Mar 2024).

Total Displaced - 1,188.6⁽²⁾



The boundaries and names shown as well as the designations used on this map do not imply official endorsement or acceptance by the United Nations.

(1) Current displacement accounting for return and secondary displacement

(2) Total Displacement including return

Numbers are rounded to the nearest hundred by state.

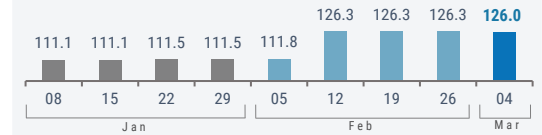
WEEKLY DISPLACEMENT FIGURES⁽²⁾

BY STATE/REGION (08 Jan - 04 Mar)

(thousands)

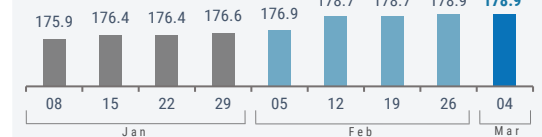
KAYAH STATE

Total Displaced - 221.2



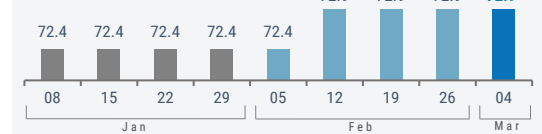
KAYIN STATE

Total Displaced - 239.5



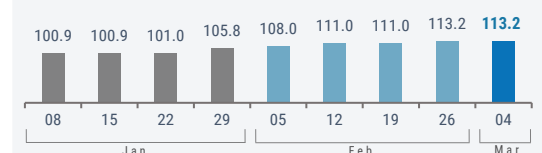
MON STATE

Total Displaced - 115.6



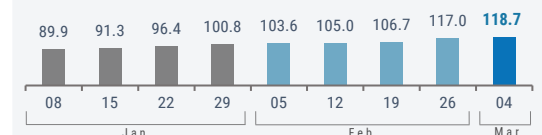
SHAN STATE (South)

Total Displaced - 178.7



TANINTHARYI Region

Total Displaced - 196.5



Bago Region (East)

Total Displaced - 236.3

