UNHCR ACNUR
La Agencia de la ONU para los Refugiados

Mixed Movements Monitoring
Honduras

2023

2023 Highlights

545,043

545,043 refugees and migrants entered, registered and transited through Honduras in 2023 according to the Honduran National Migration Institute (INM), which is almost **three times more than in 2022** and a **new record number.**

- In 2023, the five main nationalities were:
  - Venezuela **42%** | Cuba **16%** | Haiti **15%** | Ecuador **9%** | Colombia **2%**
  - Which accounted for **84% of the 545,043 people.** The remaining 16% were represented by 112 different nationalities among which Guinea, China, Senegal, Mauritania, and Uzbekistan had significant entries in comparison to the rest of nationalities.
- **47%** of people in mixed movements in 2023 were **women, girls and boys** a vulnerable population whose mobility was evident over the course of the year, and whose numbers increased in the last months of the year.
- During the year, **91% of persons on the move entered Honduras through the department of El Paraíso** (62% La Manos/Danlí and 29% Trojes), while 9% entered through Choluteca. During the months of January through May, the Trojes delegation presented the highest number of entries. From August to October, the Choluteca delegation experienced significant increases. In November and December, there was a decrease in the flow of persons on the move at the national level.

In 2023, UNHCR interviewed 1,381 refugees and migrants who entered Honduras through the Nicaraguan border and transited through the country towards the border with Guatemala.

Lurdmelia and her children rest in a temporary shelter managed by the National Migration Institute (INM) and supported by UNHCR.

UNHCR/Danielle Alvarez

Almost half **(45%)** of the persons on the move interviewed by UNCHR and its partners stated to be in **need of international protection** as they were forced to leave their country of origin due to violence and persecution.

74% of the interviewed persons **left their country** of origin or last residence **less than four weeks ago.**

38% of the interviewees reported having **suffered some form of mistreatment or abuse** during the journey since they left their country of origin or last residence. **13%** indicated that they experienced mistreatment or other forms of abuse **in Honduras.**

14% of those interviewed by UNHCR and its partners reported that in the group they are traveling with are people with **specific protection needs** including: breastfeeding or pregnant women, people with a disability or with critical or chronic illnesses, elderly persons, among other profiles.

The **main needs** reported by refugees and migrants on the move were **food, health care and medicines, clothing and footwear, and water.**

Only **24%** of the interviewed refugees and migrants were able to **eat all three meals** the day before the interview with UNHCR, **42%** had **two meals,** and **34%** had **one or none.**

94% of the interviewed individuals reported the **United States as their intended destination.** Additionally, 2% indicated Canada, 2% Mexico, 1% other countries, and almost 1% indicated Honduras as their intended final destination.

Official Data

Total Irregular Entries 2022:

188,858

Total Irregular Entries Jan - Dec 2023:

545,043

Total number of different nationalities who have entered Honduras irregularly in 2023:

117

Irregular Entries Jan - Dec 2023:

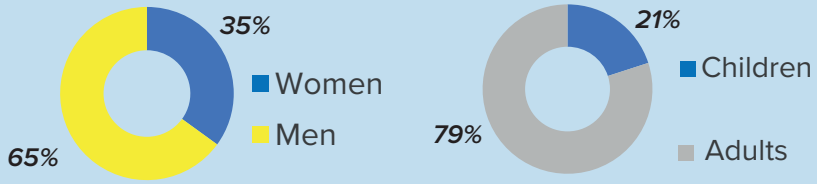

Monthly irregular entries by age and gender in 2023:

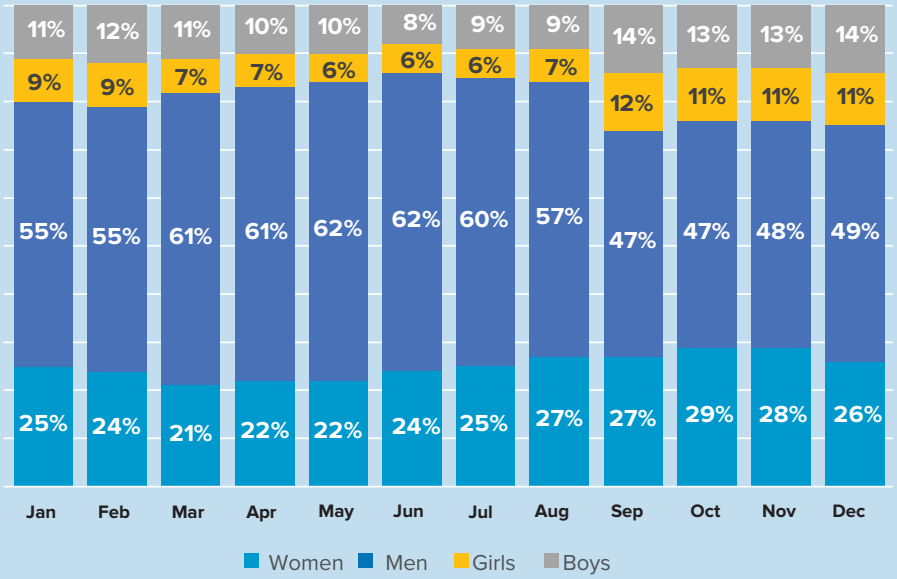

Monthly irregular entries by nationality in 2023:

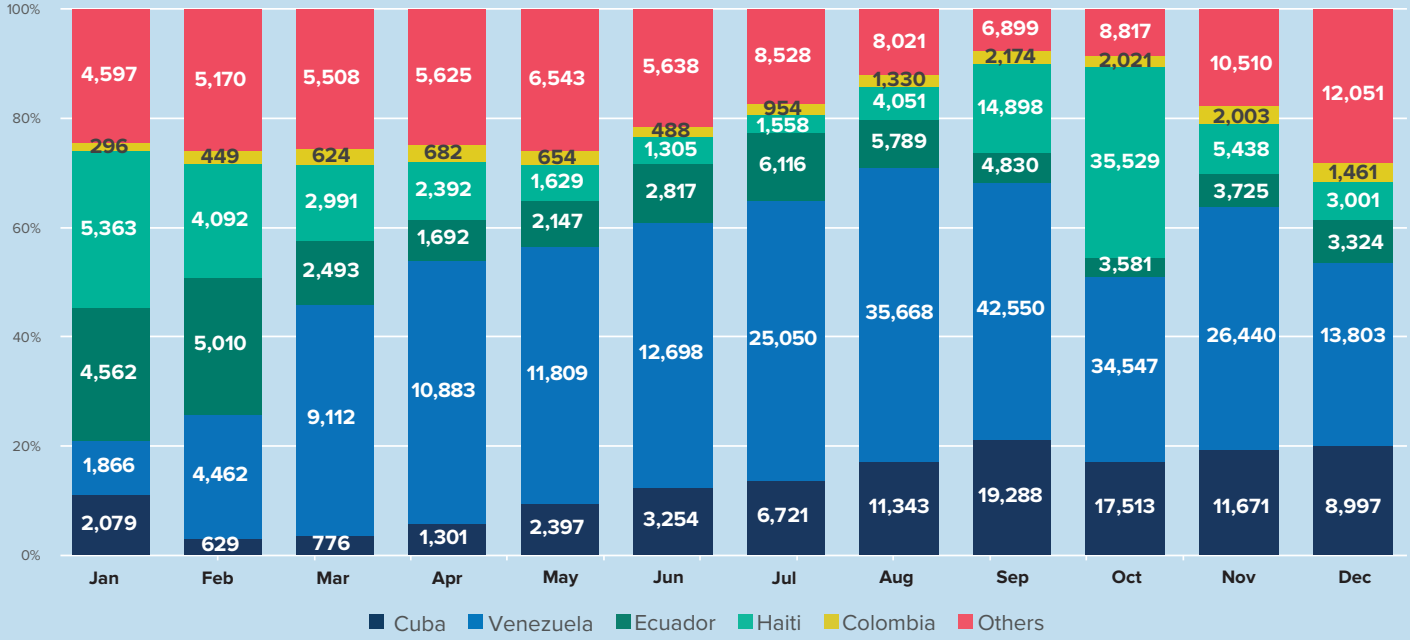

Source: Honduran National Migration Institute

Irregular entries Jan 2022 – Dec 2023

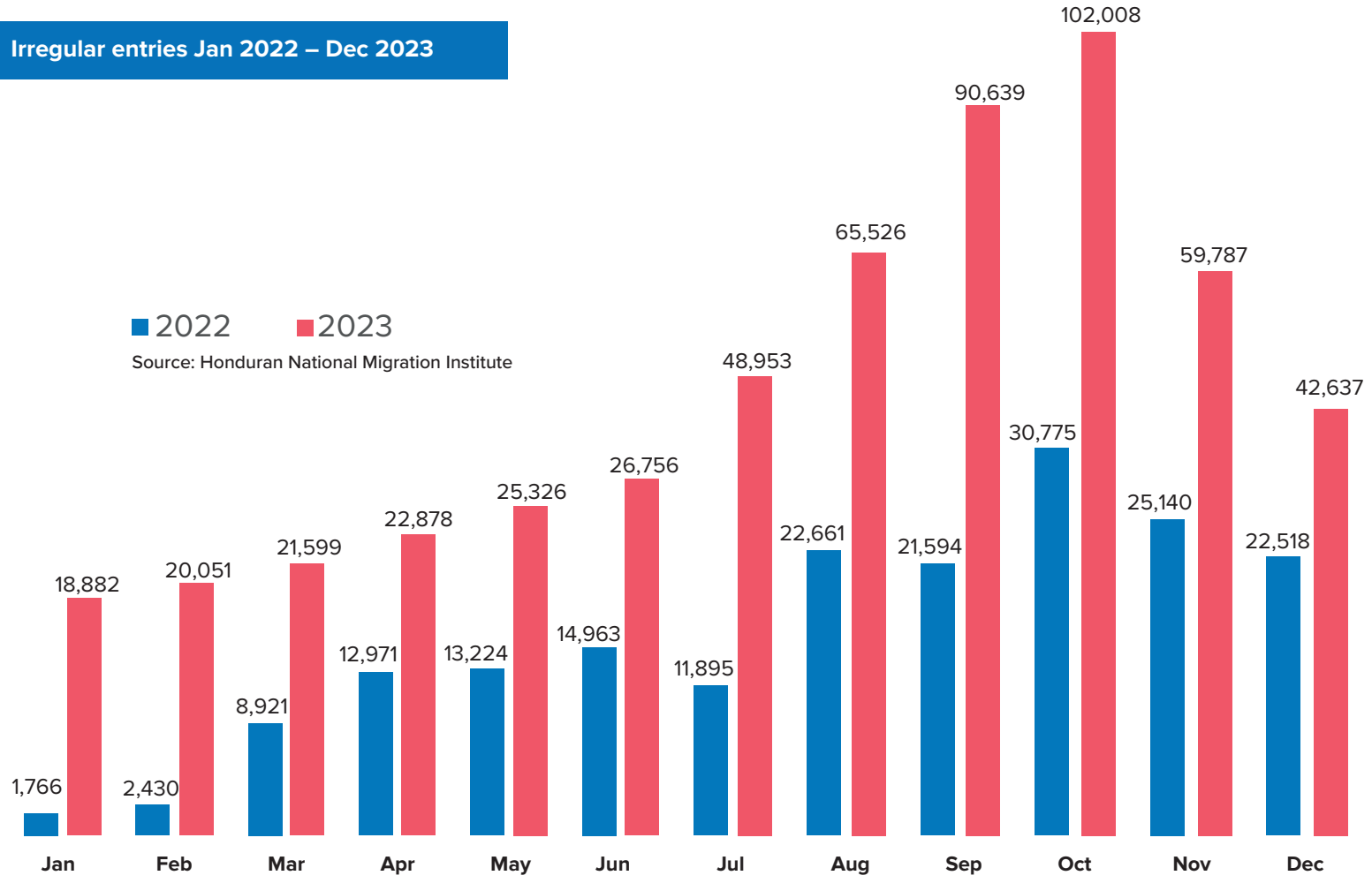

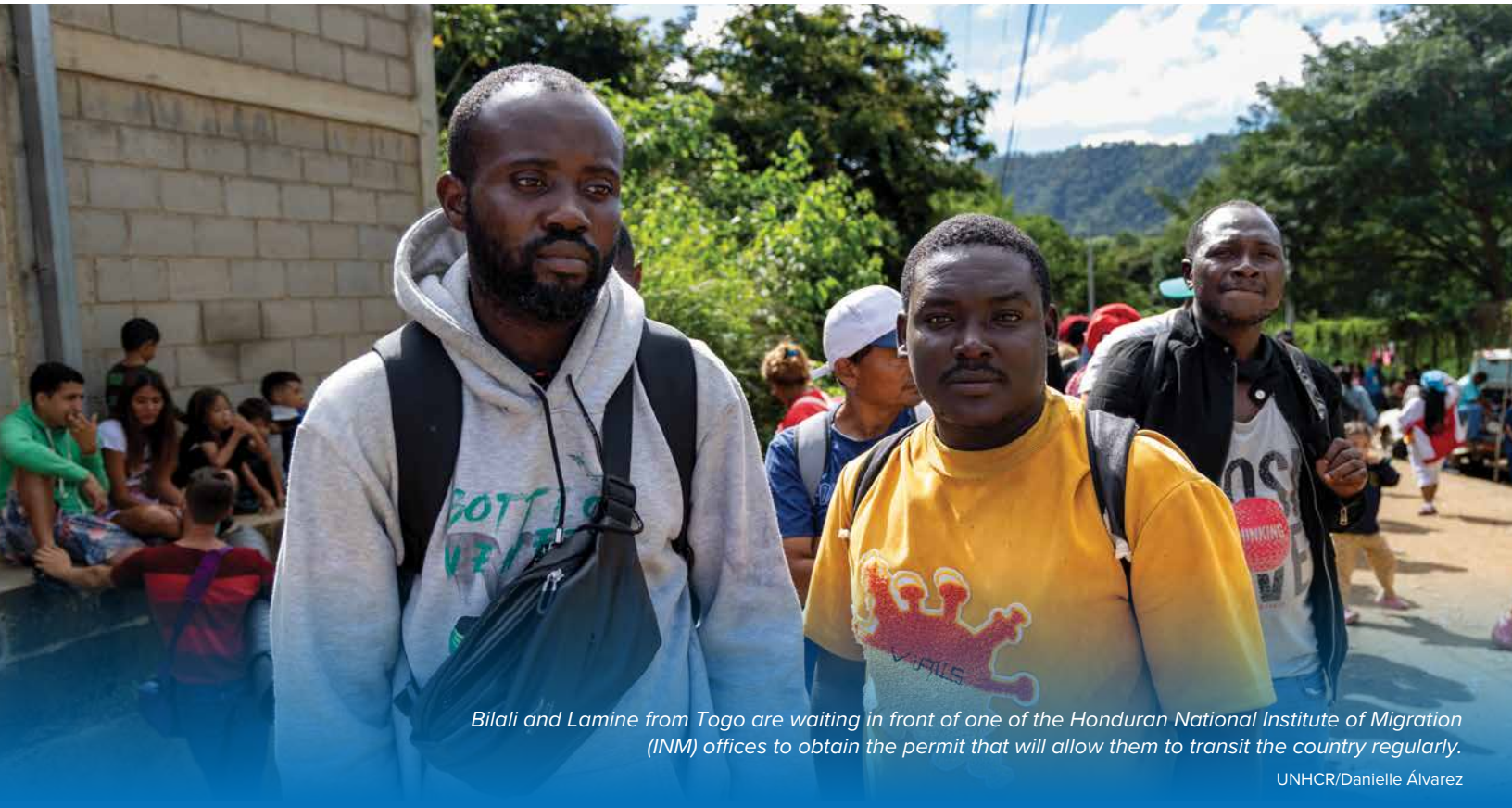

Bilali and Lamine from Togo are waiting in front of one of the Honduran National Institute of Migration (INM) offices to obtain the permit that will allow them to transit the country regularly.

UNHCR/Danielle Álvarez

UNHCR ACNUR
La Agencia de la ONU para los Refugiados

Monthly irregular arrivals between Jan 2023 – Dec 2023 by region of origin *(including Venezuela):*

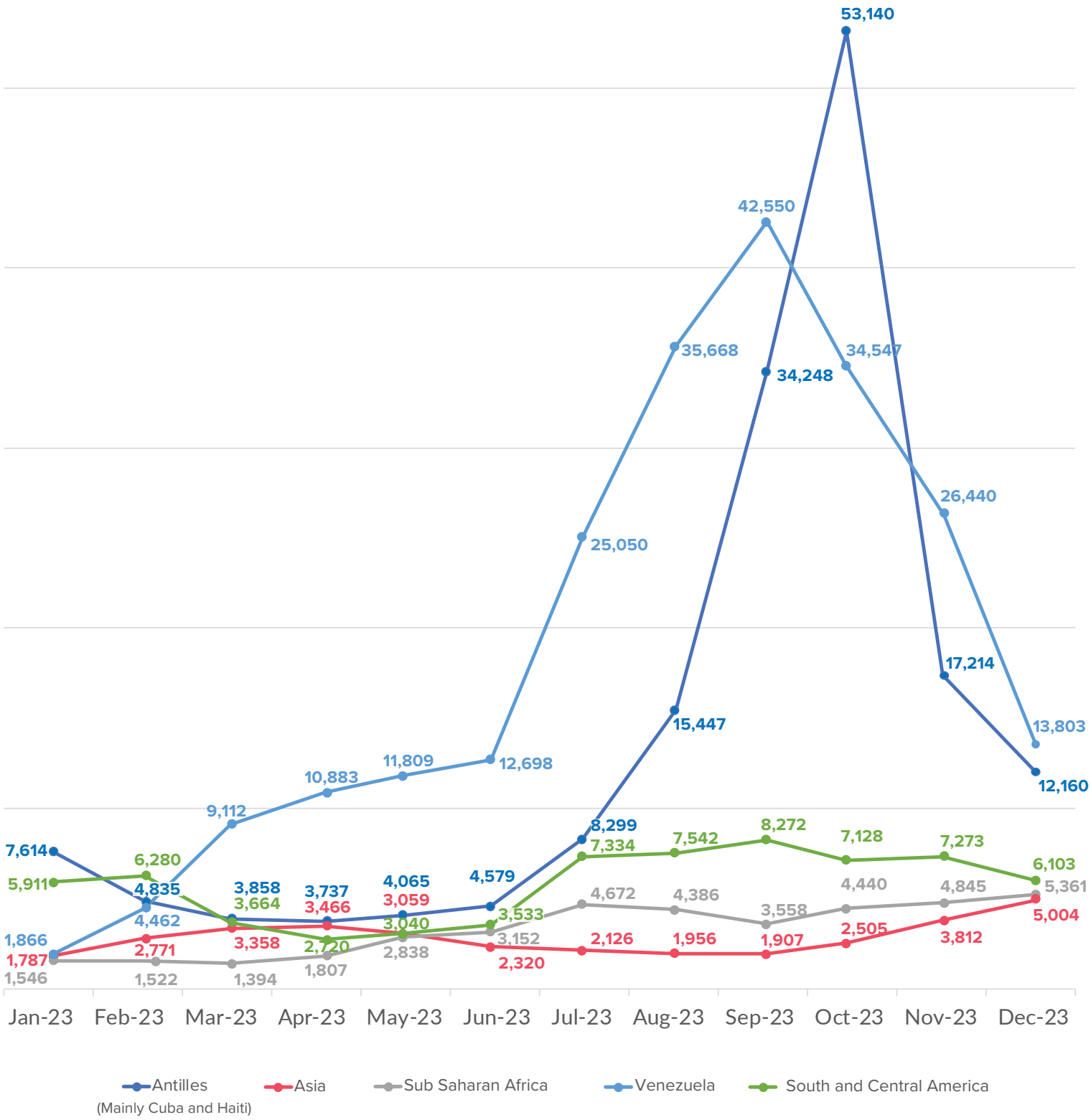

Source: Honduran National Migration Institute

Mixed Movements Protection Monitoring Results

*The UN Refugee Agency (UNHCR) collects monthly information on the **profiles, vulnerabilities and protection needs** of refugees and migrants who enter Honduras through the border with Nicaragua and transit through the country towards the border with Guatemala. The information is compiled through individual interviews conducted at the main hotspots throughout Honduras, with a focus on the entry and exit borders. The preliminary results presented here are indicative only and should not be interpreted as representative of the total population of refugees and migrants who are part of mixed movements.*

Interviewed Population Data

Interviewed Individuals by Sex

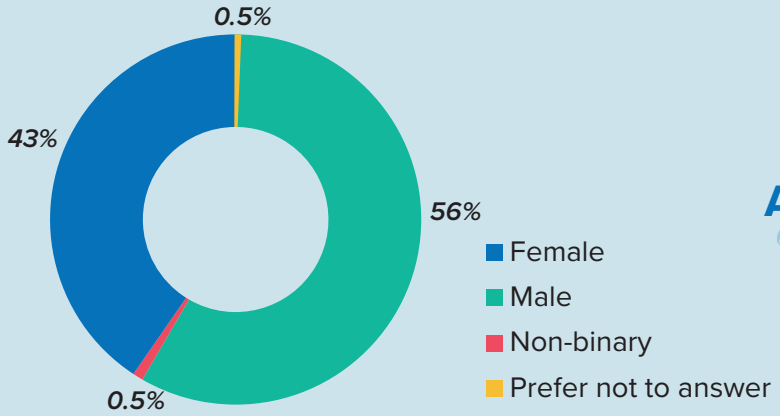

Interviewed individuals by age range

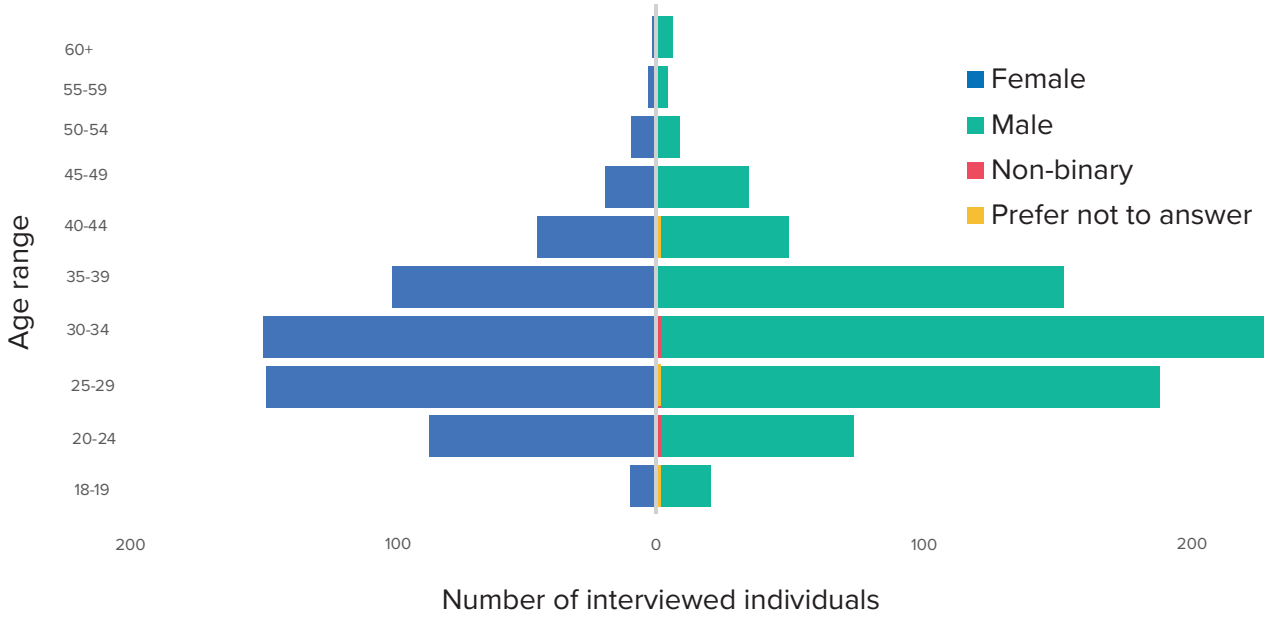

Nationality

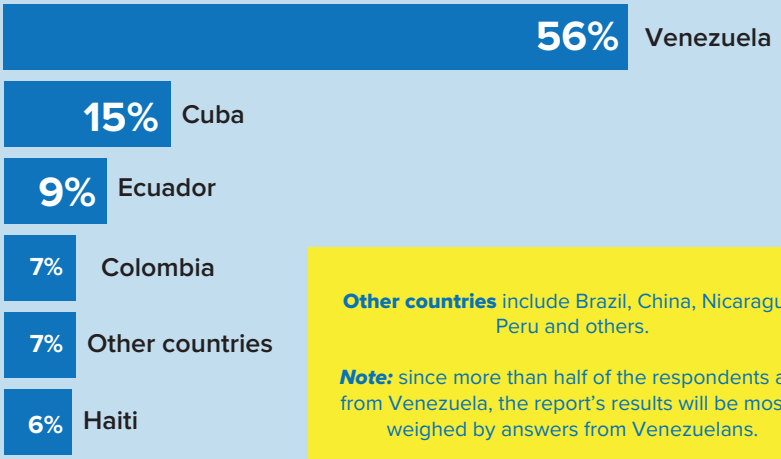

Other countries include Brazil, China, Nicaragua, Peru and others.

Note: since more than half of the respondents are from Venezuela, the report's results will be mostly weighed by answers from Venezuelans.

Documents Carried

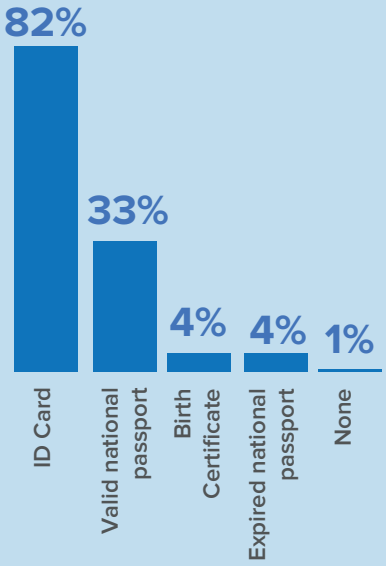

Country of residence in the past year

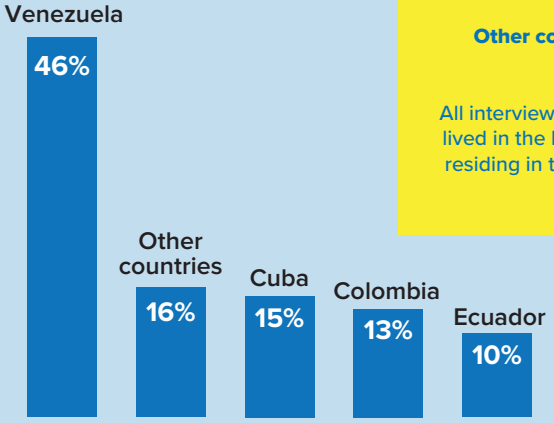

Other countries include Brazil, Chile, Haiti, Nicaragua and others.

All interviewed individuals were asked where they lived in the last year to include persons who were residing in their country of origin as well as those living elsewhere.

12% of the interviewees lived outside of their country of origin and mainly resided in Colombia (49%), Peru (14%), Ecuador (9%), Chile (8%), Brazil (5%), Dominican Republic (4%), Costa Rica (3%), Nicaragua (2%), Panama (2%), Venezuela (1%), and other countries (3%).

Reasons for leaving country of origin

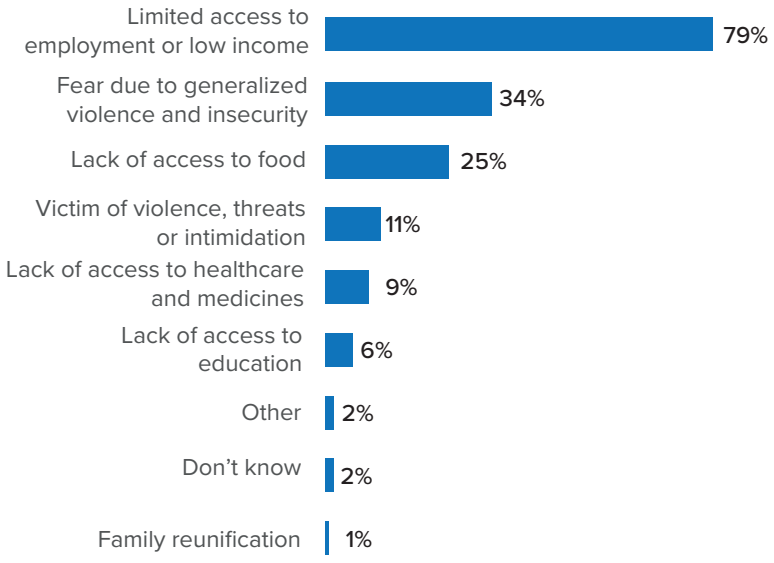

Other reasons include the government situation, political persecution, human rights violations and to seek better opportunities.

Some people indicated various reasons for leaving their country of origin.

Reasons for leaving country of origin by nationality

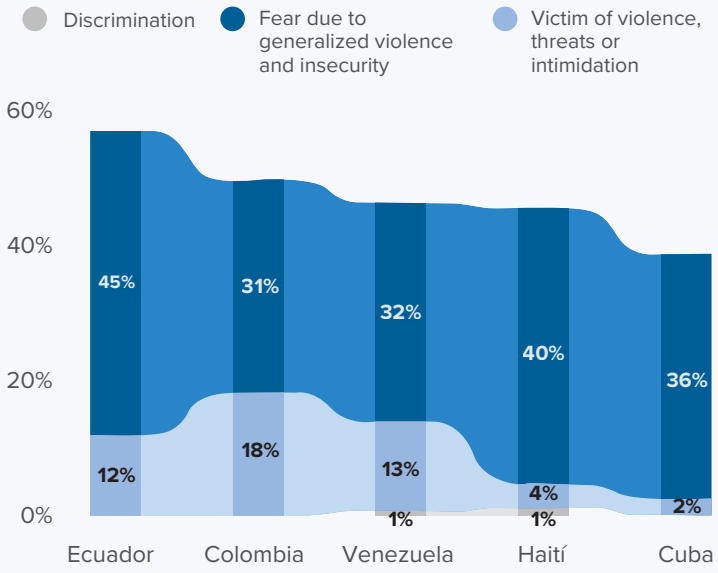

Reasons for leaving country of habitual residence

(only includes those who were living outside their country of origin in the past year)

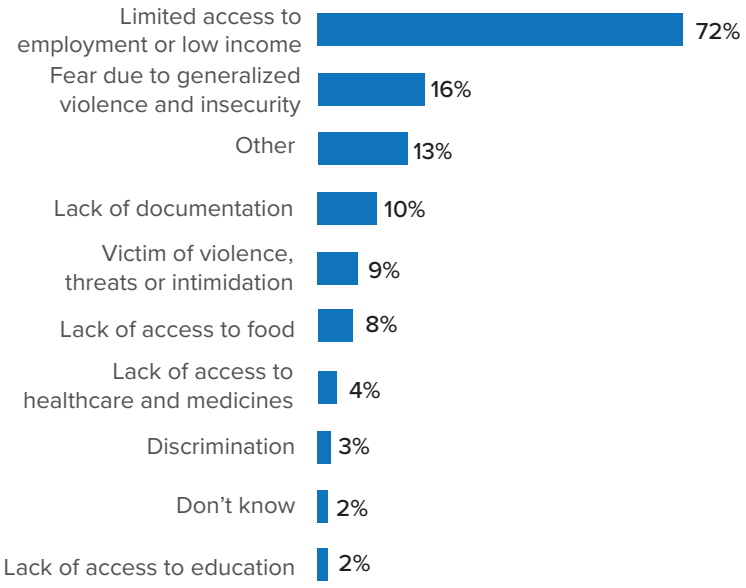

Other reasons include to seek better opportunities.

Some people indicated various reasons for leaving their country of residence.

Reasons for leaving country of habitual residence by nationality

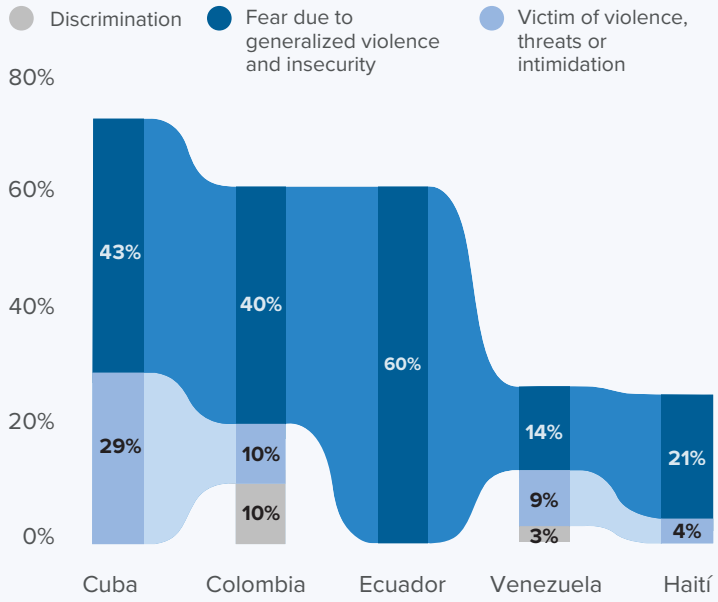

In 2023 thousands of people transited daily through Honduras. Their main needs were food, medicine, clothing and footwear, water and protection information.

UNHCR/Gerardo Moya

74%

of the interviewed individuals left their country of origin/residence

Less than four weeks ago

99%

reported an intention to stay in Honduras

for less than a month

(usually, less than a week) to continue their journey to their destination.

94%

of the interviewed individuals reported the **United States as their intended final destination.** Additionally, 2% indicated Canada, 2% Mexico, 1% other countries, and almost 1% indicated Honduras as their intended final destination.

Would you encounter any risks if you had to return to your country of origin?

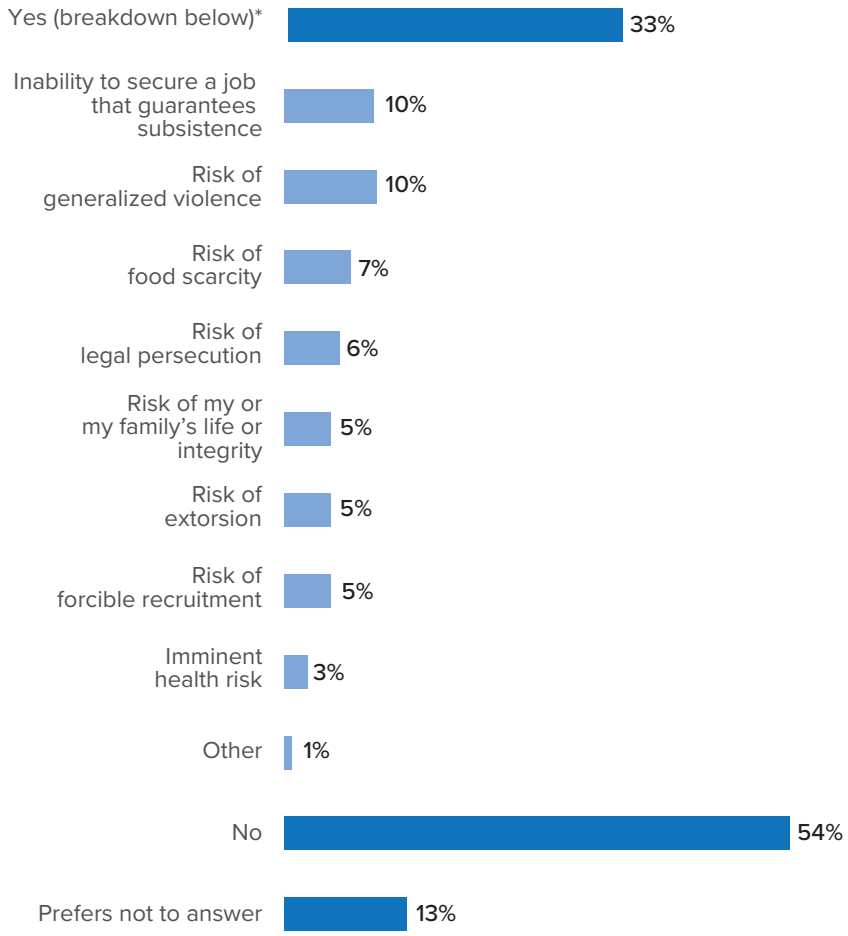

Some persons indicated that they would face several risks if they had to return to their country of origin.

The majority of respondents reported limited access to employment as the main reason for leaving their country of origin (see page 7).

At the same time a significant percentage of people indicated that they would encounter risks if they had to return to their country, including generalized violence, legal persecution, risks to their or their family's life or integrity, extorsion and forcible recruitment. In other words, even if people left their country for employment reasons, it does not mean that they would not face other risks if they had to return to their country of origin.

Another important factor to take into account is that people in mixed movements with protection needs tend to not disclose a lot of information about the reasons that forced them to flee their country of origin. Furthermore, a significant percentage (13%) preferred not to answer the previous question: ***Would you encounter any risks if you had to return to your country of origin?***

Did you experience any mistreatment or abuse during the journey?

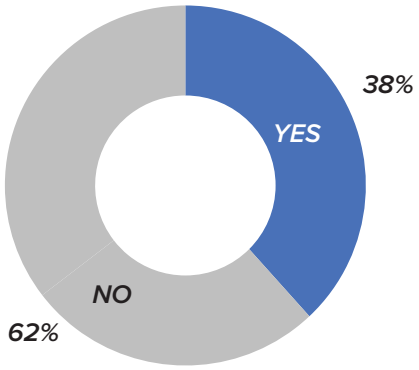

Of the individuals that responded "yes", 58% reported being victims of theft and 45% of fraud. Additionally, 20% reported being victims of threats and intimidation.

Some persons indicated various forms of mistreatment.

Mistreatment or abuse suffered during the journey by nationality

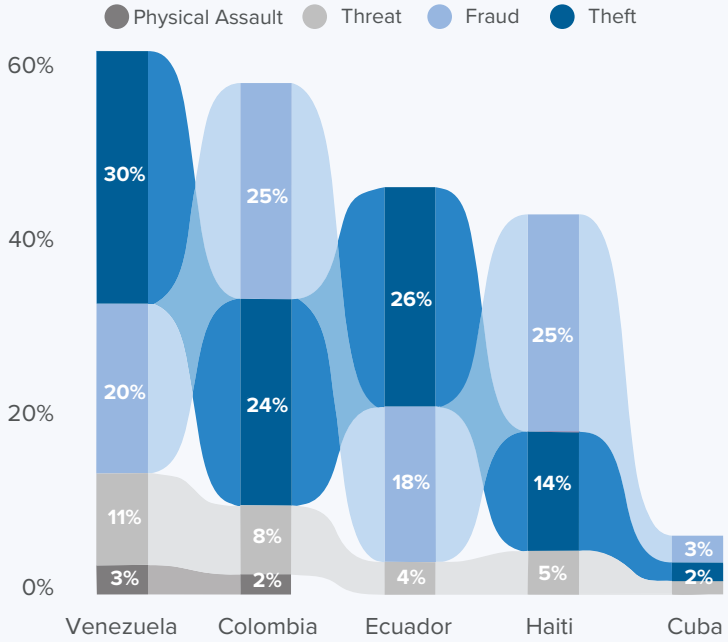

Did you experience any mistreatment or other forms of abuse at the border or within Honduras?

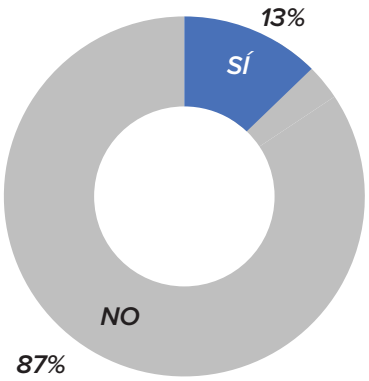

Within Honduras, of the individuals that responded "yes", 54% reported being victims of fraud and 40% of theft.

Some persons indicated various forms of mistreatment, with incidents occurring around the country. However, more people reported being victims of fraud (23%) when leaving the north-western border at Ocotepeque than when entering through the south-eastern border in Danlí (10%). Victims of theft were reported to a lesser extent in Ocotepeque (3%) than in Tegucigalpa and Danlí (22%).

Mistreatment or abuse suffered in Honduras by nationality

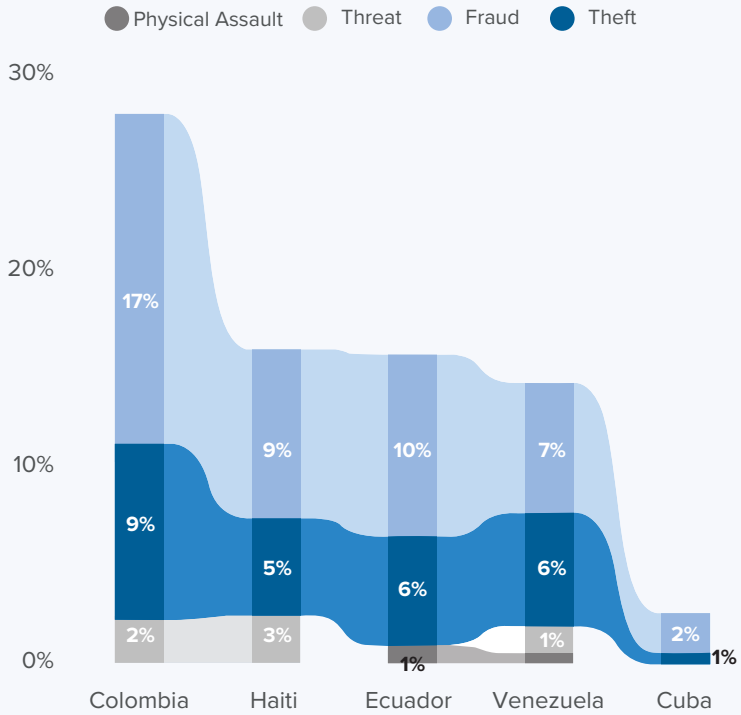

Consideraciones de Protección

14% of the interviewed individuals reported traveling with somebody with specific protection needs, including:

1% of interviewed individuals reported traveling with a **survivor of violence in their group** (sexual, physical, or psychological).

At least **3% of interviewed** individuals reported traveling with **pregnant or/and lactating women.**

1% of the respondents reported traveling with **elderly persons.**

Around **3%** of interviewed individuals reported having a **single parent traveling with children in their group.**

Around **1%** of respondents reported traveling with someone with a **critical or chronic medical condition.**

Around **5%** of interviewed individuals reported traveling with someone with a **disability: physical (3%), visual (1%) and mental (1%).**

Main Needs

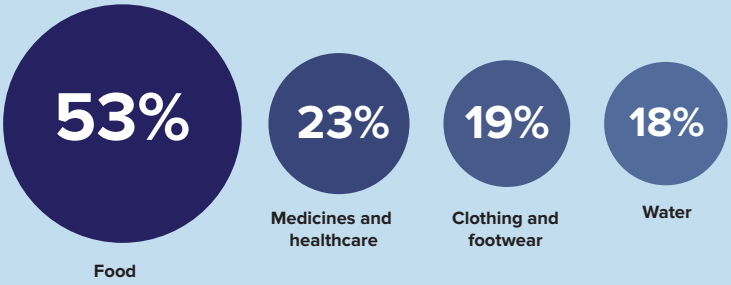

Other main needs reported by persons on the move include: **cash, shelter, legal assistance, food and items for children,** and **information on protection and migratory alternatives.**

Have you previously applied for asylum?

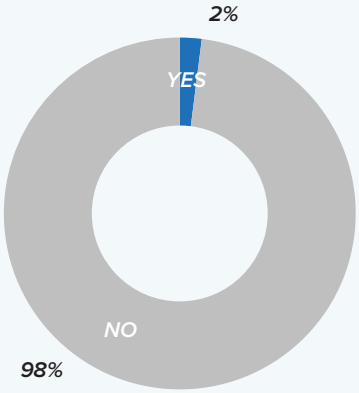

The individual previously applied in Honduras, Colombia, United States, Uruguay, Nicaragua, Chile, Panama, Peru and Costa Rica.

Have you been informed of the opportunity to seek asylum in Honduras?

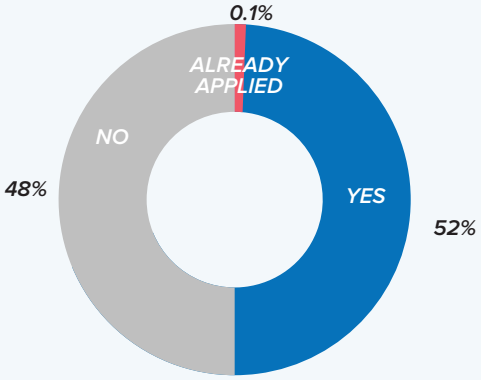

Are you aware of the United States Government's Parole Program?

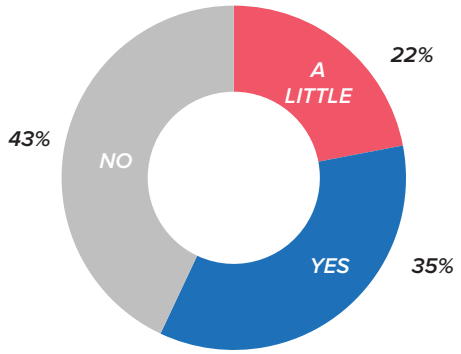

Only citizens of Venezuela, Nicaragua, Haiti and Cuba were asked this question, as the parole program only applies to these nationalities.

Do you know how the United States Government's CBP One application works?

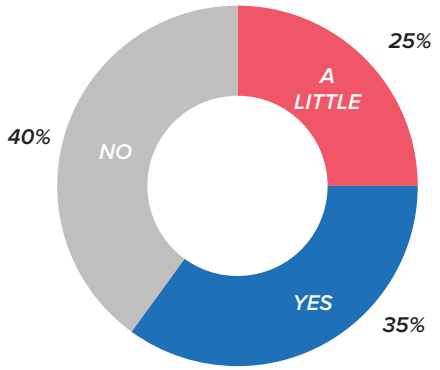

Which digital platforms do you use to get information during the trip?

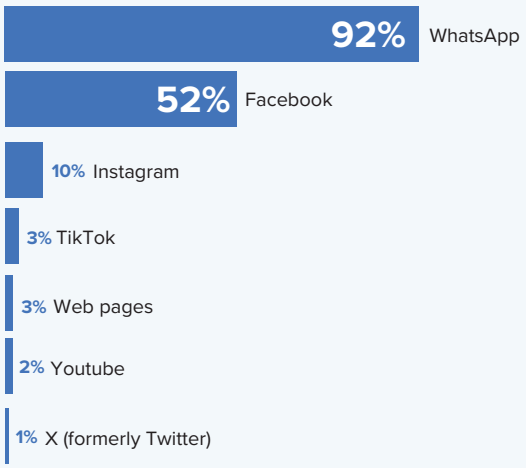

How many meals did you eat yesterday?

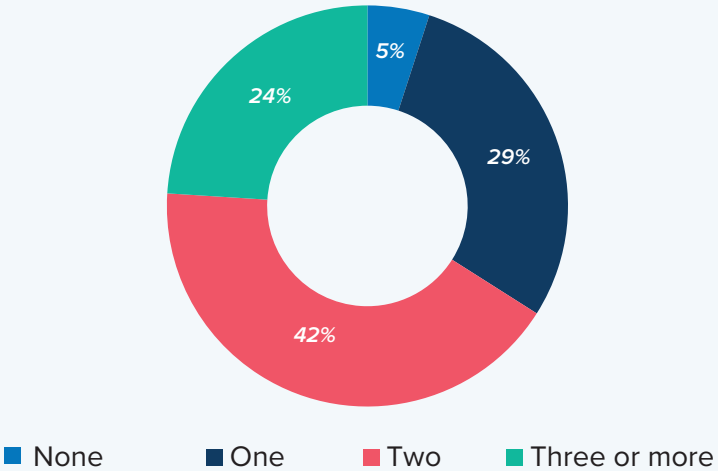

UNHCR ACNUR
La Agencia de la ONU para los Refugiados

For up-to-date information on the situation of mixed movements in the Darien crossing that impacts flows in Honduras, please click here.

UNHCR Honduras
Data Sources: UNHCR Protection Monitoring, carried out in 2023.
Feedback: Sara Naama, Associate Information Management Officer
Email: naama@unhcr.org

UNHCR is grateful for the contributions of donor countries that contribute to the office in Honduras and to global programmes with flexible funding:

Also, we thank the contributions of our global private donors in Australia, Germany, Italy, Japan, Republic of Korea, Spain, Sweden, United Kingdom, and United States of America.