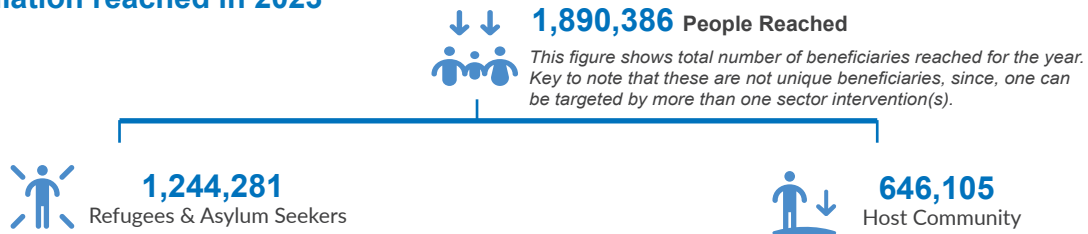




**OVERVIEW**

The 2023 End of Year Inter-Sector dashboard is a compilation of the cumulative and sector-specific results achieved by partners under the Uganda Country Refugee Response Plan (UCRRP) in 2023. The dashboard includes key achievements, an overview of populations reached as well as funds that were made available per sector and the trends from 2018 through 2023.

**Total Population reached in 2023**



**PROTECTION**

**Refugee Status Determination (RSD), Legal and Physical Protection**

- Uganda maintained a flexible approach to asylum. **94%** of the refugees (mainly South Sudanese, Congolese and Sudanese) who enter Uganda via the formal border entry points were recognized as prima facie refugees.
- Refugees received the same treatment as nationals in relation to access to courts of law and legal assistance under applicable laws of Uganda. A total of **72,117** refugees received legal services registering **84%** achievement against the 2023 target of **86,000**.

**Durable Solutions**

- Repatriation was facilitated for **12,237** individuals of **3,522** households to Burundi.
- 4,018** submissions were made for resettlement, surpassing the target of **3,500** and achieving a **115%** success rate.
- 3,491** individuals departed on resettlement, and **3,321** persons departed through complementary pathways (family reunification, scholarships, and labor pathways).

**Gender Based Violence (GBV) and Child Protection**

- 11,024** children at risk, including Unaccompanied and Separated Children (UASC), were supported through the UNHCR Best Interests Procedure (BIP). **4,845** UASC were placed in appropriate alternative care following proper comprehensive assessments against a target of **20,179** making a **24%** achievement.
- 5,017** persons at risk of GBV received multi-sectoral support **96%** received psychosocial services; **18%** with health/medical services, **19%** with legal assistance, **13%** safety and security based on need. **250,253** people were reached with GBV awareness raising messages, which represents **39%** of the annual target (**640,000**).

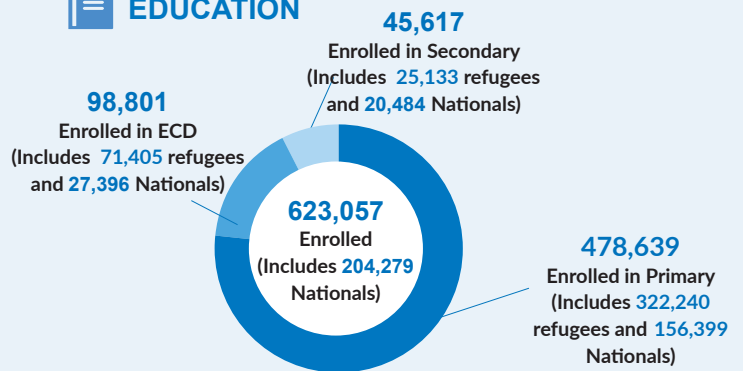


**HEALTH & NUTRITION**

- A total of **2.3 Million** consultations at the health facilities were conducted (**78%** Refugees & **24%** Nationals), with an average of **56** consultations per clinician per day.
- 97%** of births were assisted by a healthcare professional. There was a total of **47,729** births reported.
- 85%** of the **99** health facilities in the refugee hosting districts were coded by the Ministry of Health.



**EDUCATION**



- 5,523** teachers were employed by partners to operationalize the Education Response Plan (ERP II) for Refugees and Host Communities in Uganda.
- 663** refugees accessed scholarships for higher education.
- 14,437** learners are enrolled in Accelerated Education Program.



**ENERGY & ENVIRONMENT**

- 10.2 million** seedlings were raised and of these, **8.14 million** were distributed to establish and maintain woodlots and restore degraded areas of selected Central Forest Reserves (CFRs). **413,079** seedlings were used to restore **200** hectares of Lodonga and Lokiragodo degraded CFRs which were replanted. **1,223** woodlots were established and **1,520** woodlots maintained.



- **35,739** households were supported with energy saving stoves, bringing the access to improved cooking technologies to **29%** at the end of 2023.

### **WATER, SANITATION & HYGIENE (WASH)**

- On average, **23 million litres** of water was provided for refugees and the host community each day for 365 days.
- Water access was maintained at an average of **16 litres per person per day (ppd)** in the Southwest and **18 litres ppd** in the North / West Nile.
- Household latrine coverage is at **68%** similar to 2022. The emergency latrine to person ratio was kept within the target of **1:50**.
- **Four** water systems have been integrated into the national water systems. This has reduced the cost of providing water from **\$1 to \$0.3** per household per month.



### **LIVELIHOODS & ECONOMIC INCLUSION**

- **87,183** individuals were trained on good agronomic practices, of which **407** were from the host community. **8,661 acres** of arable land were accessed by refugees for farming.
- **28,813** individuals were trained on business management skills for micro-entrepreneurs, where **6,944** individuals were nationals.
- **61,484** individuals participated in farmer associations, where **22,289** individuals were nationals, to help foster peaceful co-existence.



### **FOOD SECURITY**

- Over **1.26 million** beneficiaries were reached with food assistance. This assistance comprised in-kind food (**38%**) and cash-based transfers (**62%**), with a balanced gender distribution among recipients. **The beneficiary caseload decreased compared to last year, partially due to the implementation of phase III prioritization in July 2023, which phased out Category 3 beneficiaries from general food assistance.**



### **EMERGENCY RESPONSE**

- Measles outbreak occurred in Palorinya (**59 cases**), Klyandongo (**163 cases**) and Kyaka (**52 cases**). **All were well managed with no death registered. Vaccination coverage for measles antigen was scaled up to 90% of the children under 5 years of age.**
- The operation continued to receive new arrivals and

cumulatively **99,052** individuals arrived in the country. Of these, **25%** arrived from South Sudan, while **24%** were from the DR Congo, and **49%** were urban new arrivals in Kampala.

- Sudan emergency: **2% (1,883)** of the Sudanese arrivals were received in the settlements, and a significant majority **98%(11,087)** were part of the urban new arrivals that sought asylum in Kampala resulting in **12,970** new arrivals from Sudan in total.

### **UCRRP STRATEGIC OBJECTIVES**

1. Maintain asylum space, preserve access to territory and adhere to international protection standards.
2. Ensure life-saving humanitarian needs are met, with attention to any specific needs.
3. Enable a healthy natural environment and provide access to improved social services through national systems where possible.
4. Foster peaceful co-existence and self reliance, by creating a conducive environment for livelihoods opportunities.
5. Provide access to durable solutions, including voluntary return or third country solutions.

### **LINKS TO THE 2023 END OF YEAR SECTOR DASHBOARDS**

Below are the links to the Sector UCRRP 2023 End of Year Dashboards. These include detailed information on the results achieved by partners, as well as the challenges faced throughout 2023.

-  Food Security
-  Livelihood & Resilience
-  Health & Nutrition
-  Child Protection
-  GBV
-  Protection
-  Environment & Energy
-  Shelter Settlement & NFIs
-  WASH
-  Education



## UCRRP Planning Figures and Funding Update



**1.6 M**

Targeted Population



**66**

Appealing Partners



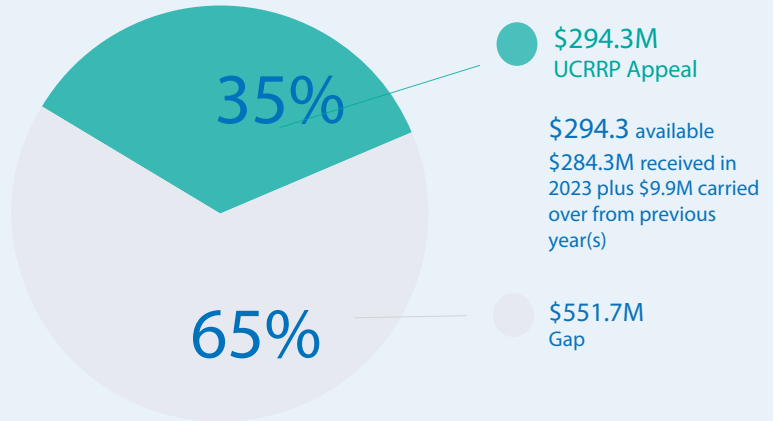
**\$846 M**

Total Appeal



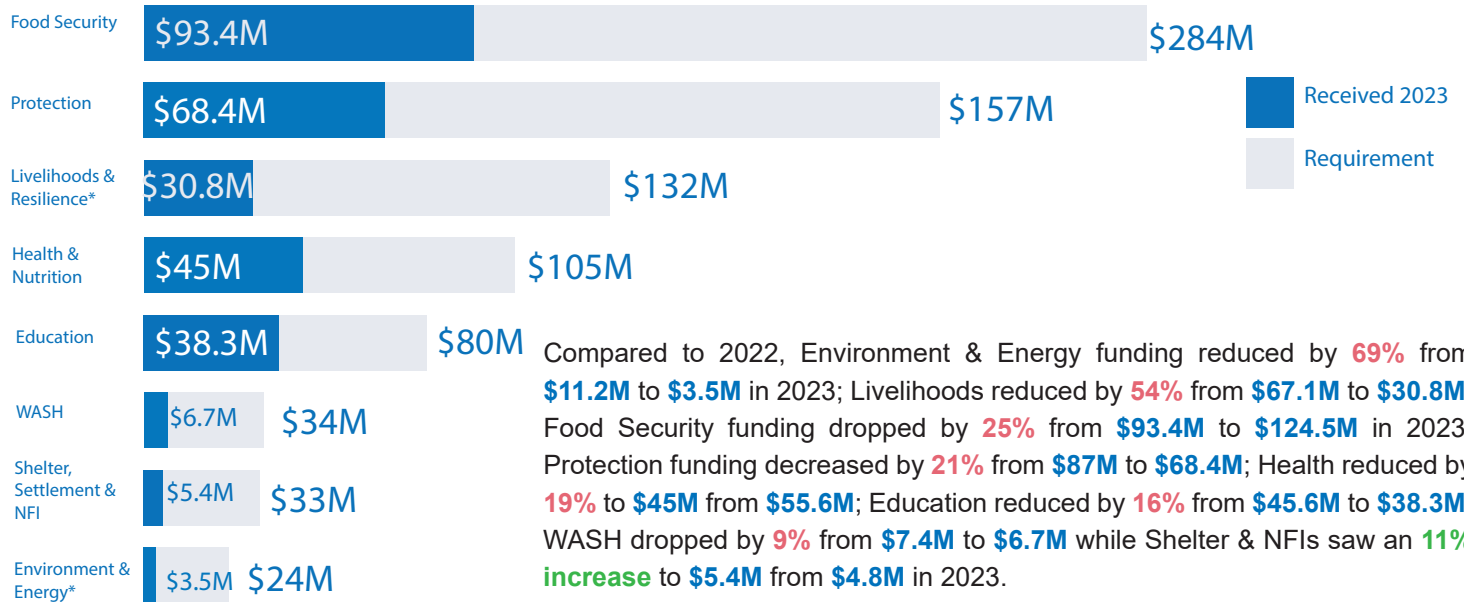
**\$294.3M**

Received in 2023



In 2023, just **35%** of the **\$846 million** appeal was received to support the Uganda refugee response. This comprised **\$9.9 million** carried over from 2022, in addition to **\$284.3 million** received during 2023, resulting in a total amount of **\$294.3 million**. A significant **28% decrease** compared to the **\$414 million** reported in 2022. Key to note - **Funding received has consistently dwindled since 2018 as observed from the trends below.**

### 2023 Funding received and allocation per sector (\$)



### Funding trends and new funding received (Million \$) | 2018 - 2023

