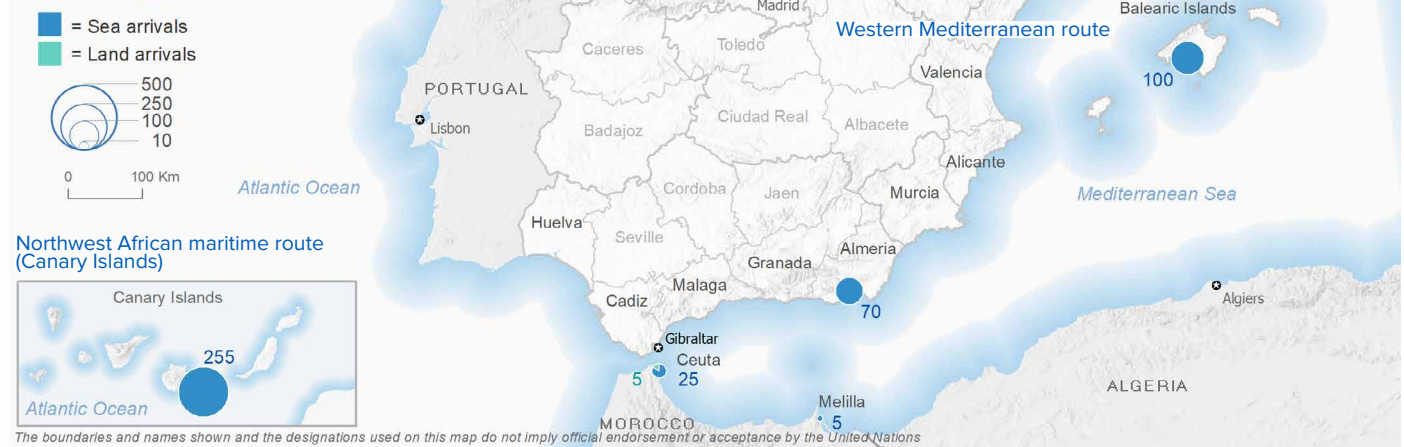


SPAIN Weekly snapshot - Week 12 (18 - 24 Mar 2024)

The charts below are based on figures from the Ministry of Interior and UNHCR estimates. All figures are provisional and subject to change

Refugees & migrants: sea and land arrivals in week 12¹



Arrivals in Spain

16,048
 Arrivals as of 24 Mar 2024²
+291%
 Dif. 2023

15,940
 Sea Arrivals²
 Dif. 2023: +300%

108
 Land Arrivals²
 Dif. 2023: -13%

463
 Arrivals Week 12¹
 Dif. last week: -26%
 Dif. 2023: +76%

Western Mediterranean

3,186
 Arrivals as of 24 Mar 2024²
+62%
 Dif. 2023

3,078
 Sea Arrivals²
 Dif. 2023: +67%

108
 Land Arrivals²
 Dif. 2023: -13%

207
 Arrivals Week 12¹
 Dif. last week: -12%
 Dif. 2023: +10%

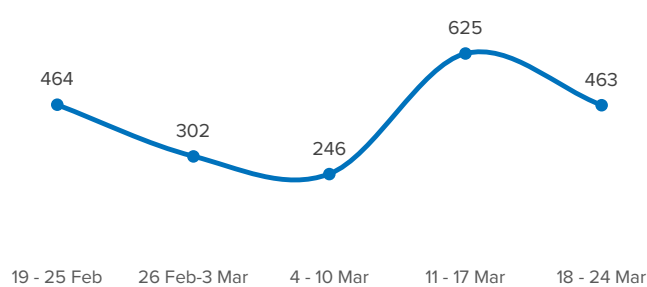
Northwest African maritime (Canary Islands)

12,862
 Arrivals as of 24 Mar 2024²
+501%
 Dif. 2023

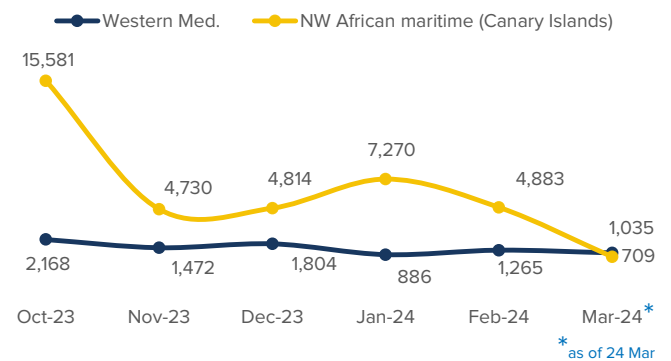
12,862
 Sea Arrivals²
 Dif. 2023: +501%

256
 Arrivals Week 12¹
 Dif. last week: -34%
 Dif. 2023: +245%

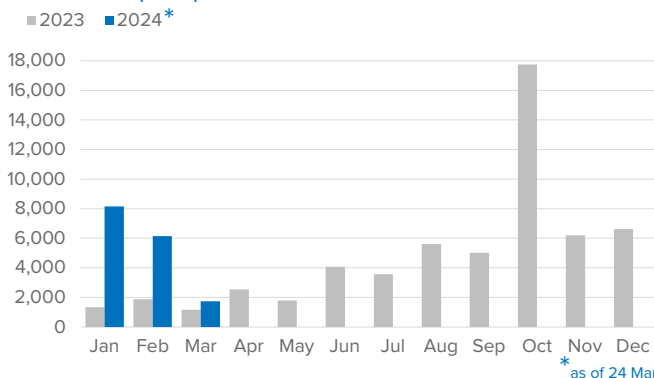
Arrivals in Spain during the last five weeks¹



Arrivals in Spain by route during the last six months²



Arrivals in Spain per month²



Arrivals in Spain per year²

