DEMOCRATIC REPUBLIC OF THE CONGO

Monthly Statistics of Refugees and Asylum Seekers

as of 31 march 2024 - Page 1

Registered Refugees and Asylum-Seekers in DRC

Key Figures

526 790 Refugees and Asylum Seekers

523 190 Registered Refugees

3 600 Asylum Seekers

225 242 Refugees and Asylum Seekers biometrics registered in ProGres 57%(5years+)

73 Ex refugees Congolese who had return in DRC in 2024

1943 Refugees and Asylum Seekers Registered in 2024

Situation Overview

The refugee population in the DRC decreased from **523,760** to **523,190** compared with February, a variation of 0.12% due to the repatriation of Central Africans and Rwandans. The number of asylum seekers increased from **3,461** to **3,600**, mainly as a result of the registration of new Burundian asylum seekers. **42** Congolese (ex-refugees) were repatriated to the DRC during the month while **545** Central Africans and **133** Rwandans were repatriated to their countries. **106** people were resettled in March.

Age and Gender of Refugee Population

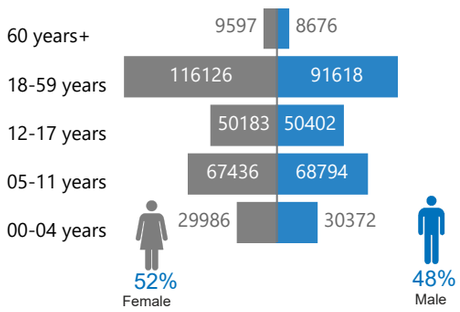

Refugee Population by Country of Origin

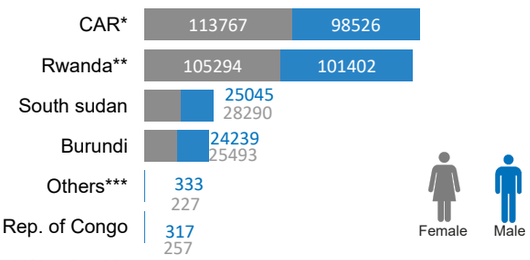

* Central African Republic

** 131,739 is the number of Rwandan refugees in the DRC registered by the DRC government not yet biometrically verified.

***: Angola, Sudan, Uganda, Somalia, Côte d'Ivoire, Eritrea, Syria, Liberia, Chad, Sierra Leone, cameroun, Nigeria, Mali, Senegal

Réfugiee by type of location

393 424
75% Rural

123 149
23.5%
In settlements

6 617
1.3%
Urban

Refugee Population by Province in DRC

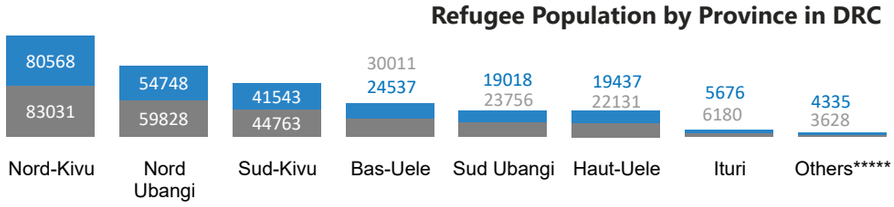

Male Female

*****:Haut-Katanga (2673), Kinshasa (941), Lualaba (942), Lomami 849), Kongo-Central (680), Maniema (614), Tanganyika (872), Equateur (362), Tshuapa (14) et Kasaï-Oriental(16).

Location of refugee population in DRC

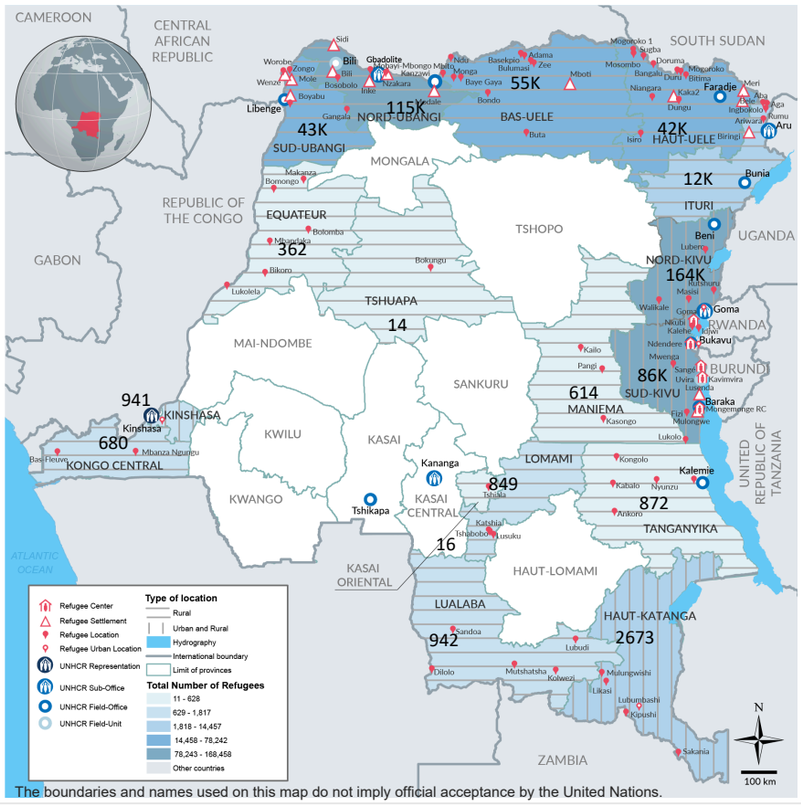

The boundaries and names used on this map do not imply official acceptance by the United Nations.

Asylum Seekers Population by Country of Origin

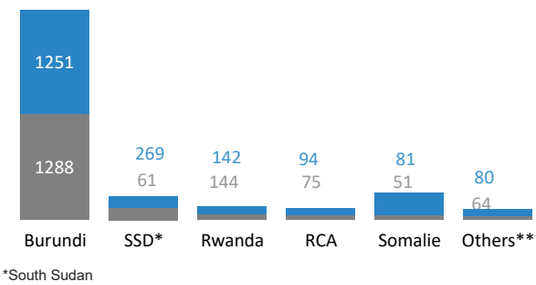

*South Sudan

**Central African Republic, Angola, Republic of Congo, Cameroon, Chad, Syria, Mali, Liberia, Côte d'Ivoire, Sudan, etc.

Asylum Seekers Population by Province in DRC

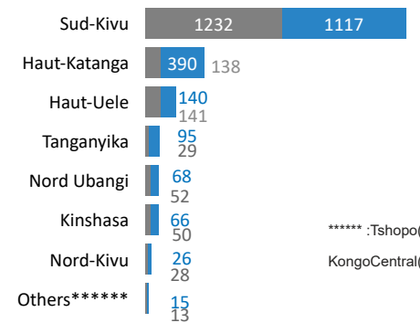

****** :Tshopo(1),Lualaba (15), KongoCentral(9)

Creation date: January 31, 2024 Sources: UNHCR/CNR Feedback: codkidrcdima@unhcr.org

1 Refugees and asylum seekers aged 5 years and over, representing 55% of the total population.

Refugees and Asylum Seekers in RDC

Refugees in settlement

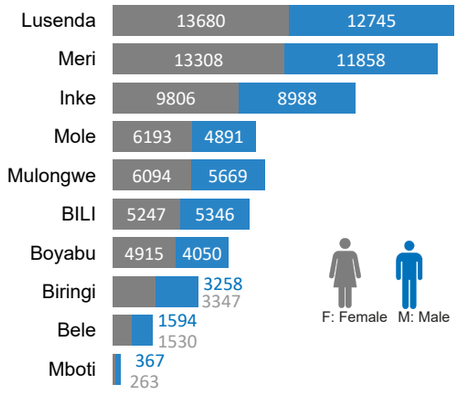

Refugees in the developpement pole

Location	F	M	Total
Modale	3390	2942	6332
Nzakara	4799	3939	8738
sidi	3251	3129	6380
wenze	3805	2684	6489
Total	**15245**	**12694**	**27939**

Urban refugees

Location	F	M	Total
Bukavu	667	609	1276
Goma	1094	950	2044
Kinshasa	458	483	941
Lubumbashi	1049	1307	2356
Total	**3268**	**3349**	**6617**

Repatriation situation in the DRC at 31 March 2024

Number of refugees repatriated from the DRC

Country of origin	2019	2020	2021	2022	2023	2024
South Sudan	0	0	0	3	0	0
Rep. of Congo	3	5	0	0	1	0
Burundi	101	1943	7296	3474	4517	0
Rwanda	2136	922	1920	2451	1924	133
RCA	3137	2061	5021	3350	2328	545
Total	**5377**	**4931**	**14237**	**9278**	**8770**	**678**

Returning regugees to DRC

Country of origin	Total
RSA	72
ICO	1
Total	**73**

RSA: South africa , RCA: central African Republic , USA: United States , COB: Rép.of Congo, SSD: South Sudan, RDC: Rép.Democratic of Congo, ICO: Cote d'ivoire

Situation of resettlement 2024

Nationality/ resettlement country	#Ind.Reinstalled	Indsubmit
SSD	**0**	**7**
Burundi	**20**	**0**
USA	20	0
COB	**94**	**0**
USA	94	0
RCA	**43**	**0**
USA	43	0
Total	**157**	**7**

- **11 Congolese** from the DRC from mixed families were resettled on 2024

A) Person with specific needs

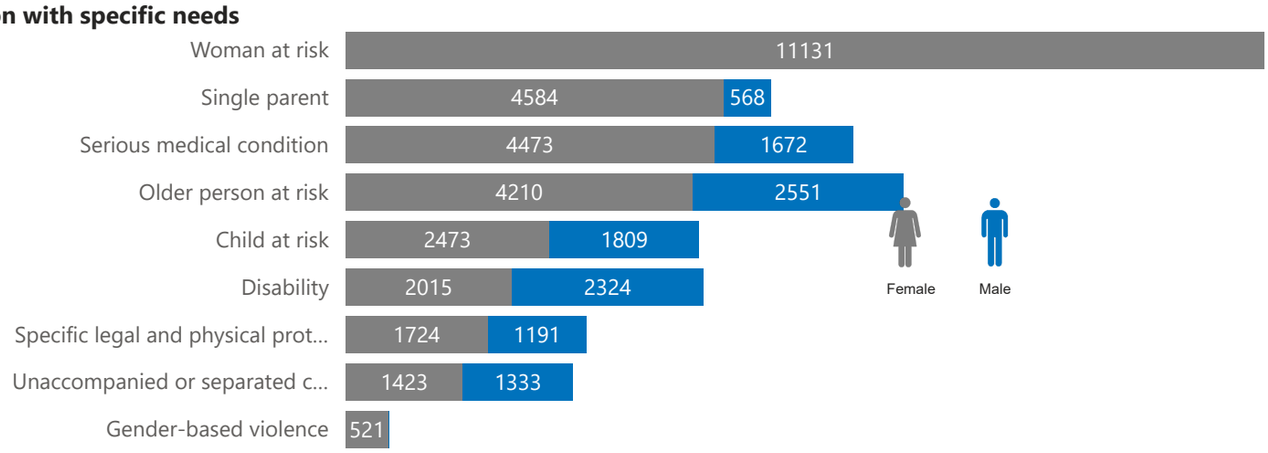

B) Top 5 Occupation

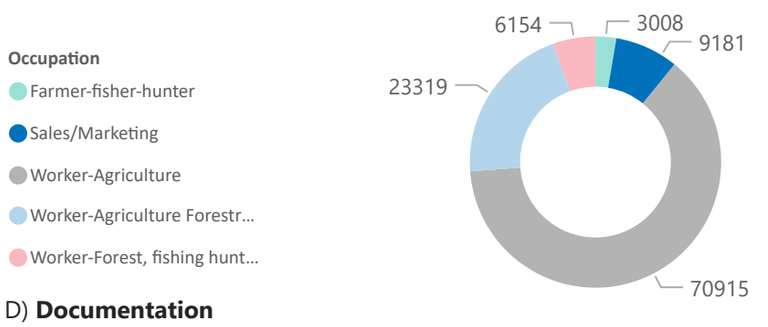

C) Pocs enrolled in the national education system

(2023 national report)

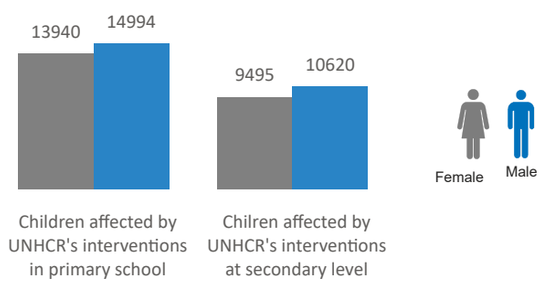

D) Documentation

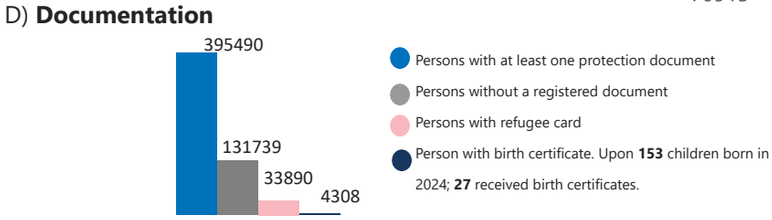
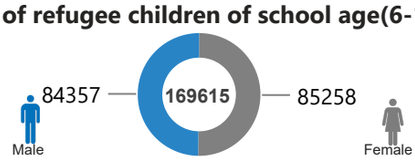
E) Situation of refugee children of school age(6-17years)