

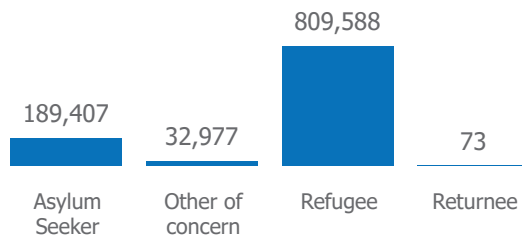
**8,567,921**

FORCIBLY DISPLACED PEOPLE & RETURNEES (1)

As a result of persecution, conflict, violence, human rights violations, or events seriously disturbing public order.

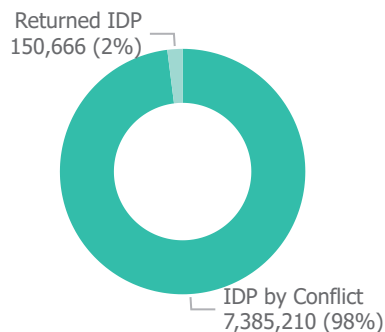
**1,032,045**

Refugees, asylum-seekers, other of concern & returnees (12% of the overall forcibly displaced people and returnees population)

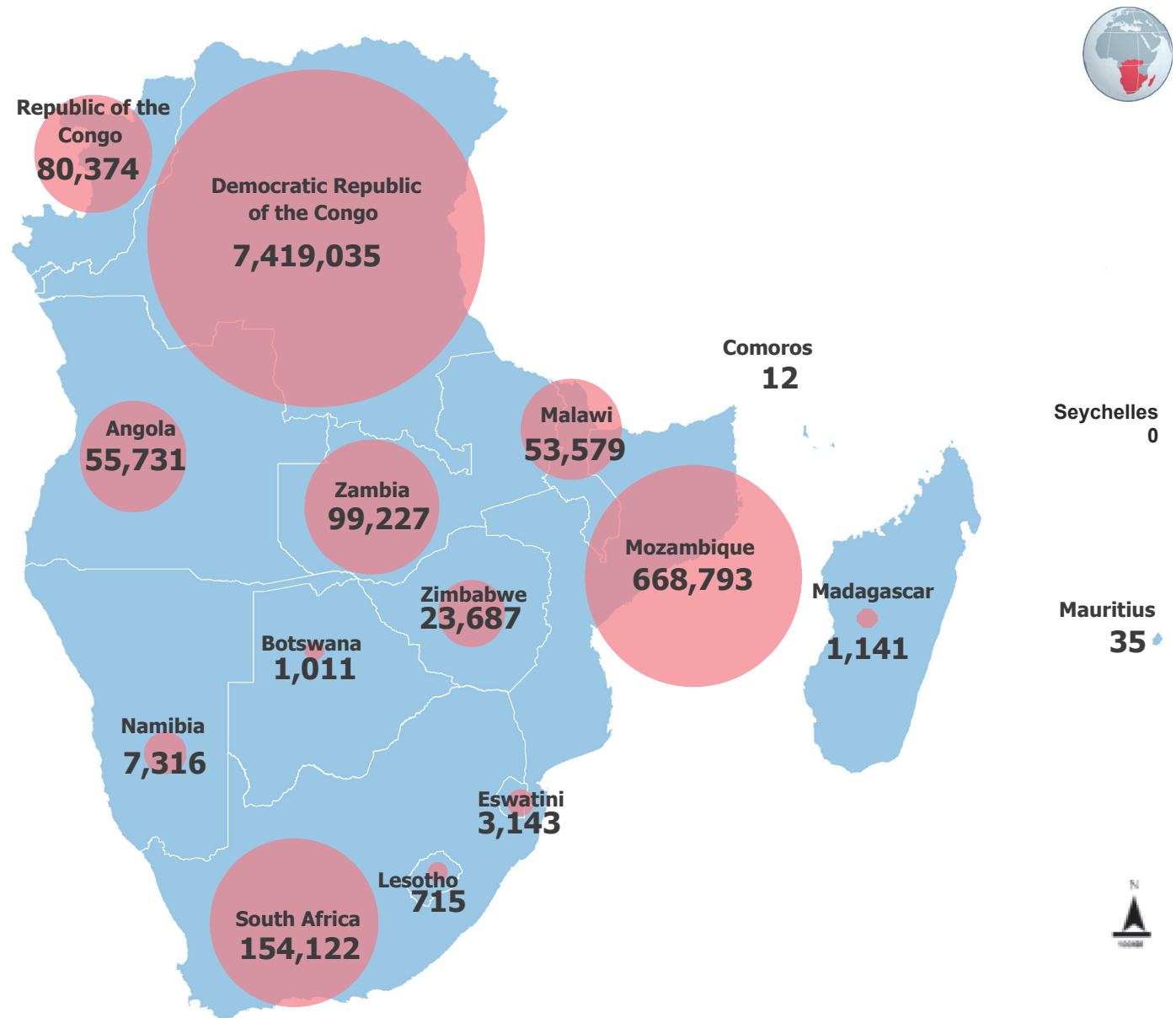


**7,535,876**

Conflict-induced Internally displaced person (IDPs) and returned IDPs (88% of the overall forcibly displaced people and returnees population)



(1) In addition, there are 1121 228 people displaced internally in the context of disasters and climate change. The displacement occurred in the following countries: Malawi (659 278), The Democratic Republic of the Congo (294 110), Mozambique (126 305) and Zimbabwe (41 535).



The boundaries and names shown and the designations used on this map do not imply official endorsement or acceptance by the United Nations

**Summary population table**

Country of Asylum	Refugee	Asylum-Seeker	Other of Concern	IDP by Conflict	Returned IDP	Refugee Returnee	Statelessness	Host Community	Total
<b>Democratic Republic of the Congo</b>	<b>523,190</b>	<b>3,600</b>		<b>6,802,446</b>	<b>89,726</b>	<b>73</b>			<b>7,419,035</b>
Other	378,434	3,193		5,898,449	89,726	73			6,369,875
IDP Camp				903,997					903,997
Lusenda	26,425	3							26,428
Meri	25,166	17							25,183
Inke	18,794	94							18,888
Mulongwe	11,763	23							11,786
Mole	11,084								11,084
Bili	10,593	6							10,599
Boyabu	8,965								8,965
Nzakara	8,738								8,738
Biringi	6,605								6,605
Wenze	6,489								6,489
Sidi	6,380								6,380
Bele	3,124	264							3,388
Mboti	630								630
<b>Mozambique</b>	<b>5,348</b>	<b>18,406</b>	<b>1,335</b>	<b>582,764</b>	<b>60,940</b>				<b>668,793</b>
Other	2,573	13,713	871	582,764	60,940				660,861
Maratane Camp	2,775	4,693	464						7,932
<b>South Africa</b>	<b>67,151</b>	<b>86,971</b>							<b>154,122</b>
Unknown	67,151	86,971							154,122
<b>Zambia</b>	<b>74,505</b>	<b>7,125</b>	<b>17,597</b>						<b>99,227</b>
Meheba	31,006	672	9,744						41,422
Mayukwayukwa	18,695	106	7,088						25,889
Other	17,468	5,168	765						23,401
Mantapala	7,336	1,179							8,515
<b>Congo</b>	<b>61,075</b>	<b>6,668</b>	<b>12,631</b>						<b>80,374</b>
Other	49,072	5,737	12,420						67,229
Site du 15 Avril	6,086	931	184						7,201
Site de Bouemba	5,917		27						5,944
<b>Angola</b>	<b>25,250</b>	<b>30,279</b>	<b>202</b>						<b>55,731</b>
Unknown	17,375	30,023	141						47,539
Lovua Settlement	6,176								6,176
Other	1,699	256	61						2,016
<b>Malawi</b>	<b>35,268</b>	<b>18,307</b>	<b>4</b>						<b>53,579</b>
Dzaleka	33,846	16,688	4						50,538
Other	1,422	1,619	0						3,041
<b>Zimbabwe</b>	<b>9,913</b>	<b>12,764</b>	<b>1,010</b>						<b>23,687</b>
Tongogara	9,011	6,185	912						16,108
Other	689	6,564	66						7,319
Unknown	213	15	32						260
<b>Namibia</b>	<b>5,346</b>	<b>1,886</b>	<b>84</b>						<b>7,316</b>
Osire	4,622	1,555	32						6,209
Other	724	331	52						1,107
<b>Eswatini</b>	<b>1,224</b>	<b>1,904</b>	<b>15</b>						<b>3,143</b>
Other	1,224	1,904	15						3,143
<b>Madagascar</b>	<b>86</b>	<b>1,036</b>	<b>19</b>						<b>1,141</b>
Other	86	1,036	19						1,141
<b>Botswana</b>	<b>778</b>	<b>159</b>	<b>74</b>						<b>1,011</b>
Dukwe	612	8	34						654
Other	166	151	40						357
<b>Lesotho</b>	<b>436</b>	<b>273</b>	<b>6</b>						<b>715</b>
Other	436	273	6						715
<b>Mauritius</b>	<b>8</b>	<b>27</b>							<b>35</b>
Other	8	27							35
<b>Comoros</b>	<b>10</b>	<b>2</b>							<b>12</b>
Other	10	2							12
<b>Seychelles</b>	<b>0</b>	<b>0</b>	<b>0</b>	<b>0</b>	<b>0</b>	<b>0</b>	<b>0</b>	<b>0</b>	<b>0</b>
Other	0	0	0	0	0	0	0	0	0
<b>Total</b>	<b>809,588</b>	<b>189,407</b>	<b>32,977</b>	<b>7,385,210</b>	<b>150,666</b>	<b>73</b>	<b>0</b>	<b>0</b>	<b>8,567,921</b>
2024 Planning Figures	<b>805,200</b>	<b>209,893</b>	<b>30,784</b>	<b>8,571,008</b>	<b>2,300,000</b>	<b>16,025</b>	<b>182,393</b>	<b>300,000</b>	<b>12,415,303</b>
Progression (Pop-PF)	100.5%	90.2%	107.1%	86.2%	6.6%	0.5%	0.0%	0.0%	69.0%

**Notes:** The figures are subject to change; \*IDPs by disaster are not included; \*\*'Other' in the location refers to any known location other than camp or settlement sites, covering both urban and rural areas; \*\*\*self-settled refers to the individuals without available information such as their names and locations, and their locations are categorized to be 'unknown'; those by location in Congo, Democratic Republic of the Congo and Zimbabwe could be different from the numbers operation report due to inconsistency in proGres.