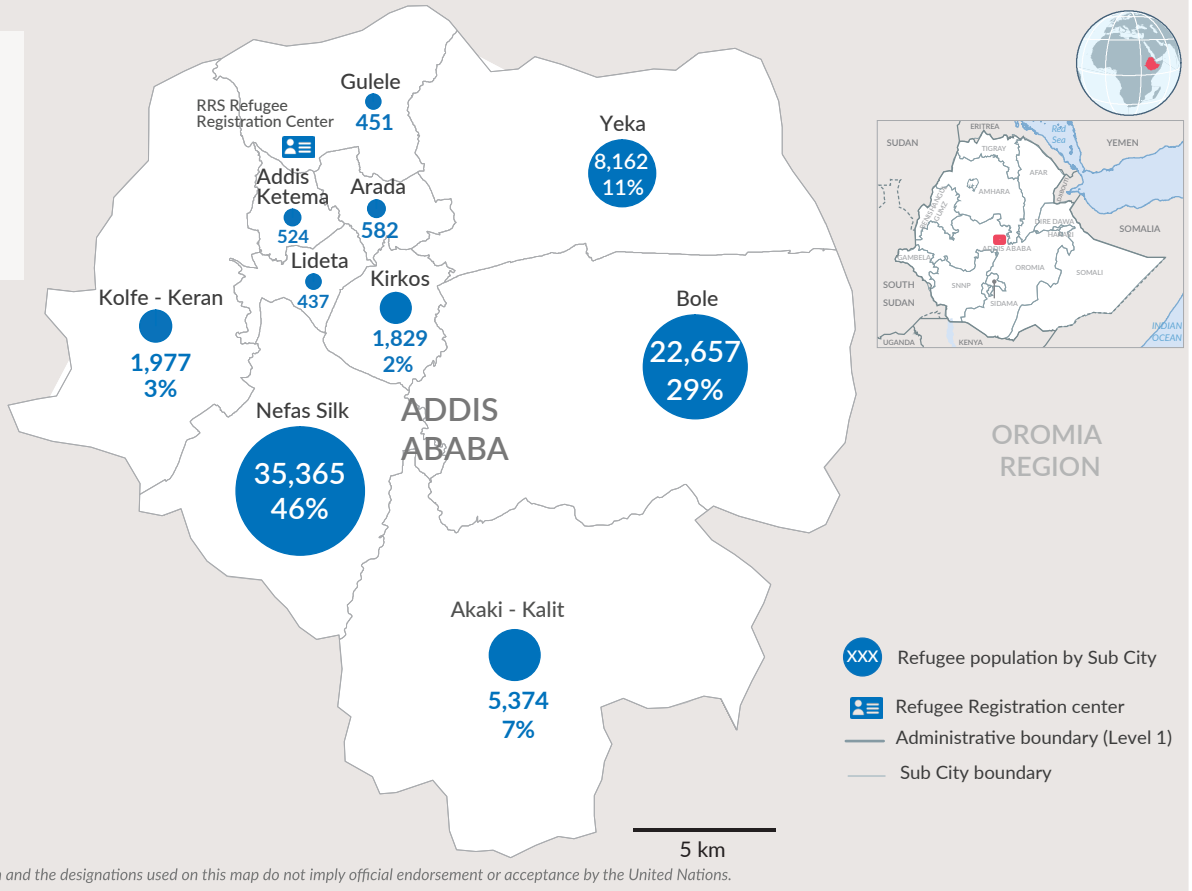




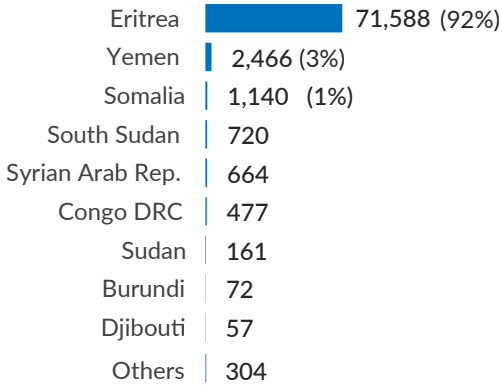
**77,653**  
Individuals

**46,370**  
Households



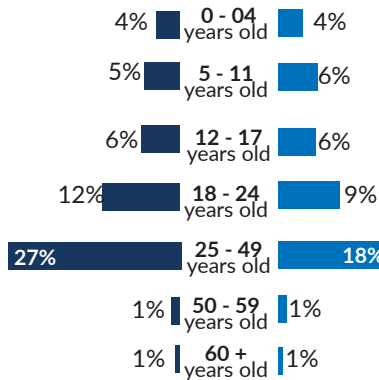
**Country of origin**

Refugees residing in Addis Ababa are originated from **28** different countries



**Age-gender breakdown**

Female 55% Male 45%



Children (0 - 17 years)

30%

Adults (18 - 59 years)

68%

Elderly (60+)

2%

Women & Children

71%

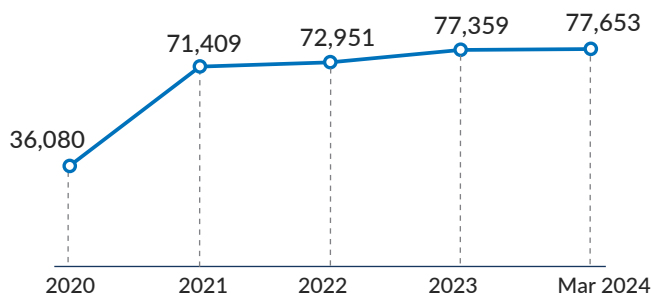
**Household Representative**

Female 58%



Male 42%

**Urban population trends | Dec 2020 - Mar 2024**



The refugee population in Addis Ababa doubled in December 2021, mainly due to self-relocation movements of Eritrean refugees from Tigray region.

**Persons with specific needs**

Specific Need	F	M	Total
Women at risk	11,938	-	11,938
Single parent	3,143	81	3,224
Child at risk	1,360	1,478	2,838
Unaccompanied or separated child	1,389	1,414	2,803
Serious medical condition	1,336	1,209	2,545
Persons with disability	607	1,831	2,438