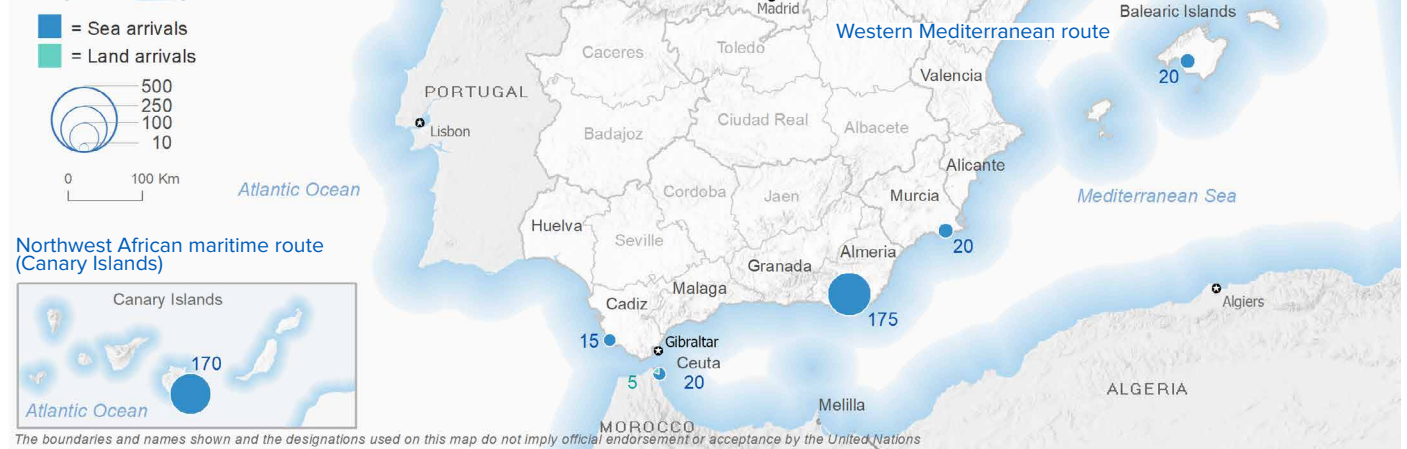


SPAIN Weekly snapshot - Week 18 (29 Apr - 5 May 2024)

The charts below are based on figures from the Ministry of Interior and UNHCR estimates. All figures are provisional and subject to change

Refugees & migrants: sea and land arrivals in week 18¹



Arrivals in Spain

20,428
 Arrivals as of 5 May 2024²
+184%
 Dif. 2023

20,260
 Sea Arrivals²
 Dif. 2023: +189%

168
 Land Arrivals²
 Dif. 2023: -12%

427
 Arrivals Week 18¹
 Dif. last week: -22%
 Dif. 2023: -7%

Western Mediterranean

4,285
 Arrivals as of 5 May 2024²
+19%
 Dif. 2023

4,117
 Sea Arrivals²
 Dif. 2023: +20%

168
 Land Arrivals²
 Dif. 2023: -12%

256
 Arrivals Week 18¹
 Dif. last week: +327%
 Dif. 2023: +23%

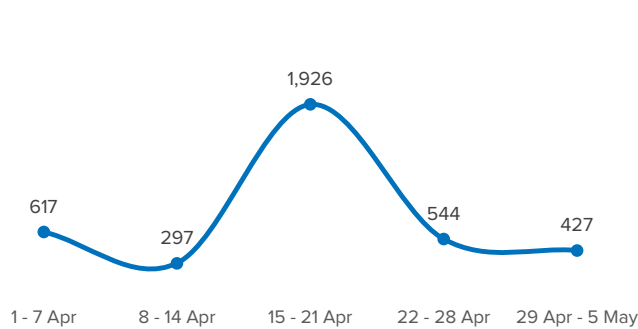
Northwest African maritime (Canary Islands)

16,143
 Arrivals as of 5 May 2024²
+350%
 Dif. 2023

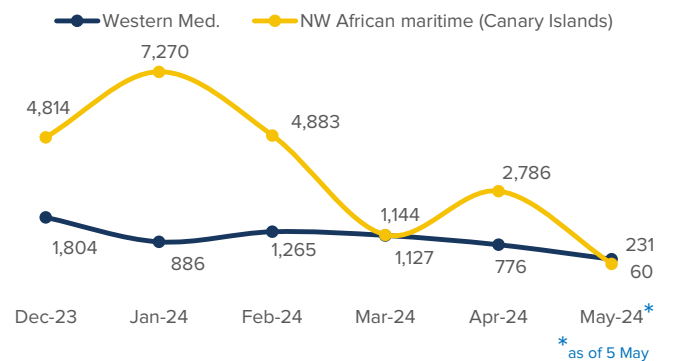
16,143
 Sea Arrivals²
 Dif. 2023: +350%

171
 Arrivals Week 18¹
 Dif. last week: -65%
 Dif. 2023: -31%

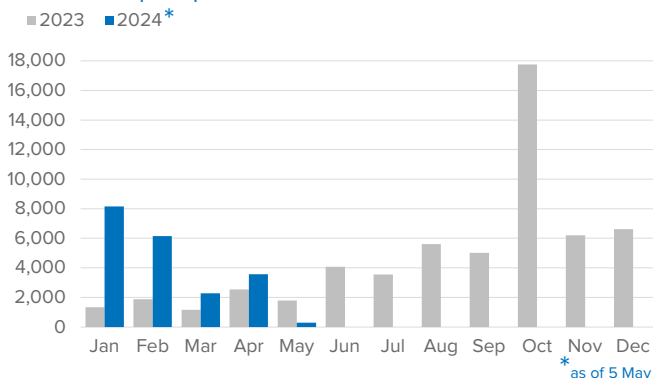
Arrivals in Spain during the last five weeks¹



Arrivals in Spain by route during the last six months²



Arrivals in Spain per month²



Arrivals in Spain per year²

