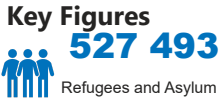


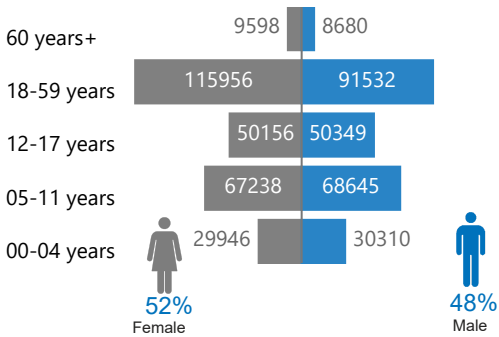
**Registered Refugees and Asylum-Seekers in DRC**



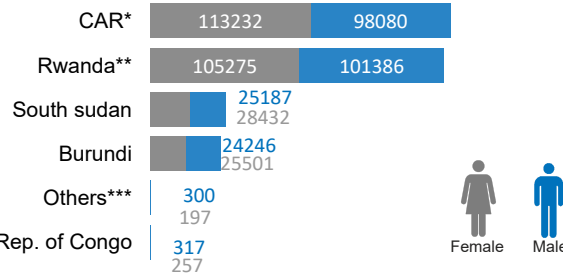
**Situation Overview**

The refugee population in the DRC decreased from **523,190** to **522,410** compared with march, a variation of 0.15% due to the repatriation of Central Africans and Rwandans. The number of asylum seekers increased from **3,600** to **5,083**, mainly as a result of the registration of new Burundian asylum seekers. **12** Congolese (ex-refugees) were repatriated to the DRC during the month while **1180** Central Africans and **137** Rwandans were repatriated to their countries. **89** people were resettled in April.

**Age and Gender of Refugee Population**



**Refugee Population by Country of Origin**

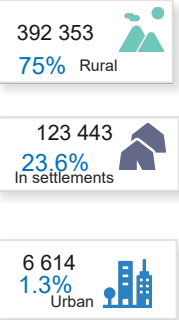


\* Central African Republic

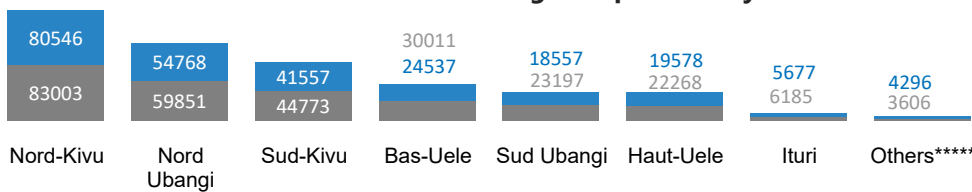
\*\* 131,739 is the number of Rwandan refugees in the DRC registered by the DRC government not yet biometrically verified.

\*\*\*: Angola, Sudan, Uganda, Somalia, Côte d'Ivoire, Eritrea, Syria, Liberia, Chad, Sierra Leone, cameroun, Nigeria, Mali, Senegal

**Réfugié by type of location**

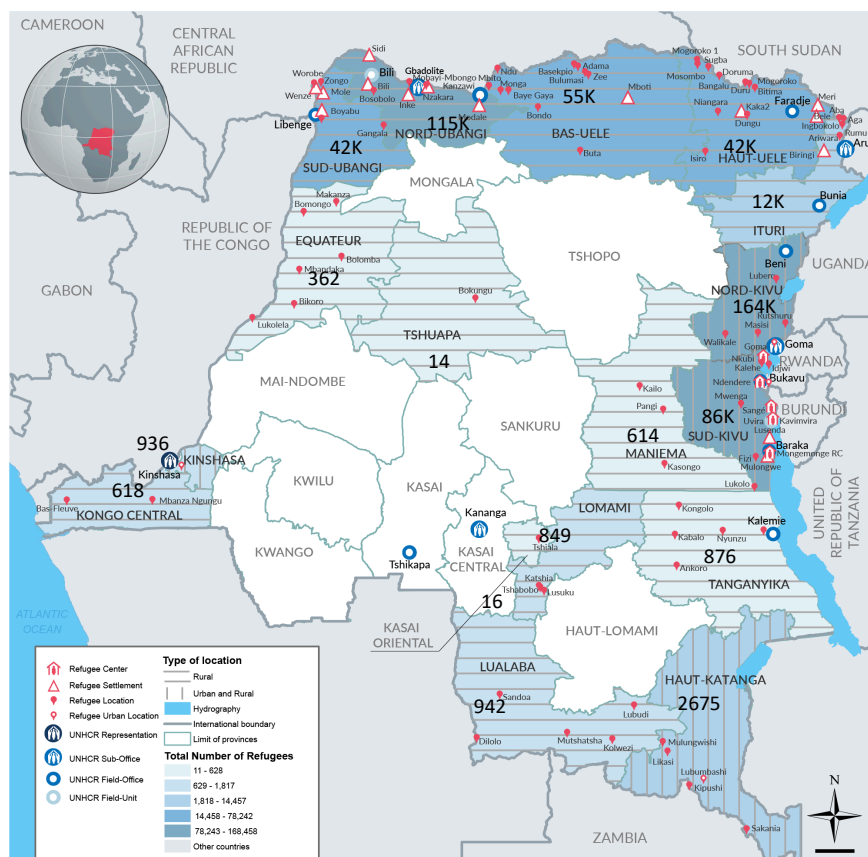


**Refugee Population by Province in DRC**

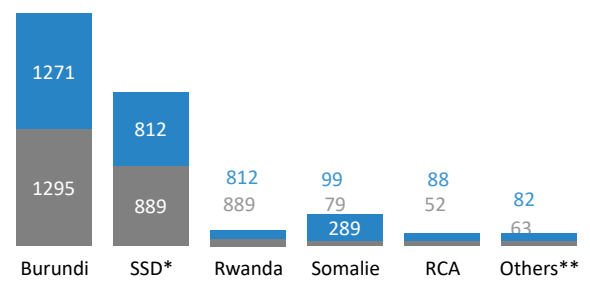


\*\*\*\*\*:Haut-Katanga (2673), Kinshasa (941), Lualaba (942), Lomami 849, Kongo-Central (680), Maniema (614), Tanganyika (872), Equateur (362), Tshuapa (14) et Kasai-Oriental(16).

**Location of refugee population in DRC**



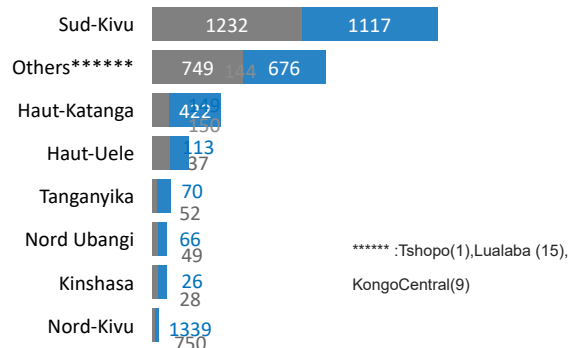
**Asylum Seekers Population by Country of Origin**



\*South Sudan

\*\*Central African Republic, Angola, Republic of Congo, Cameroon, Chad, Syria, Mali, Liberia, Côte d'Ivoire, Sudan, etc.

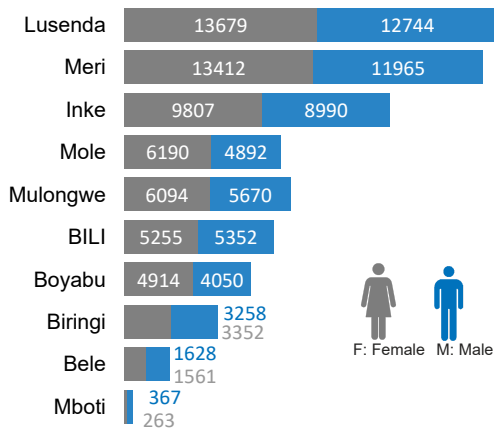
**Asylum Seekers Population by Province in DRC**



\*\*\*\*\*:Tshopo(1),Lualaba (15), KongoCentral(9)

**Refugees and Asylum Seekers in RDC**

**Refugees in settlement**




**Refugees in the development pole**

Location	F	M	Total
Modale	3399	2953	6352
Nzakara	4800	3939	8739
sidi	2129	2043	4172
wenze	3690	2607	6297
<b>Total</b>	<b>14018</b>	<b>11542</b>	<b>25560</b>

**Urban refugees**

Location	F	M	Total
Bukavu	667	610	1277
Goma	1093	950	2043
Kinshasa	459	477	936
Lubumbashi	1052	1306	2358
<b>Total</b>	<b>3271</b>	<b>3343</b>	<b>6614</b>



**Repatriation situation in the DRC at 30 April 2024**

**Number of refugees repatriated from the DRC**

Country of origin	2019	2020	2021	2022	2023	2024
Burundi	101	1943	7296	3474	4517	0
RCA	3137	2061	5021	3350	2328	545
Rep. of Congo	3	5	0	0	1	0
Rwanda	2136	922	1920	2451	1924	302
South Sudan	0	0	0	3	0	0
<b>Total</b>	<b>5377</b>	<b>4931</b>	<b>14237</b>	<b>9278</b>	<b>8770</b>	<b>847</b>

**Returning refugees to DRC**

Country of origin	Total
RSA	72
ICO	1
<b>Total</b>	<b>73</b>

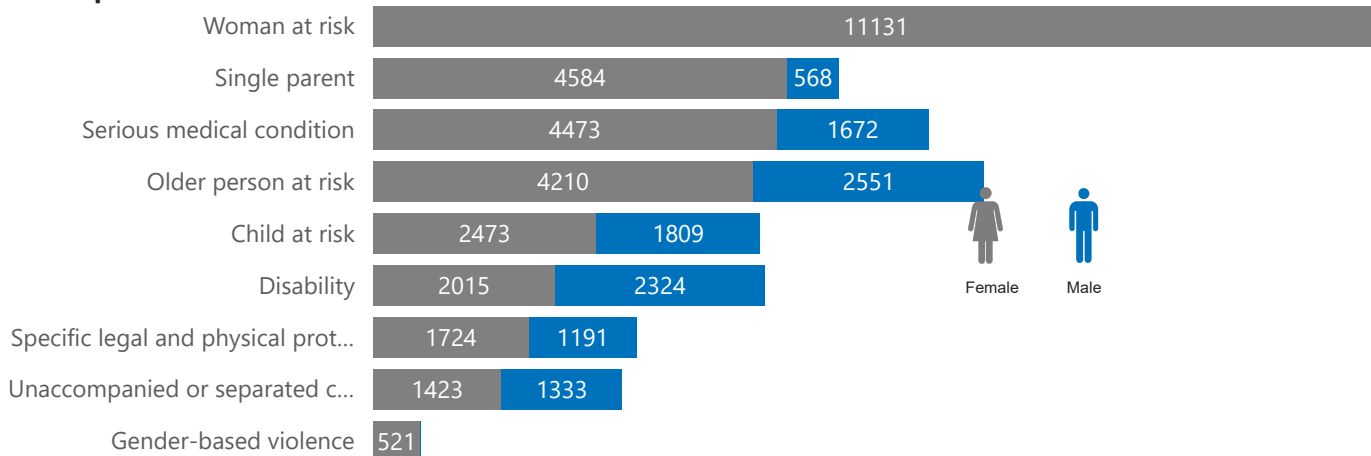
RSA: South africa , RCA: central African Republic , USA: United States , COB: Rép.of Congo, SSD: South Sudan, RDC: Rép.Democratic of Congo, ICO: Cote d'ivoire

**Situation of resettlement 2024**

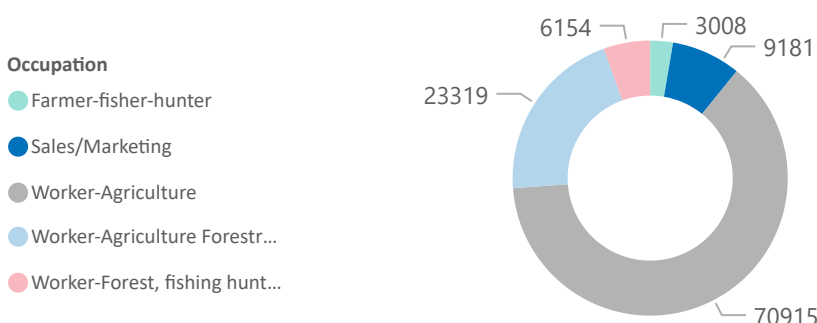
Nationality/ resettlement country	#Ind.Rei nstalled	Indsubmit
<b>Burundi</b>	<b>41</b>	<b>0</b>
USA	41	0
<b>COB</b>	<b>308</b>	<b>0</b>
USA	308	0
<b>RCA</b>	<b>15</b>	<b>0</b>
USA	15	0
<b>SSD</b>	<b>0</b>	<b>7</b>
<b>Total</b>	<b>364</b>	<b>7</b>

• 11 Congolese from the DRC from mixed families were resettled on 2024

**A) Person with specific needs**

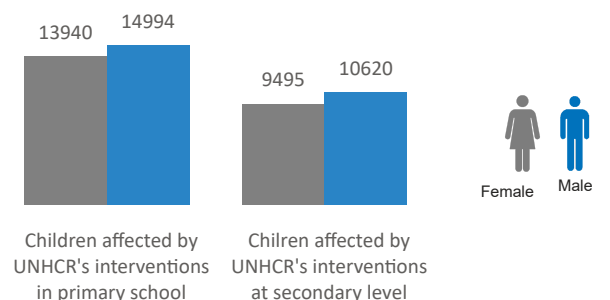


**B) Top 5 Occupation**

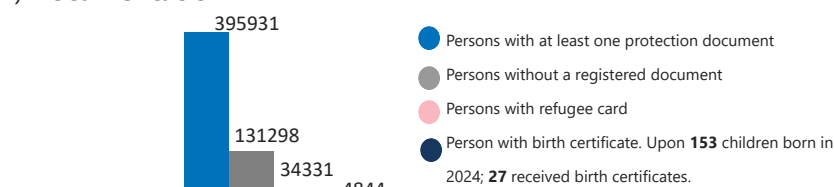


**C) Pocs enrolled in the national education system**

(2023 national report)



**D) Documentation**



**E) Situation of refugee children of school age(6-17years)**

