UNHCR
The UN Refugee Agency

REGIONAL BUREAU FOR WEST AND CENTRAL AFRICA

OVERVIEW - FORCIBLY DISPLACED AND STATELESS PERSONS

AVRIL 2024

13.7 MILLION
FORCIBLY DISPLACED AND STATELESS PERSONS

Refugees	2.4 M
Asylum-seekers	0.2 M
Refugees returnees*	0.02 M
Internally displaced persons	8.0 M
Returned IDPs	2.0 M
Stateless persons & of undetermined nationality	0.9 M
Others of concern	0.1 M

Populations trends 2018 - 2024

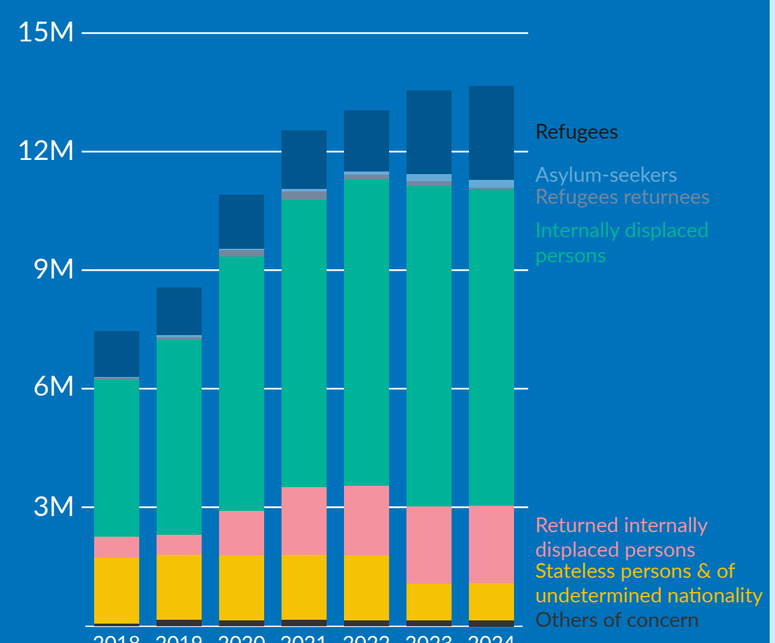

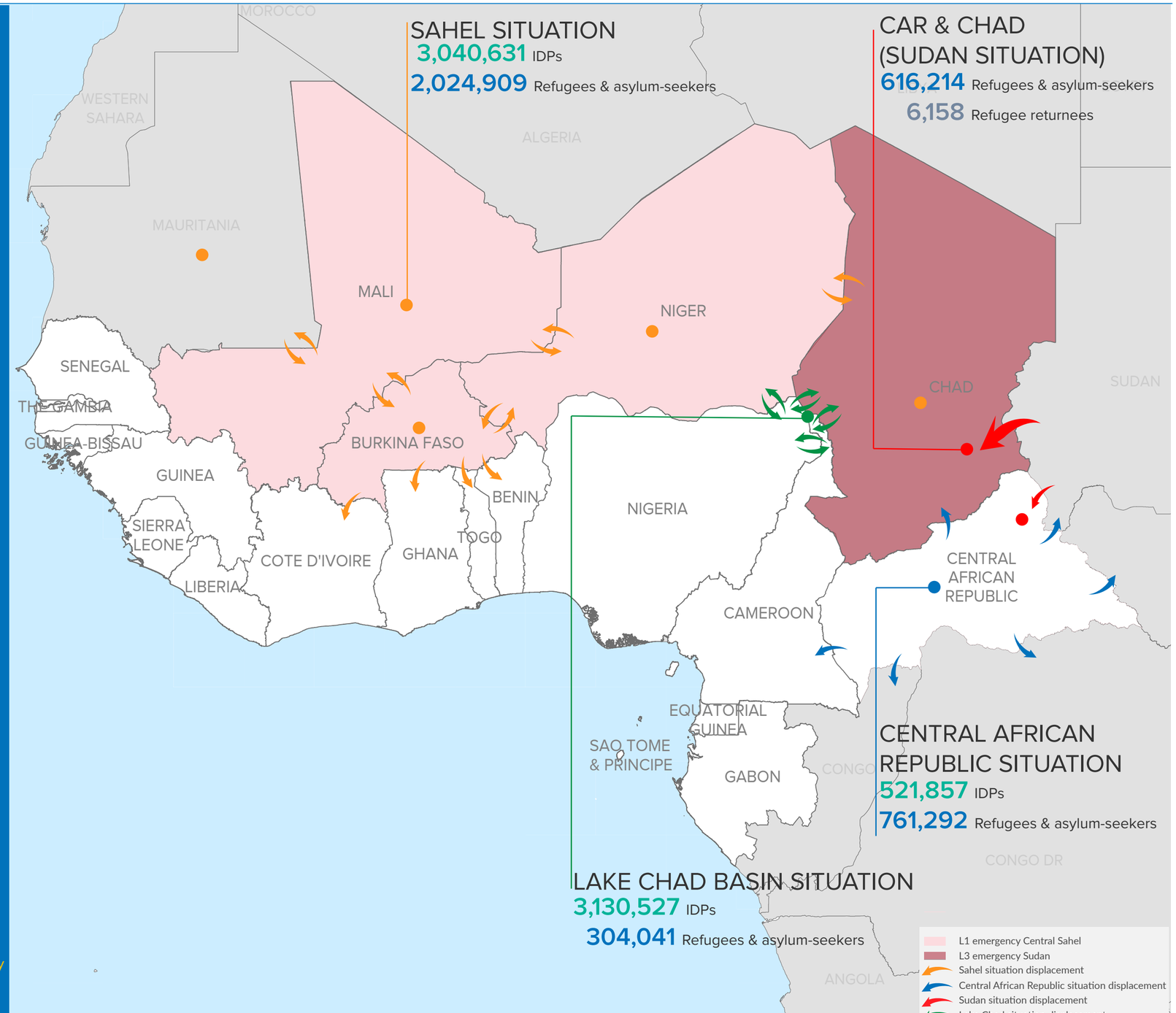

Source : Geographic data: UNCS. Population statistics: UNHCR Monthly Statistical Reports or latest available, IDP statistics from OCHA, IOM.
* The number of refugees returnees is cumulative from January 2024 to current month

The boundaries and names shown, and the designations used on this map do not imply official endorsement or acceptance by the United Nations

For more information, please contact rbwcadima@unhcr.org

UNHCR
The UN Refugee Agency

REGIONAL BUREAU FOR WEST AND CENTRAL AFRICA

OVERVIEW - FORCIBLY DISPLACED AND STATELESS PERSONS

APRIL 2024

13.7 MILLION FORCIBLY DISPLACED & STATELESS PERSONS

UNHCR protects and assists forcibly displaced and stateless persons across the West and Central African region, including refugees, asylum seekers, internally displaced persons (IDPs), refugee and IDP returnees, stateless and of undetermined nationality persons. Protection and assistance are extended to additional groups, based on humanitarian and other special grounds.

2.6 MILLION REFUGEES & ASYLUM-SEEKERS

0.02 MILLION REFUGEES RETURNEES in 2024

8.0 MILLION INTERNALLY DISPLACED PERSONS

2.0 MILLION RETURNED INTERNALLY DISPLACED

0.9 MILLION STATELESS & OF UNDETERMINED NATIONALITY

0.1 MILLION OTHERS OF CONCERN

The current number of 2.6 million refugees and asylum seekers represents a significant increase of 54% increase from the number reported at the same period in 2023, mainly as a result of the ongoing crisis in Sudan and the deteriorating security situation in the Sahel, which has led thousands of persons to leave their country in search for safety and protection.

The largest hosting refugee country in the region is Chad with 48% of the total population, followed by Cameroon with 19%. Sudan, the Central African Republic (CAR), and Nigeria are the main countries of origin, together accounting for 77% of the region's refugee population.

As the registration process is ongoing, there are currently 62,127 asylum seekers pending registration.

Internally displaced persons represent the vast majority of the forcibly displaced population in the West and Central Africa region. Nigeria, Burkina Faso and Cameroon respectively host 42%, 26% and 13% of the total IDP population.

West Africa hosts over 931,156 persons who are stateless or of undetermined nationality, reported mainly in Côte d'Ivoire and Cabo Verde. Millions of people are reported to be at risk of statelessness across the region.

MAIN COUNTRIES OF ORIGIN

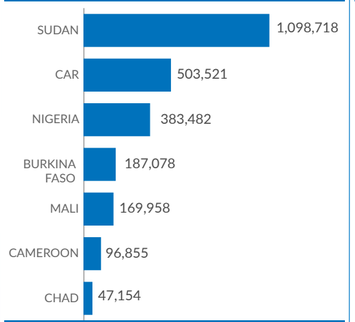

MAIN COUNTRIES OF ASYLUM

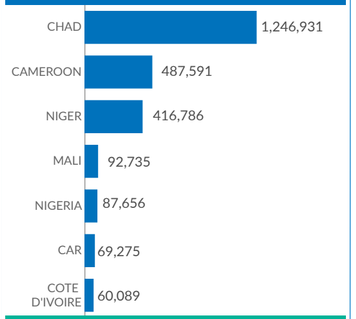

INTERNAL DISPLACEMENT

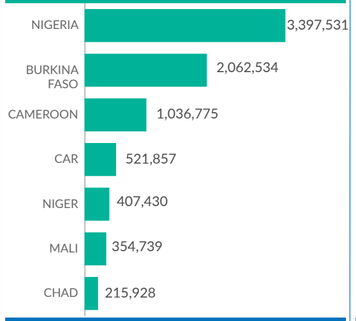

POPULATION TRENDS (last 6 months)

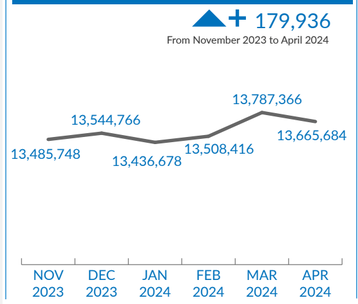

FORCIBLY DISPLACED AND STATELESS PERSONS BY COUNTRY

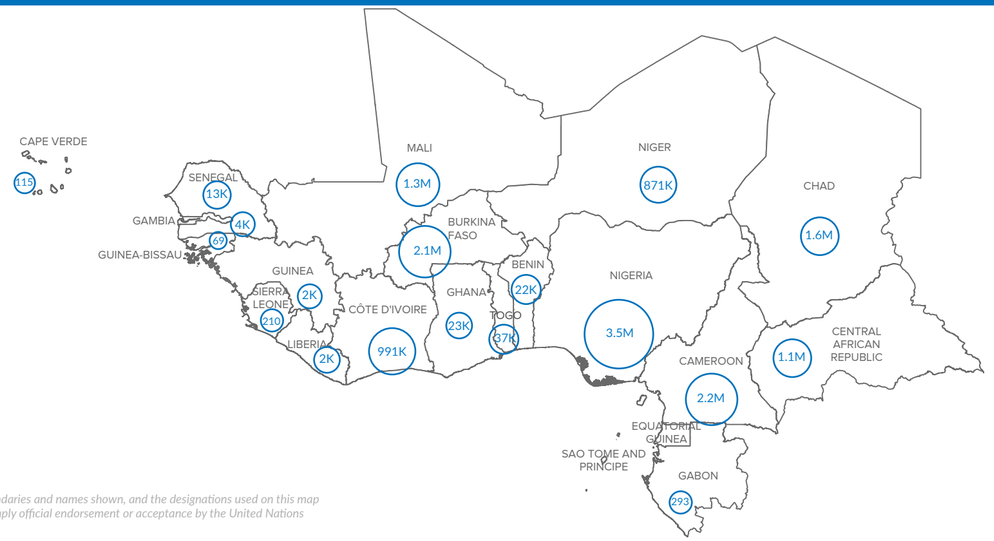

The boundaries and names shown, and the designations used on this map do not imply official endorsement or acceptance by the United Nations

	REFUGEES	ASYLUM SEEKERS	REF. RETURNEES	IDPs	RETURNED IDP	STATELESS	OTHERS	TOTAL
BENIN	12,235	906		8,785				21,926
BURKINA FASO	38,454	1,147		2,062,534				2,102,135
CAMEROON	476,734	10,857		1,036,775	658,544		882	2,183,792
CAPE VERDE						115		115
CAR	36,705	32,570	8,073	521,857	499,430			1,098,635
CHAD	1,237,137	9,794		215,928			100,543	1,563,402
COTE D'IVOIRE	2,364	57,725				931,041	94	991,224
GABON	201	83					9	293
GAMBIA	3,889	411						4,300
GHANA	6,968	16,028						22,996
GUINEA	2,187	57						2,244
GUINEA BISSAU	32	37						69
LIBERIA	1,167	617						1,784
MALI	92,449	286	148	354,739	803,410			1,251,032
NIGER	371,772	45,014		407,430			46,612	870,828
NIGERIA	70,862	16,794	16,199	3,397,531				3,501,386
SENEGAL	11,829	914						12,743
SIERRA LEONE							210	210
TOGO	22,795	4,095		9,680				36,570
GRAND TOTAL	2,387,780	197,335	24,420	8,015,259	1,961,384	931,156	148,350	13,665,684

REFUGEE & ASYLUM-SEEKERS POPULATION PROFILE

CHILDREN

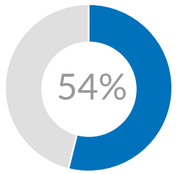

WOMEN & CHILDREN

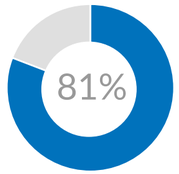

REFUGEES WITH SPECIFIC NEEDS

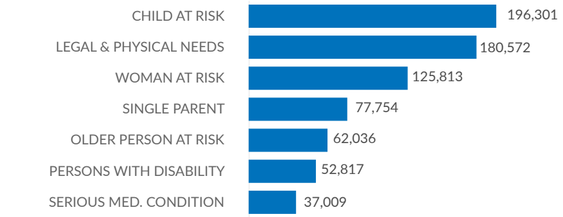

REFUGEES IN CAMPS

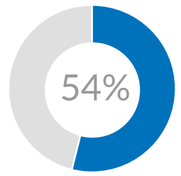

REFUGEES IN MAIN URBAN AREAS

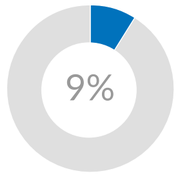

DEMOGRAPHICS

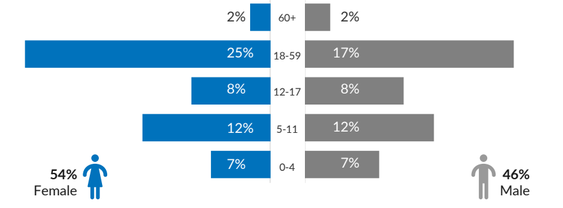

MAJOR AREAS OF DISPLACEMENT

CAR SITUATION

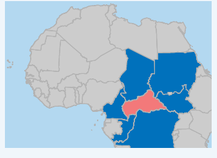

761,292 REFUGEES AND ASYLUM-SEEKERS

521,857 INTERNALLY DISPLACED PERSONS

The figures reported reflect the number of refugees from the Central African Republic in neighbouring countries (Cameroon, Chad, Congo, the Democratic Republic of Congo, Sudan, and South Sudan) and of the IDPs within the Central African Republic.

CAR & CHAD (SUDAN SITUATION)

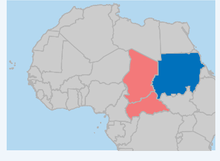

616,214 REFUGEES AND ASYLUM-SEEKERS

6,158 REFUGEE RETURNEES

The figures reported reflect the number of Sudanese refugees and asylum-seekers that arrived in the CAR and in Chad since the beginning of the current crisis in Sudan, in April 2023.

LAKE CHAD BASIN

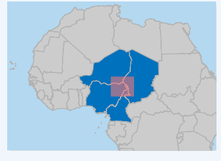

304,041 REFUGEES AND ASYLUM-SEEKERS

3,130,527 INTERNALLY DISPLACED PERSONS

The figures reported reflect the total number of IDPs and refugees in the Lake Chad Basin area, across Cameroon, Chad, Niger and Nigeria.

SAHEL SITUATION

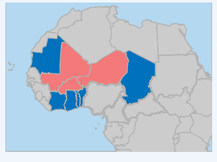

2,024,909 REFUGEES AND ASYLUM-SEEKERS

3,040,631 INTERNALLY DISPLACED PERSONS

The figures reported reflect the number of IDPs in Burkina Faso, Chad, Mali and Niger, as well as refugees dispersed throughout the Sahel region. They also include the number of refugees from the Central Sahel (Burkina Faso, Mali and Niger) and in the neighbouring coastal countries of Benin, Côte d'Ivoire, Ghana and Togo.

* The number of refugees returnees is cumulative from January 2024 to current month

Creation date: 15.05.2024, Sources: Geographic data: UNCS. Population statistics: UNHCR Monthly Statistical Reports or latest available, IDP statistics from OCHA, IOM. Statistics should be considered provisional and subject to change. For more information, please contact UNHCR RBWCA DIMA <rbwcadima@unhcr.org>