

ITALY WEEKLY SNAPSHOT (27 MAY - 02 JUN 2024)

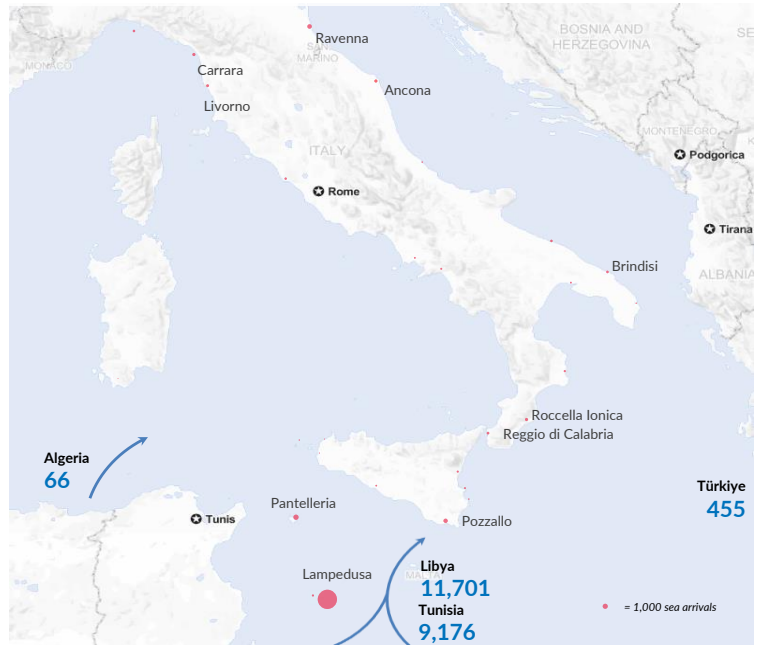
Sea arrivals¹
21,398
 year-to-date arrivals
394
 month-to-date arrivals

51,367
 year-to-date arrivals in 2023
1,012
 month-to-date arrivals in 2023

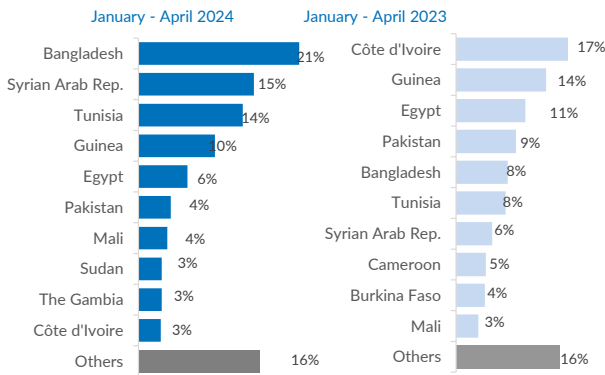
-58%

-61%

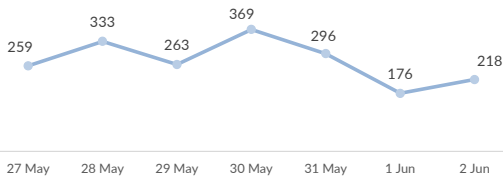
Sea Arrivals in 2024 by disembarkation site



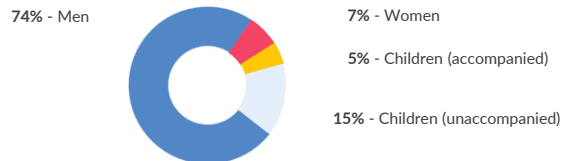
Top 10 most common countries of origin



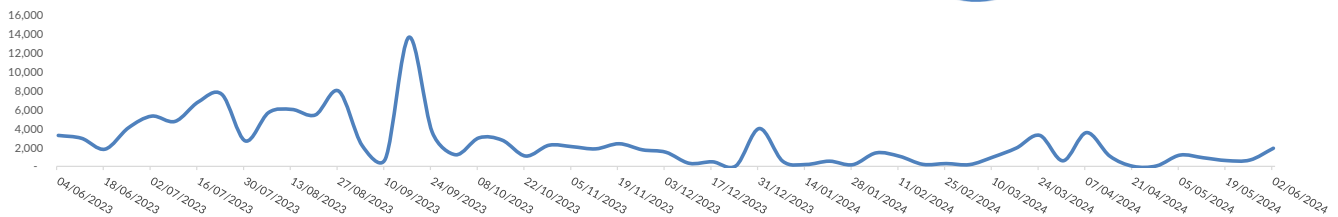
Daily sea arrivals last week (27 May - 02 Jun 2024)



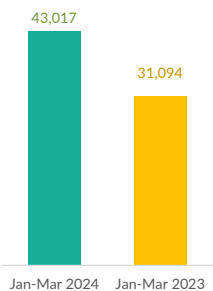
Sea arrivals by gender and age, Jan - Apr 2024



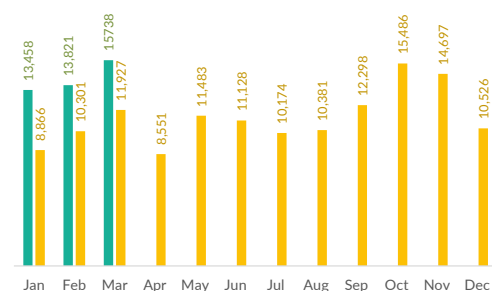
Weekly sea arrivals last year



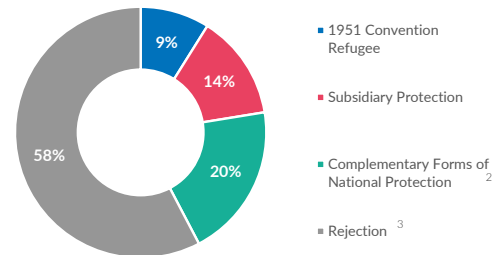
Asylum applications, Jan-Mar 2024 vs Jan-Mar 2023



Asylum applications by month, Applications are not necessarily lodged by new arrivals 2024 vs 2023



First-Instance RSD Decisions, Jan-Mar 2024



Total first-instance decisions (Jan-Mar 2024)
 Total pending cases (as of Mar 24)⁴

16,781
164,104

¹ The charts above are based on figures from the Italian Ministry of Interior and UNHCR estimates. All figures are provisional and subject to change. Please note that, in addition to sea arrivals, Italy also receives land arrivals and air arrivals. The present document focuses on sea arrivals only, as per official figures provided by the Italian Ministry of Interior.

² 'Complementary forms of national protection' include decisions granting authorization to stay for humanitarian reasons under national law to persons who are not eligible for international protection, but nonetheless at risk of violation of articles 3 and 8 of the ECHR in case of return.

³ 'Rejection' includes all cases closed, including decisions not taken on the merits, such as inadmissibility decisions and no-shows.

⁴ Source: Ministry of Interior. This includes pending cases at first and second instance.