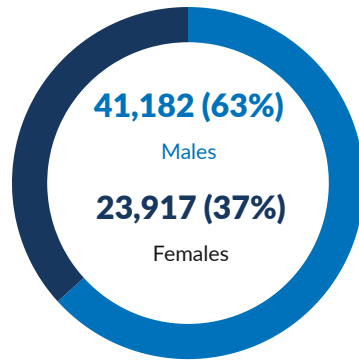




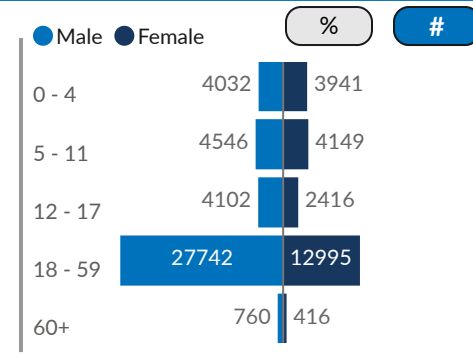
Legal Status:  Urban or DC:

Gender:  Mantika:



**12,680 (19%)** Boys  
Men  
**27,742 (43%)**  
**20,108 (31%)** Single Males  
**760 (1%)** Elderly Men (60+)

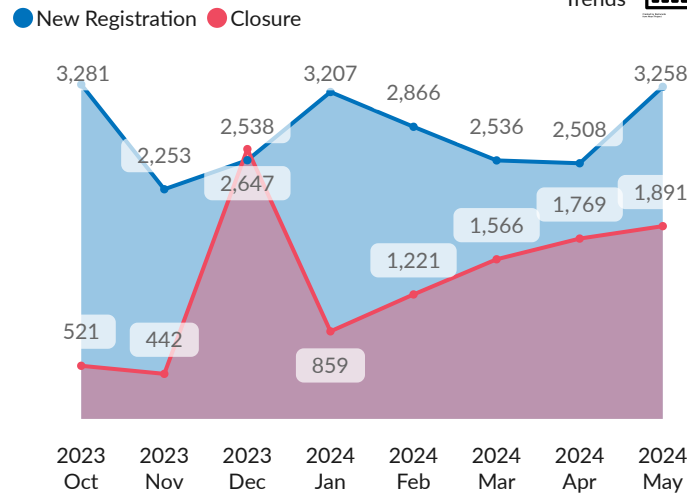
**10,506 (16%)** Girls  
Women  
**12,995 (20%)** Single Females  
**416 (1%)** Elderly Women (60+)



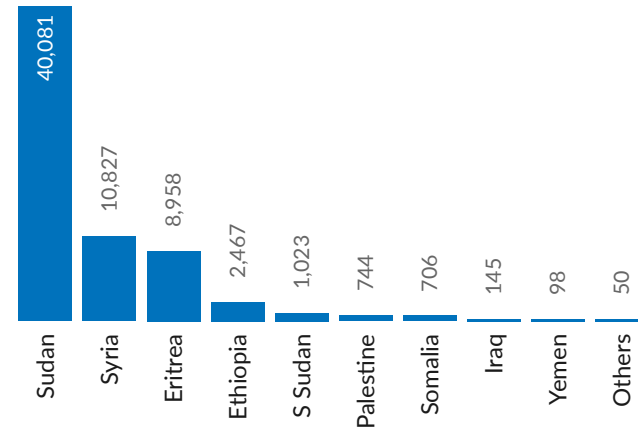
**Place of Residence**

Mantika	# of Individuals	% of Individuals
Tripoli	31,386	48.21%
Aljfara	15,021	23.07%
Misrata	4,364	6.70%
Unknown	4,038	6.20%
Azzawya	3,274	5.03%
Almargeb	2,144	3.29%
Zwara	1,610	2.47%
Benghazi	1,338	2.06%
Al Jabal Al Gharbi	499	0.77%
Sebha	230	0.35%
Ejdabia	222	0.34%
Al Jabal Al Akhdar	176	0.27%
Tobruk	160	0.25%
Almarj	142	0.22%
Sirt	121	0.19%
Wadi Ashshati	88	0.14%
Derna	62	0.10%
Murzuq	60	0.09%
Nalut	53	0.08%
Aljufra	40	0.06%
Alkufra	37	0.06%
Ubari	34	0.05%

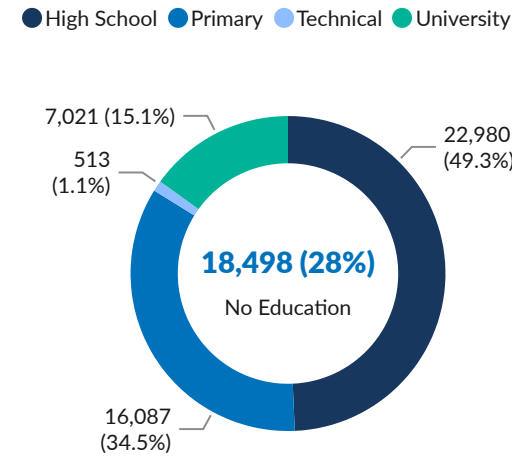
**New Registration / Closure**



**Nationality**



**Education level in the country of origin**

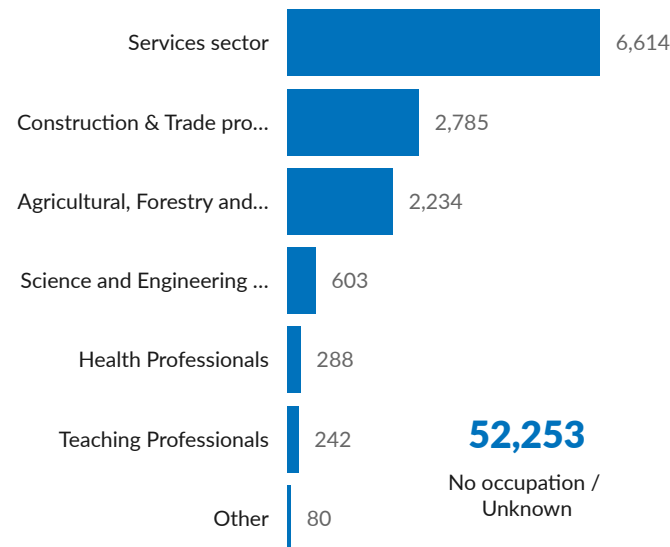


**Specific Needs Categories**

Categories	Individuals	% Value
Child at risk	7,099	8.95%
Disability	971	1.22%
Family unity	985	1.24%
Older person at risk	304	0.38%
Serious medical condition	7,975	10.05%
SGBV	1,744	2.20%
Single parent	1,338	1.69%
Specific legal and physical protection needs	51,773	65.27%
Torture	1,960	2.47%
Unaccompanied or separated child	1,704	2.15%
Woman at risk	3,463	4.37%

\* Specific needs categories can only be filtered by Nationality

**Occupation in the country of origin**



\* data contains only adult population

