UGANDA- POPULATION DASHBOARD

ANNEX III - SETTLEMENT PROFILES 31-May-2024

Adjumani

Total Population	Total Refugees
222,894	222,887
Total Households	Total Asylum-Seekers
29,879	7

Women and Children
85 %
189,924

Female
54 %
119,401

Elderly
3 %
6,552

Youth 15-24
25 %
56,137

New Registration by Month

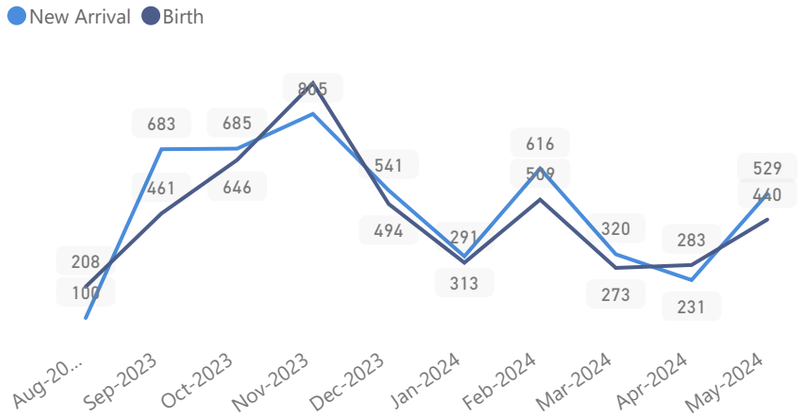

Top Zones

Zone	HHs	Individuals
Nyumanzi	5,086	46,086
Pagrinya	6,039	37,500
Ayilo I	3,002	27,585
Maaji II	2,591	18,041
Ayilo II	2,015	15,291
Maaji III	2,301	14,734
Boroli I	1,314	9,432
Mirieyi	1,022	9,035
Alere	866	7,469
Agojo	1,514	7,348
Baratuku	832	6,431
Mungula I	671	5,450
Olua I	609	5,191

Country of Origin	Total
South Sudan	222,511
Sudan	330
DR Congo	42
Eritrea	5

Occupation - Top 5

19 % Have occupation

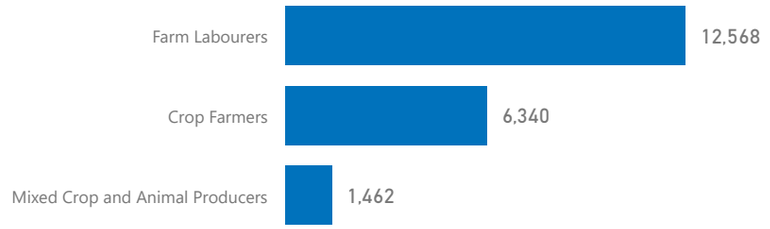

* Age is between 18 - 59 years for Occupation

Age & Gender Breakdown

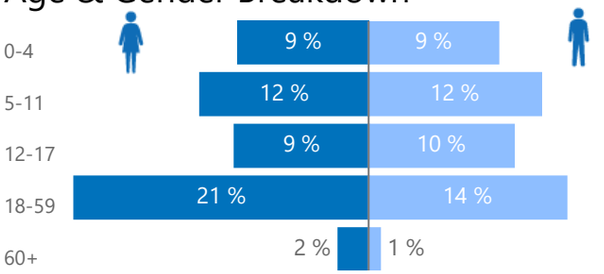

Specific Needs - Top 7

26,374 13,730

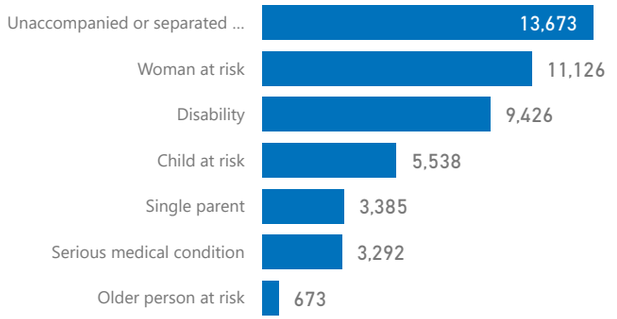

Assistance Status

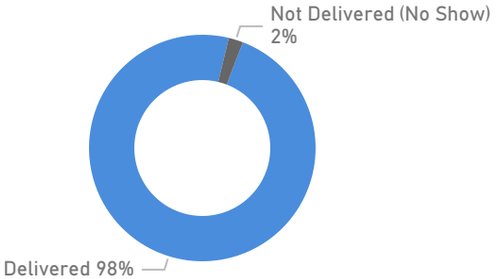

UGANDA- POPULATION DASHBOARD

ANNEX III - SETTLEMENT PROFILES 31-May-2024

Bidibidi

Total Population	Total Refugees
198,950	198,949
Total Households	**Total Asylum-Seekers**
36,591	1

Women and Children
85 %
168,119

Female
52 %
104,422

Elderly
3 %
5,319

Youth 15-24
25 %
48,808

Top Zones

Zone	HHs	Individuals
Zone 3	9,329	47,207
Zone 2	7,504	44,517
Zone 5	8,141	42,083
Zone 1	6,218	36,893
Zone 4	5,393	28,232

Country of Origin

Country of Origin	Total
South Sudan	198,814
Sudan	87
DR Congo	44
Ethiopia	3
Burundi	1
Rwanda	1

Age & Gender Breakdown

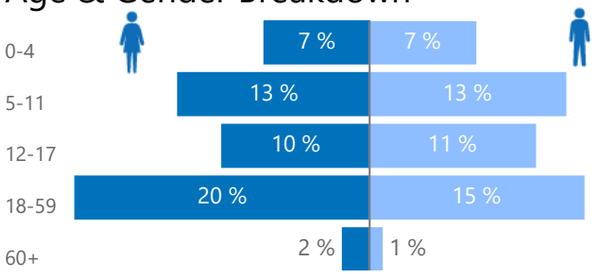

Specific Needs - Top 7

6,817 3,937

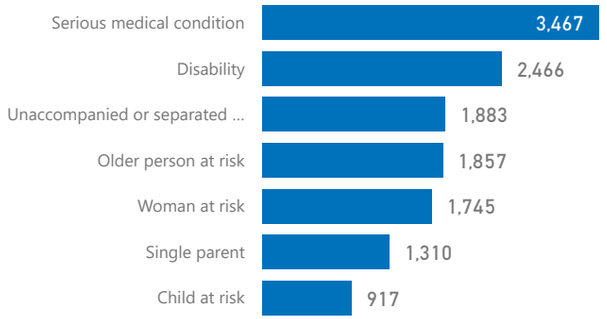

New Registration by Month

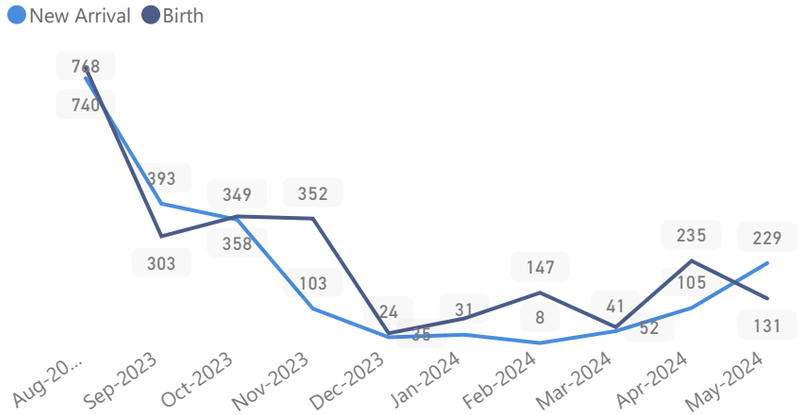

Occupation - Top 5

18 % Have occupation

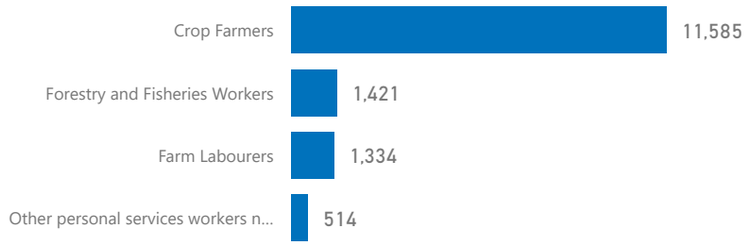

* Age is between 18 - 59 years for Occupation

Assistance Status

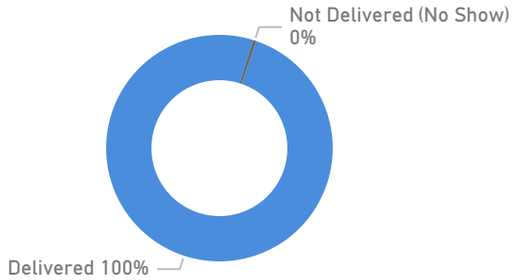

UGANDA- POPULATION DASHBOARD

ANNEX III - SETTLEMENT PROFILES 31-May-2024

Imvepi

Total Population	Total Refugees
68,232	68,220
Total Households	Total Asylum-Seekers
15,418	12

Women and Children
84 %
57,579

Female
53 %
36,286

Elderly
3 %
1,918

Youth 15-24
22 %
15,259

Top Zones

Zone	HHs	Individuals
Zone I	6,247	27,873
Zone Ii	5,194	25,219
Zone Iii	3,129	12,812
Zone Iv	841	2,299

Age & Gender Breakdown

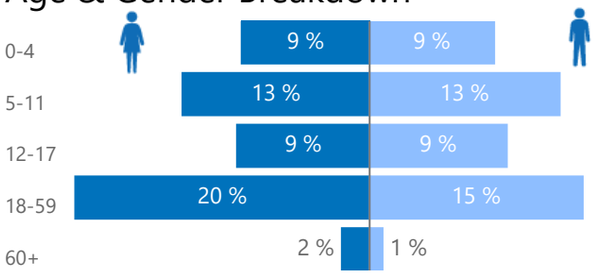

Country of Origin

Country of Origin	Total
South Sudan	65,304
DR Congo	2,809
Sudan	114
Central African Republic	1
Ethiopia	1
Rwanda	1
Senegal	1
United Republic of Tanzania	1

Specific Needs - Top 7

6,406 3,395

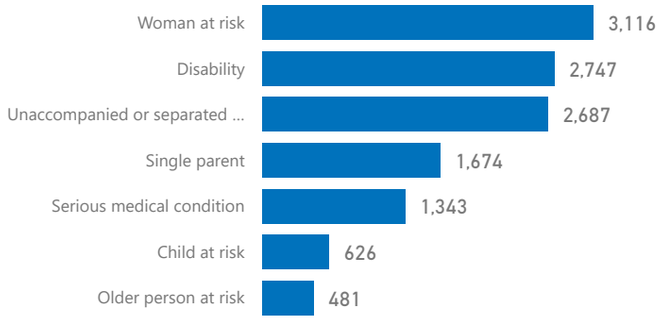

New Registration by Month

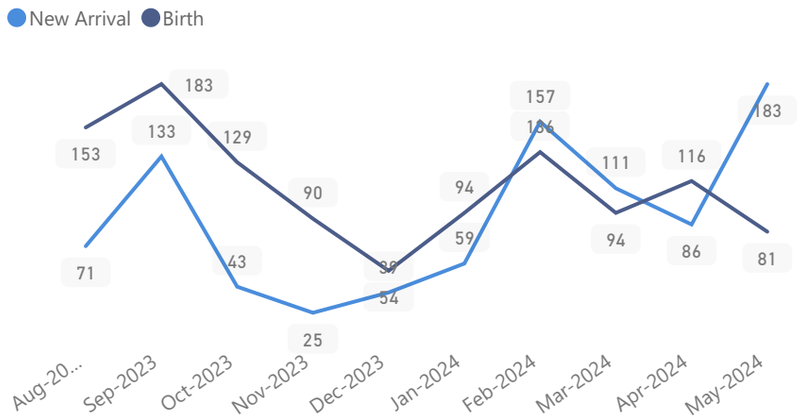

Occupation - Top 5

23 % Have occupation

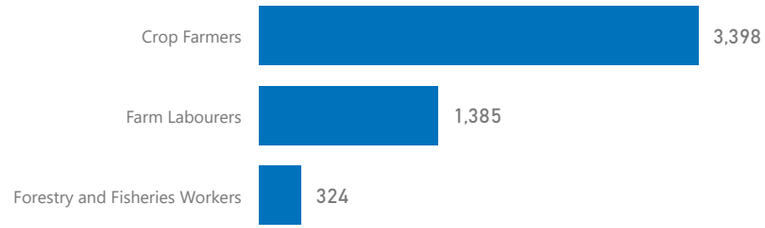

* Age is between 18 - 59 years for Occupation

Assistance Status

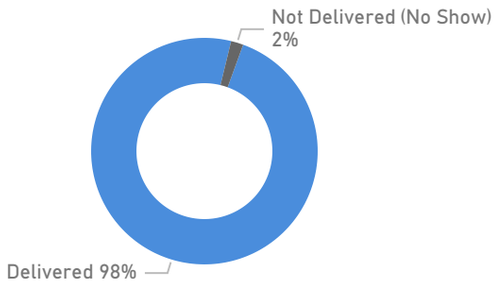

UGANDA- POPULATION DASHBOARD

ANNEX III - SETTLEMENT PROFILES 31-May-2024

Kampala

Total Population	Total Refugees
148,432	114,685
Total Households	Total Asylum-Seekers
89,999	33,747

Women and Children
61 %
90,303

Female
46 %
67,795

Elderly
1 %
1,912

Youth 15-24
26 %
38,036

New Registration by Month

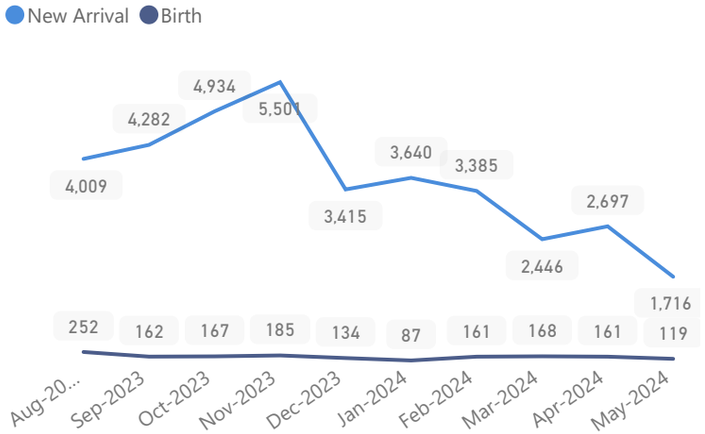

Top Zones

Zone	HHs	Individuals
Makindye Division	41,082	69,697
Kampala Central	28,976	39,747
Rubaga Division	15,623	29,670
Kawempe Division	2,744	5,438
Nakawa	1,102	3,052

Country of Origin	Total
Eritrea	50,089
Somalia	39,700
DR Congo	24,642
Ethiopia	11,592
Sudan	11,193
Burundi	4,625

Occupation - Top 5

5 % Have occupation

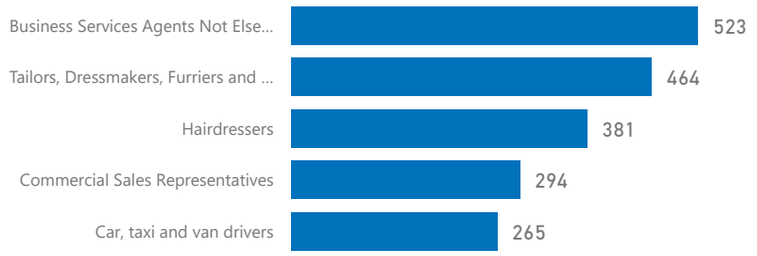

* Age is between 18 - 59 years for Occupation

Age & Gender Breakdown

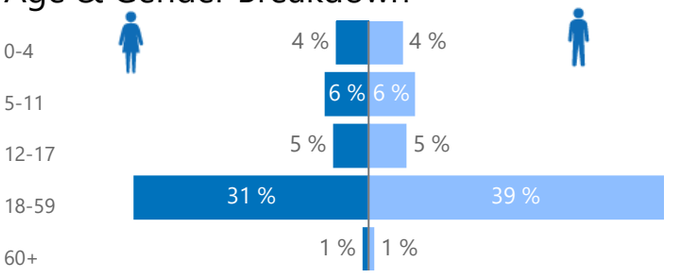

Specific Needs - Top 7

1,105 901

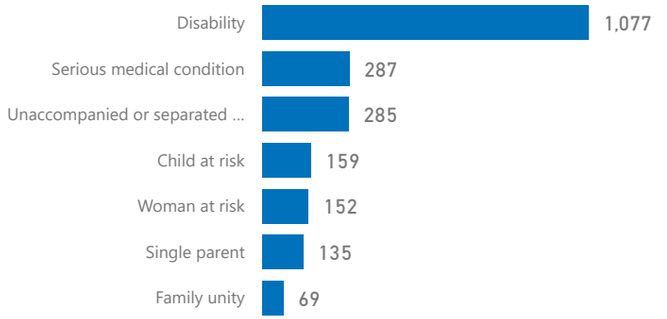

Assistance Status

Source: Statistics - OPM (proGres)

Feedback: ugakareg@unhcr.org

Creation date: 03-Jun-2024

UGANDA- POPULATION DASHBOARD

ANNEX III - SETTLEMENT PROFILES 31-May-2024

Kiryandongo

Total Population	Total Refugees
106,996	106,928
Total Households	**Total Asylum-Seekers**
23,120	68

Women and Children
80 %
85,968

Female
52 %
55,196

Elderly
3 %
2,745

Youth 15-24
28 %
30,224

Top Zones

Zone	HHs	Individuals
Ranch 37	13,038	57,323
Ranch 1	10,054	49,637

Country of Origin

Country of Origin	Total
South Sudan	82,163
Sudan	24,203
DR Congo	367
Kenya	185
Burundi	41
Rwanda	22

Age & Gender Breakdown

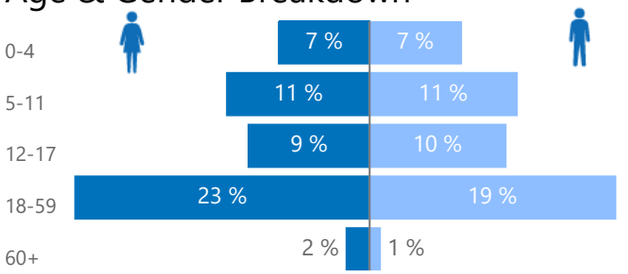

Specific Needs

- Top 7

8,479 5,041

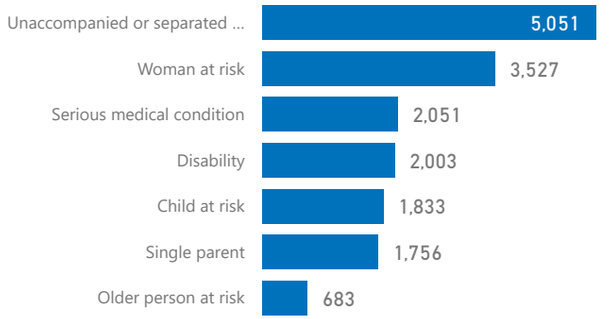

New Registration by Month

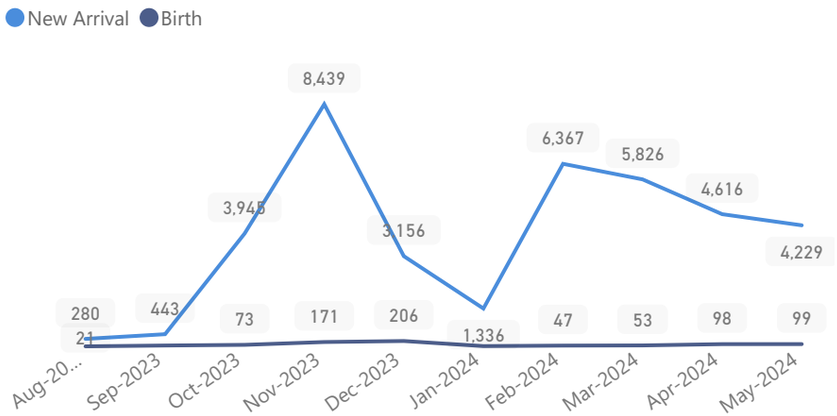

Occupation - Top 5

12 % Have occupation

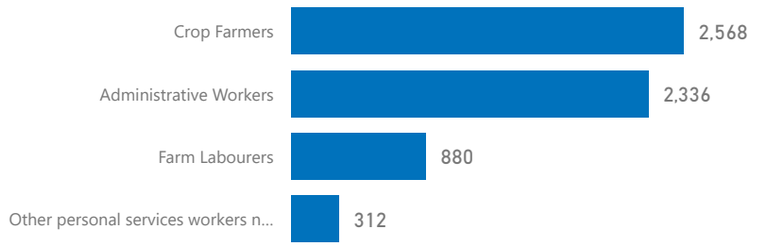

* Age is between 18 - 59 years for Occupation

Assistance Status

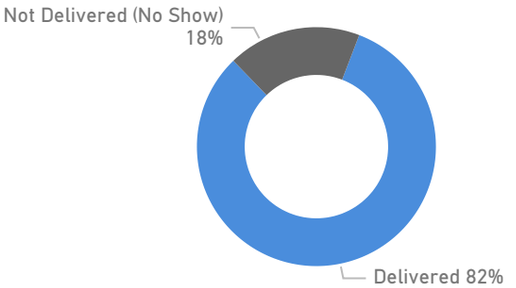

UGANDA- POPULATION DASHBOARD

ANNEX III - SETTLEMENT PROFILES 31-May-2024

Kyaka II

Total Population	Total Refugees
130,029	126,267
Total Households	**Total Asylum-Seekers**
34,518	3,762

Women and Children
81 %
104,947

Female
51 %
66,383

Elderly
3 %
3,266

Youth 15-24
19 %
25,126

Top Zones

Zone	HHs	Individuals
Sweswe	6,418	22,908
Byabakora	5,595	21,992
Bwiriza	5,888	21,504
Mukondo	4,682	18,192
Itambabiniga	4,650	17,157

Country of Origin

Country of Origin	Total
DR Congo	122,412
Rwanda	4,095
Burundi	3,418
South Sudan	51
Congo, Republic of the	13
Kenya	13

Age & Gender Breakdown

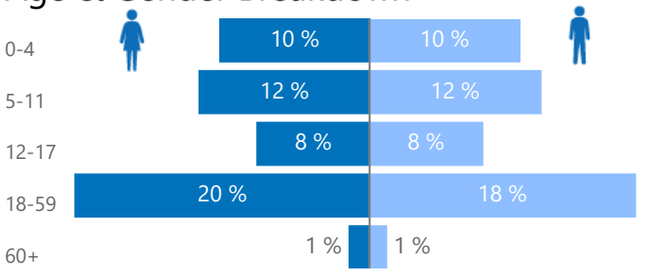

Specific Needs - Top 7

22,374 12,022

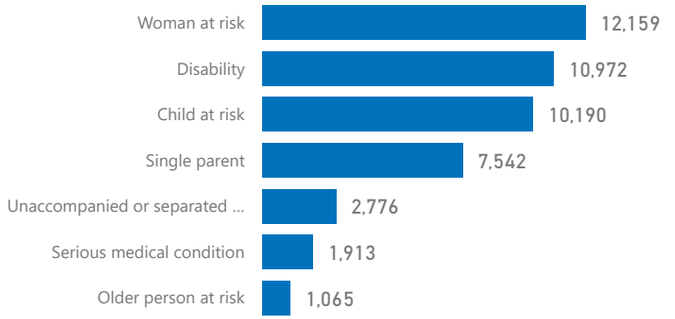

New Registration by Month

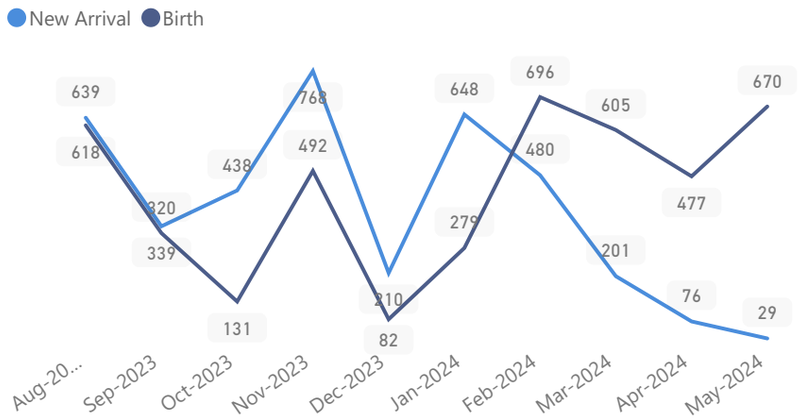

Occupation - Top 5

21 % Have occupation

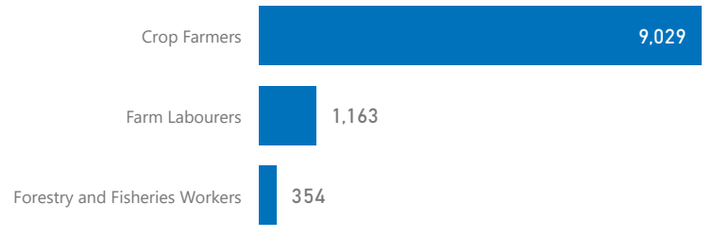

* Age is between 18 - 59 years for Occupation

Assistance Status

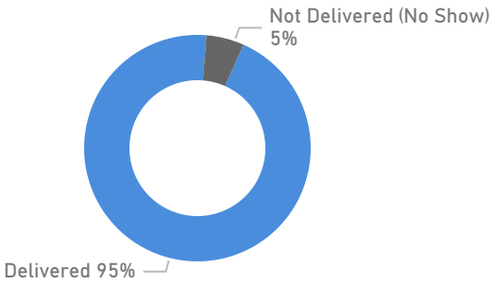

UGANDA- POPULATION DASHBOARD

ANNEX III - SETTLEMENT PROFILES 31-May-2024

Kyangwali

Total Population	Total Refugees
137,673	137,179
Total Households	Total Asylum-Seekers
41,317	494

Women and Children
83 %
113,746

Female
53 %
73,004

Elderly
3 %
4,435

Youth 15-24
18 %
24,709

New Registration by Month

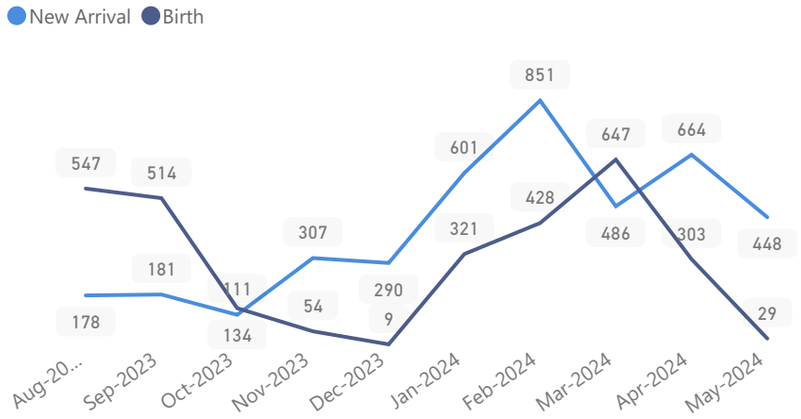

Top Zones

Zone	HHs	Individuals
Kyebitaka	2,630	11,000
Mukunyu A	2,793	7,460
Kagoma	2,124	7,348
Mombasa	1,974	7,331
WAIBUGA	2,183	7,125
Kentomi	2,371	7,090
KARUHINDA	2,238	7,061
MALUMBA	1,927	6,081
Nyampindu	1,995	5,957
NYABITETE	1,782	5,954

Country of Origin	Total
DR Congo	133,297
South Sudan	3,593
Rwanda	624
Burundi	136
Kenya	11
Somalia	5
Sudan	5

Occupation - Top 5

40 % Have occupation

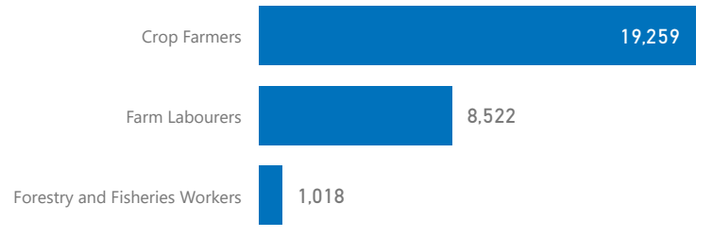

* Age is between 18 - 59 years for Occupation

Age & Gender Breakdown

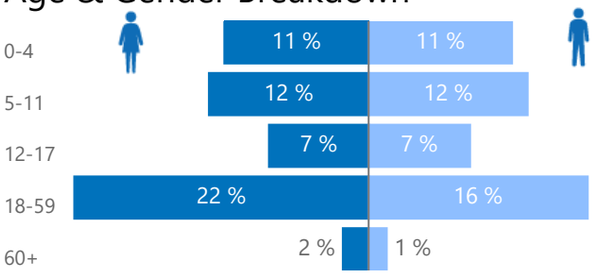

Specific Needs - Top 7

24,036 9,629

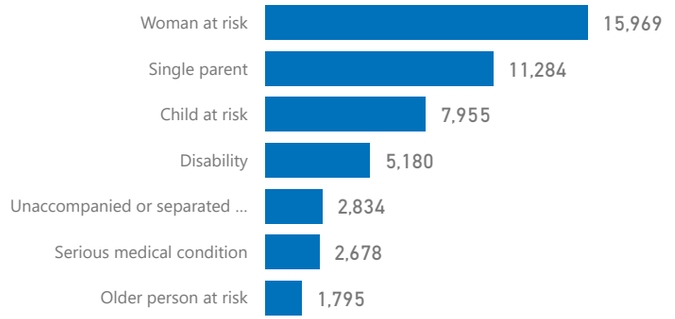

Assistance Status

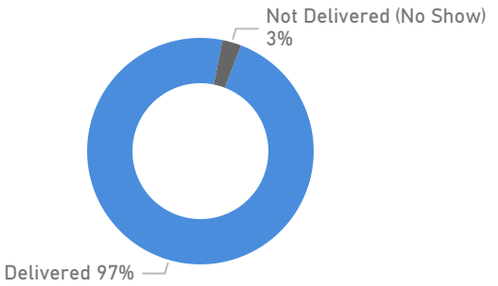

UGANDA- POPULATION DASHBOARD

ANNEX III - SETTLEMENT PROFILES 31-May-2024

Lobule

Total Population	Total Refugees
6,117	6,117
Total Households	Total Asylum-Seekers
968	0

Women and Children
84 %
5,127

Female
53 %
3,226

Elderly
3 %
180

Youth 15-24
28 %
1,722

Zones

Zone	HHs	Individuals
Zone B	495	3,226
Zone A	473	2,891

Country of Origin

Country of Origin	Total
DR Congo	6,112
South Sudan	4
Somalia	1

Age & Gender Breakdown

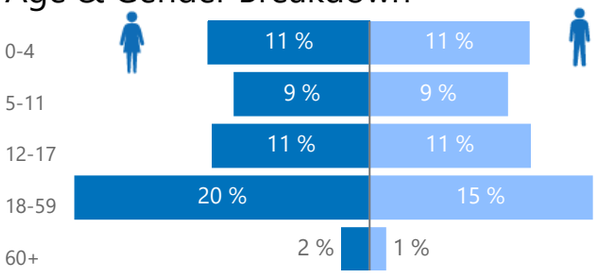

Specific Needs

- Top 7

1,026 592

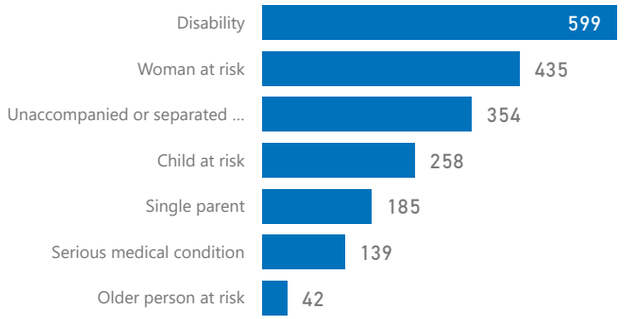

New Registration by Month

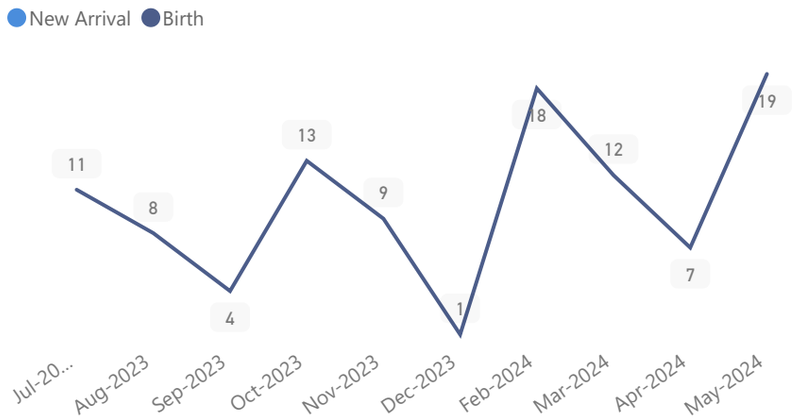

Occupation

- Top 5

36 % Have occupation

* Age is between 18 - 59 years for Occupation

Assistance Status

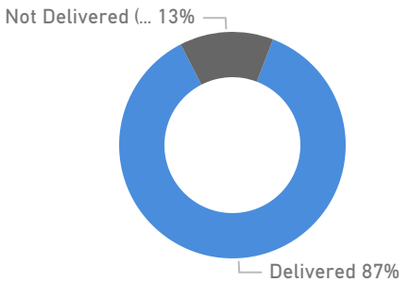

UGANDA- POPULATION DASHBOARD

ANNEX III - SETTLEMENT PROFILES 31-May-2024

Nakivale

Total Population	Total Refugees
188,914	184,232
Total Households	**Total Asylum-Seekers**
58,236	4,682

Women and Children
77 %
145,859

Female
50 %
95,225

Elderly
3 %
4,897

Youth 15-24
22 %
42,166

Top Zones

Zone	HHs	Individuals
Rubondo	30,871	86,540
Base Camp	17,239	67,432
Juru	9,620	33,729

Age & Gender Breakdown

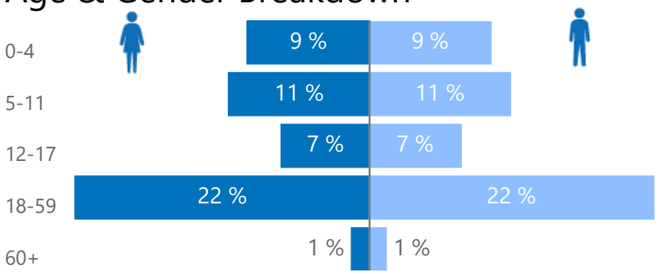

Country of Origin

Country of Origin	Total
DR Congo	126,171
Burundi	33,184
Rwanda	15,486
Somalia	11,878
Ethiopia	1,091
Eritrea	837

Specific Needs - Top 7

23,534 12,904

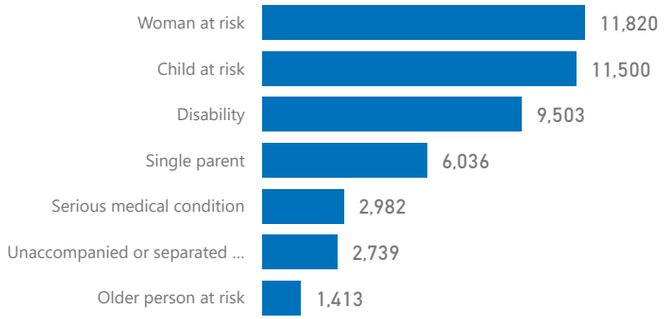

New Registration by Month

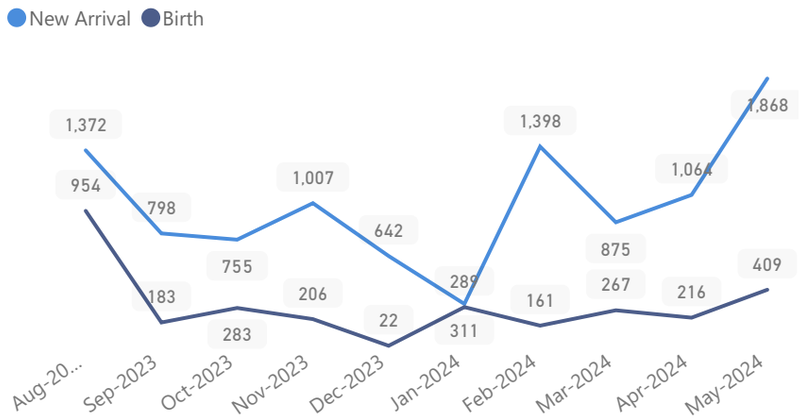

Occupation - Top 5

22 % Have occupation

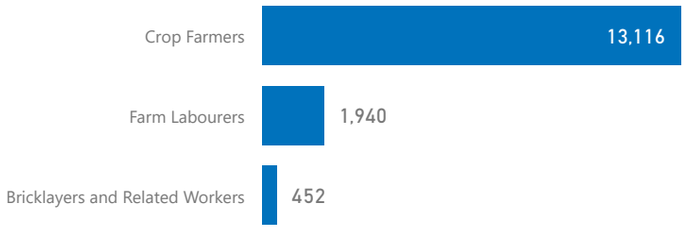

* Age is between 18 - 59 years for Occupation

Assistance Status

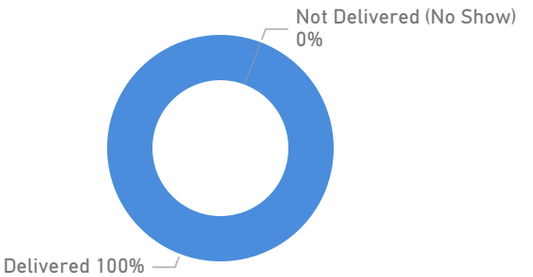

UGANDA- POPULATION DASHBOARD

ANNEX III - SETTLEMENT PROFILES 31-May-2024

Oruchinga

Total Population	Total Refugees
7,988	7,986
Total Households	Total Asylum-Seekers
1,746	2

Women and Children
80 %
6,419

Female
51 %
4,113

Elderly
3 %
261

Youth 15-24
21 %
1,681

Top Zones

Zone	HHs	Individuals
Kifunjo	540	2,314
Michinga	437	2,055
Busheka	435	2,027

Age & Gender Breakdown

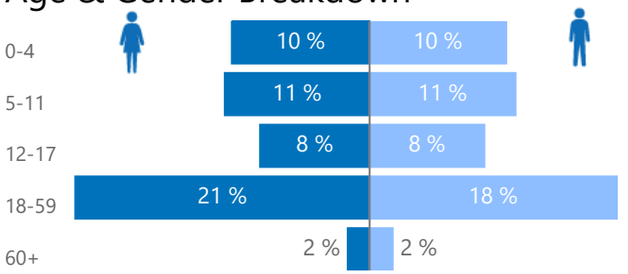

Country of Origin

Country of Origin	Total
DR Congo	4,128
Rwanda	2,083
Burundi	1,698
South Sudan	78
Sudan	1

Specific Needs - Top 7

1,650 994

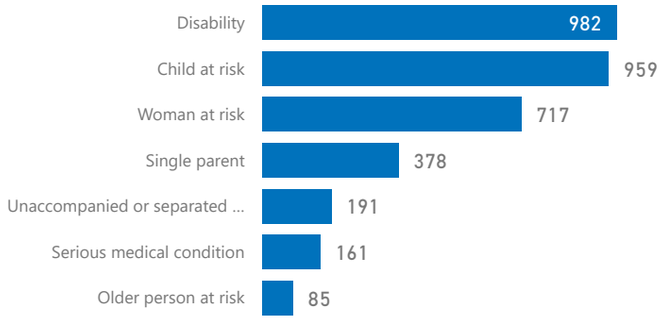

New Registration by Month

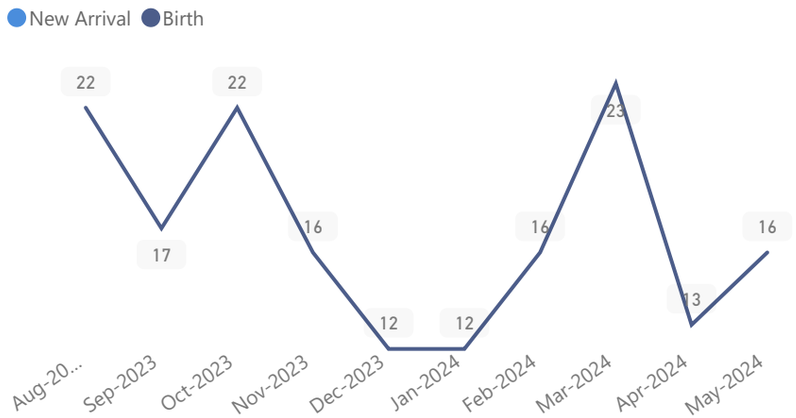

Occupation - Top 5

37 % Have occupation

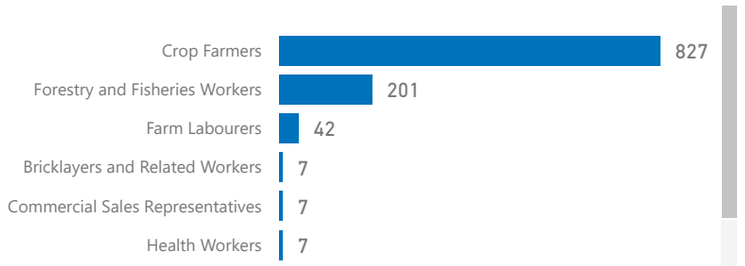

* Age is between 18 - 59 years for Occupation

Assistance Status

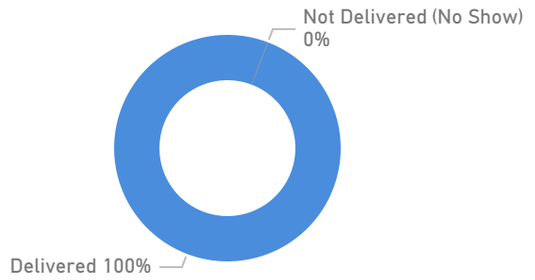

UGANDA- POPULATION DASHBOARD

ANNEX III - SETTLEMENT PROFILES 31-May-2024

Palabek

Total Population	Total Refugees
82,827	82,826
Total Households	**Total Asylum-Seekers**
17,484	1

Women and Children
86 %
71,010

Female
50 %
41,433

Elderly
2 %
1,400

Youth 15-24
24 %
19,896

Top Zones

Zone	HHs	Individuals
Zone 6	4,114	20,591
Zone 5B	2,796	12,658
Zone 7	2,190	10,800
Zone 4	1,821	8,004
Zone 5A	1,398	7,658
Zone 3	1,162	6,093
Zone 8	1,331	6,069
Zone 2	1,068	3,977
Zone 1	934	3,637
Zone 9	649	3,277

Country of Origin	Total
South Sudan	82,540
Sudan	240
DR Congo	47

Age & Gender Breakdown

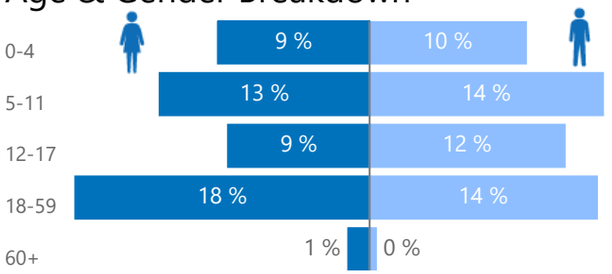

Specific Needs

- Top 7

4,890 2,611

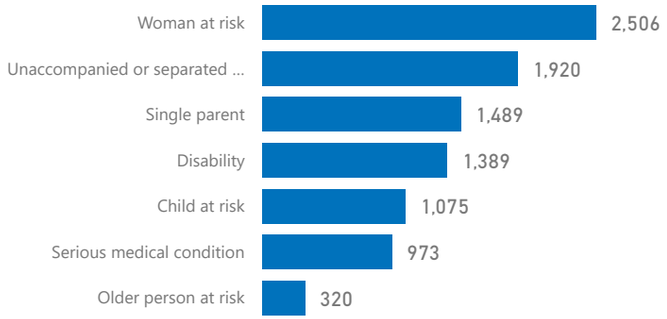

New Registration by Month

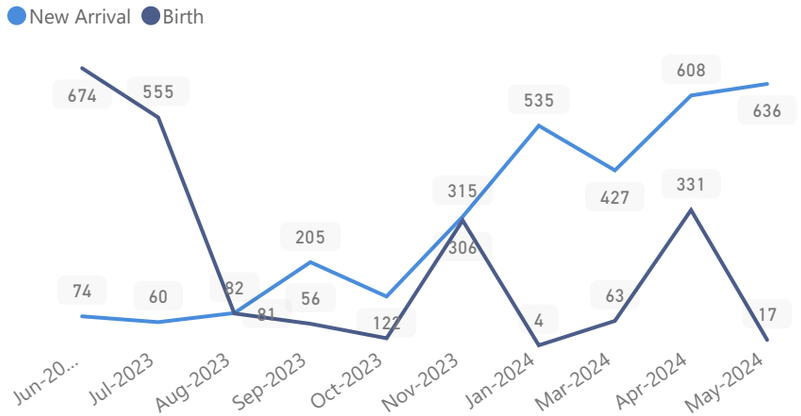

Occupation - Top 5

18 % Have occupation

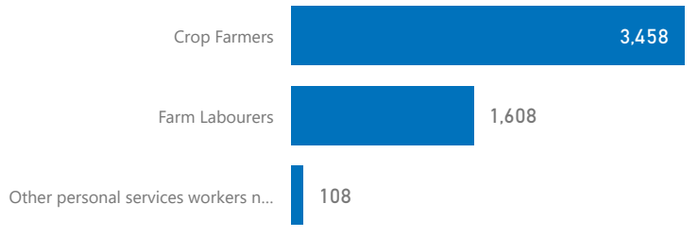

* Age is between 18 - 59 years for Occupation

Assistance Status

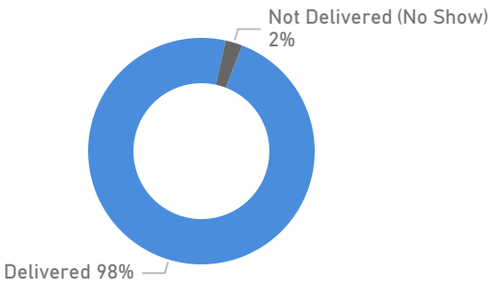

UGANDA- POPULATION DASHBOARD

ANNEX III - SETTLEMENT PROFILES 31-May-2024

Palorinya

Total Population	Total Refugees
132,135	132,126
Total Households	**Total Asylum-Seekers**
27,326	9

Women and Children
81 %
106,739

Female
53 %
69,499

Elderly
4 %
5,185

Youth 15-24
25 %
33,025

New Registration by Month

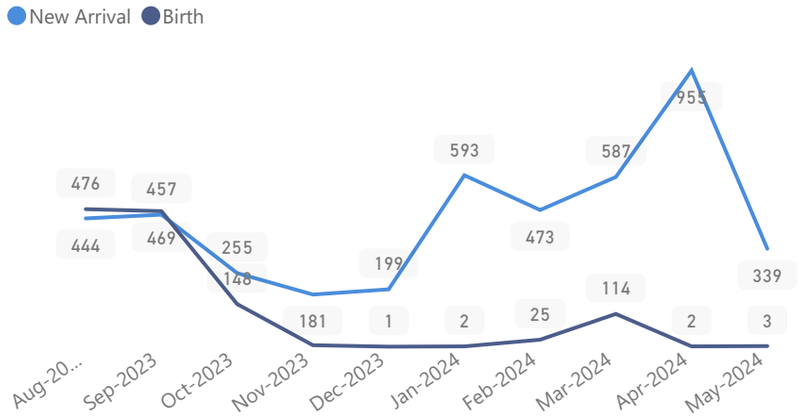

Top Zones

Zone	HHs	Individuals
Morobi	8,698	42,460
Dongo West	5,175	24,816
Chinyi	4,349	19,505
Basecamp Ibakwe	2,721	14,943
Dongo East	2,659	12,963
Belemaling	2,118	10,372
Budri	1,576	7,007

Country of Origin	Total
South Sudan	132,040
DR Congo	42
Sudan	38
Eritrea	12
Congo, Republic of the	1
Rwanda	1
Somalia	1

Occupation - Top 5

15 % Have occupation

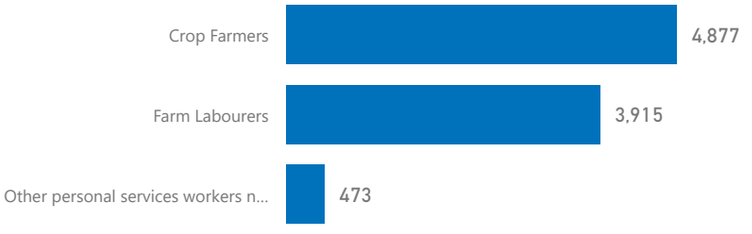

* Age is between 18 - 59 years for Occupation

Age & Gender Breakdown

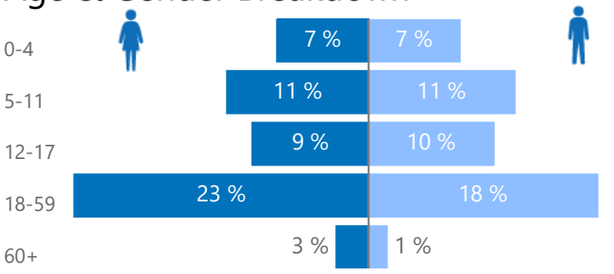

Specific Needs - Top 7

14,465 6,378

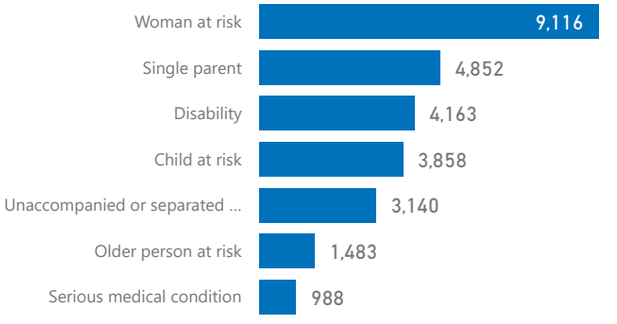

Assistance Status

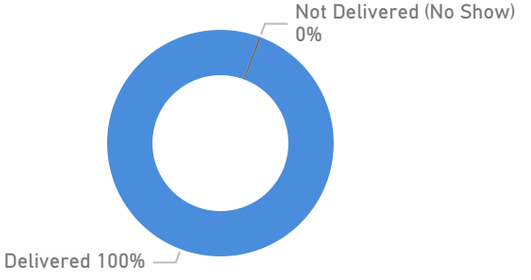

UGANDA- POPULATION DASHBOARD

ANNEX III - SETTLEMENT PROFILES 31-May-2024

Rhino

Total Population	Total Refugees
160,555	160,505
Total Households	Total Asylum-Seekers
29,882	50

Women and Children
83 %
133,598

Female
50 %
80,868

Elderly
2 %
3,111

Youth 15-24
27 %
43,202

New Registration by Month

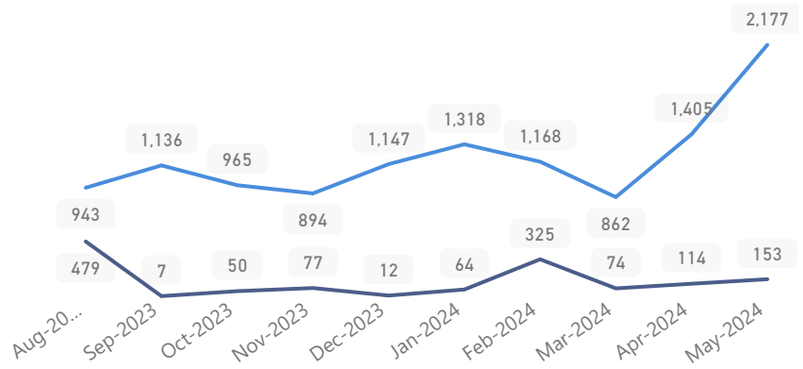

Zones

Zone	HHs	Individuals
Zone Vii	10,112	50,413
Zone Vi	4,971	26,837
Zone Ii	5,164	22,566
Zone Iii	3,584	18,927
Zone I	2,355	15,841
Zone V	1,858	14,488
Zone Iv	1,836	11,481

Country of Origin	Total
South Sudan	153,181
DR Congo	5,659
Sudan	1,606
Rwanda	36
Central African Republic	24
Ethiopia	13

Occupation - Top 5

9 % Have occupation

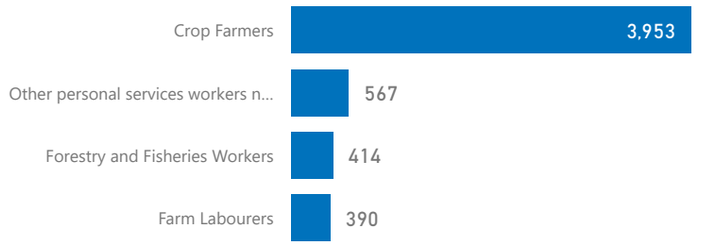

* Age is between 18 - 59 years for Occupation

Age & Gender Breakdown

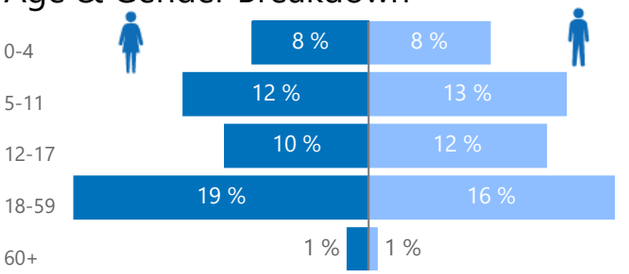

Specific Needs - Top 7

15,354 9,455

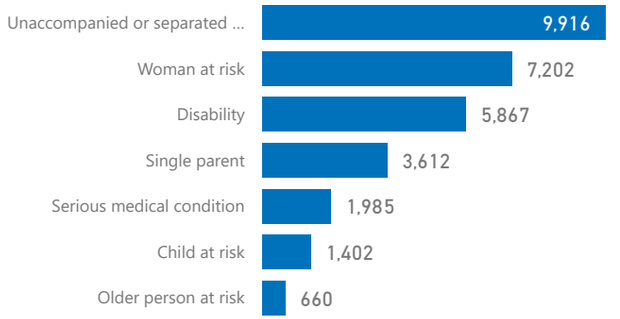

Assistance Status

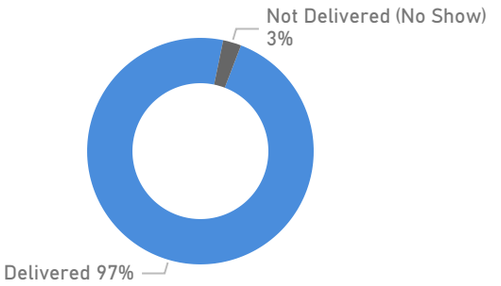

UGANDA- POPULATION DASHBOARD

ANNEX III - SETTLEMENT PROFILES 31-May-2024

Rwamwanja

Total Population	Total Refugees
97,061	95,963
Total Households	Total Asylum-Seekers
22,759	1,098

Women and Children
82 %
80,014

Female
51 %
49,956

Elderly
2 %
2,372

Youth 15-24
18 %
17,574

New Registration by Month

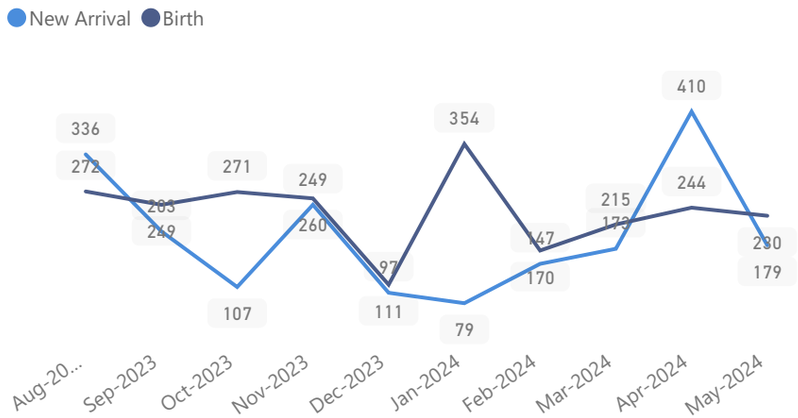

Top Zones

Zone	HHs	Individuals
Kyempango	10,497	38,187
Kaihora	2,221	11,441
Mahani	2,333	10,734
Ntenungi	1,757	8,661
Nkoma	1,751	8,620
Base Camp	1,882	8,471
Mahiga	951	4,355
Kikuura	563	2,677
Waijagahe	421	2,092
Buguta	335	1,677

Country of Origin	Total
DR Congo	96,482
Rwanda	335
South Sudan	159
Burundi	59
Somalia	11
Kenya	7

Occupation - Top 5

48 % Have occupation

* Age is between 18 - 59 years for Occupation

Age & Gender Breakdown

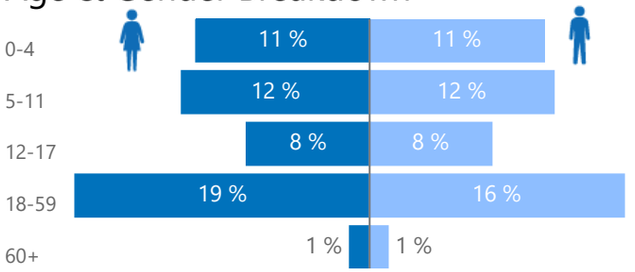

Specific Needs - Top 7

11,905 4,702

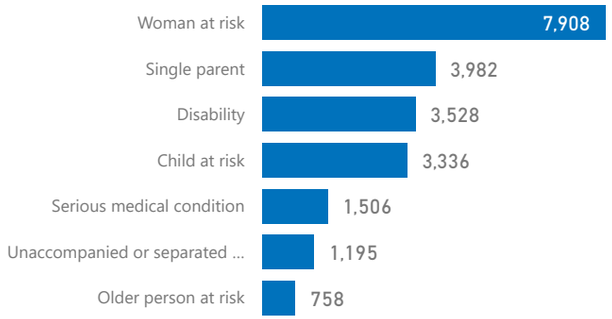
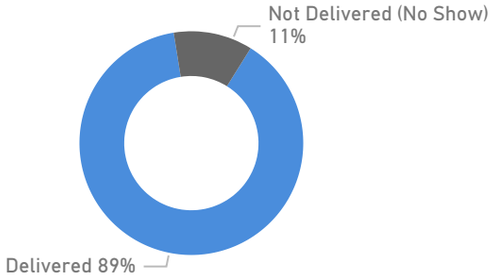
Assistance Status