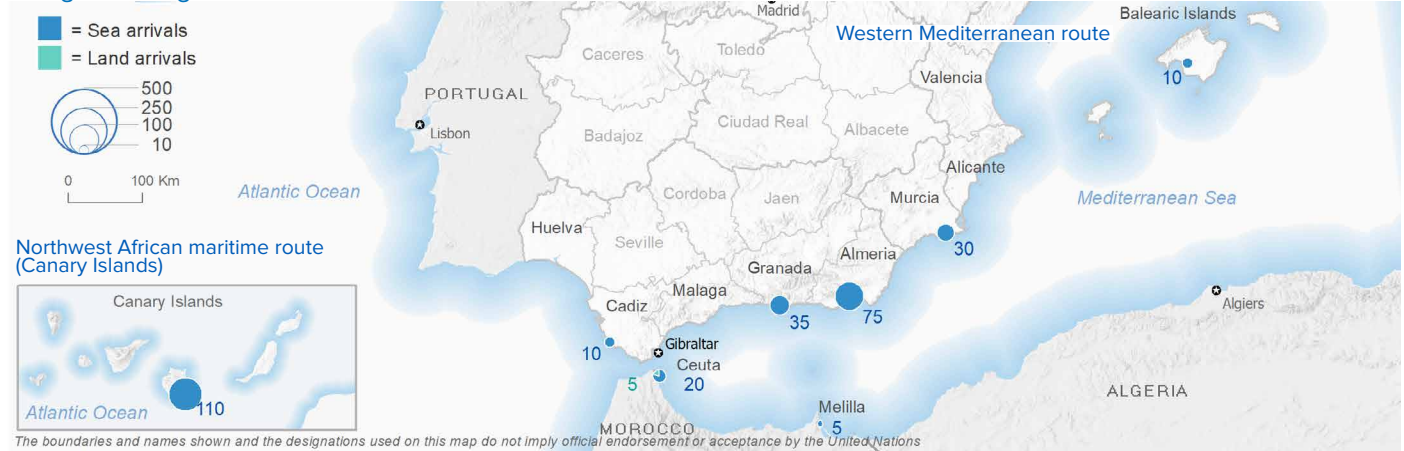


SPAIN Weekly snapshot - Week 22 (27 May - 2 June 2024)

The charts below are based on figures from the Ministry of Interior and UNHCR estimates. All figures are provisional and subject to change

Refugees & migrants: sea and land arrivals in week 22¹



Arrivals in Spain

22,270
 Arrivals as of 2 June 2024²
+148%
 Dif. 2023

22,075
 Sea Arrivals²
 Dif. 2023: +153%

195
 Land Arrivals²
 Dif. 2023: -17%

306
 Arrivals Week 22¹
 Dif. last week: -38%
 Dif. 2023: -45%

Western Mediterranean

4,943
 Arrivals as of 2 June 2024²
+14%
 Dif. 2023

4,748
 Sea Arrivals²
 Dif. 2023: +16%

195
 Land Arrivals²
 Dif. 2023: -17%

195
 Arrivals Week 22¹
 Dif. last week: -3%
 Dif. 2023: -7%

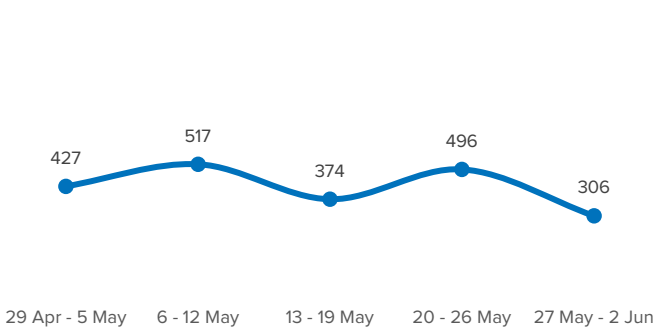
Northwest African maritime (Canary Islands)

17,327
 Arrivals as of 2 June 2024²
+273%
 Dif. 2023

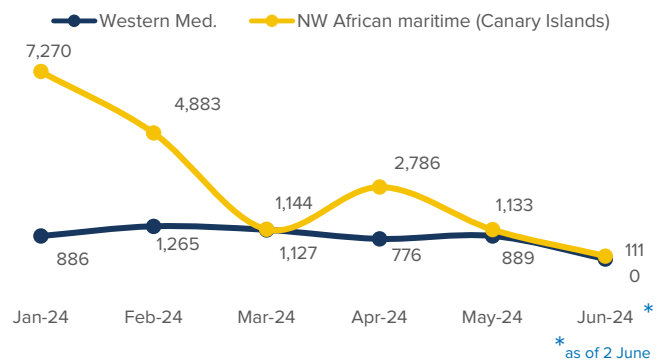
17,327
 Sea Arrivals²
 Dif. 2023: +273%

111
 Arrivals Week 22¹
 Dif. last week: -62%
 Dif. 2023: -68%

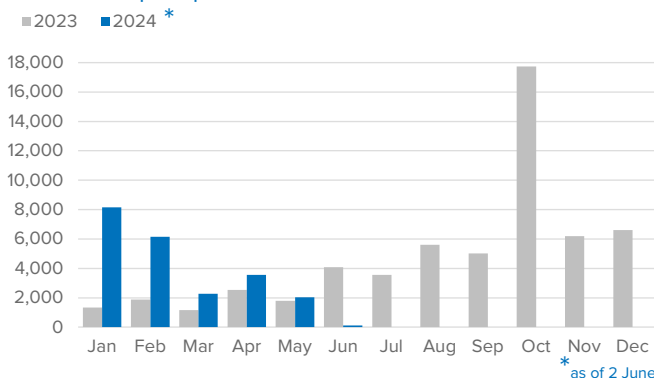
Arrivals in Spain during the last five weeks¹



Arrivals in Spain by route during the last six months²



Arrivals in Spain per month²



Arrivals in Spain per year²

