

In May 2024, **74,000** new internal displacements were monitored by the UNHCR-led Protection and Solutions Monitoring Network (PSMN). Major drivers include **conflict and insecurity (8,000)**, **flood (64,000)**, other reasons (3,000).

In 2024, PSMN recorded the highest number of internal displacements in the **Lower Juba region (16,043)**, followed by the **Galgaduud region (11,983)** due to **conflict and insecurity**. Similarly, the **Hiraan (50,700)** and **Lower Juba (28,114)** regions were recorded as having the highest displacements arrival due to flooding.

People we work with and for

IDPs	3,864,000
Asylum Seekers	20,727
Refugees	18,559
Refugee Returnees	139,078

*Estimated internally displaced persons as of March 2024 (Source: Somalia UN IDP - WG)

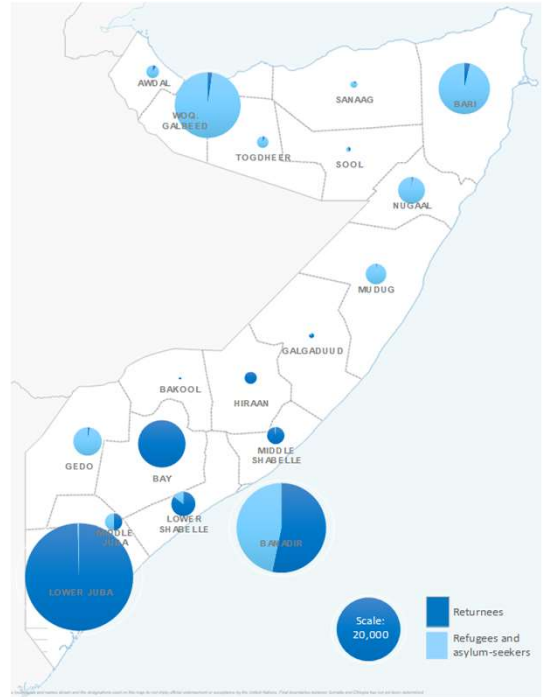
39,286
Refugees & Asylum-Seekers

At the end of May 2024, a total of 39,286 refugees and asylum-seekers are registered in Somalia, mainly from **Ethiopia (25,530 asylum seekers and refugees)**, **Yemen (11,573 refugees and asylum seekers)** and **Syria (1,672 refugees and asylum seekers)**. The remaining 511 registered are from other countries.

139,078
Refugee Returnees (Since 2014)

Data presented in this report relates to returnees arriving in Somalia as of May 2024. Since December 2014, UNHCR has supported **95,181** Somali refugees to return to Somalia. Additionally, a total of **43,897** Somalis were monitored as arriving spontaneously.

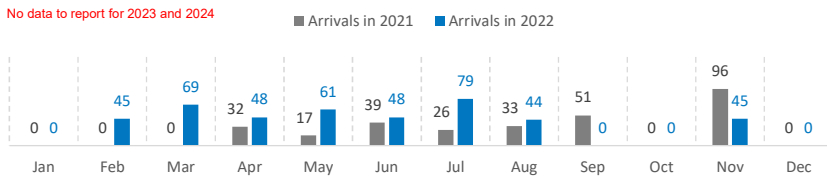
Returnees, refugee and asylum seekers map



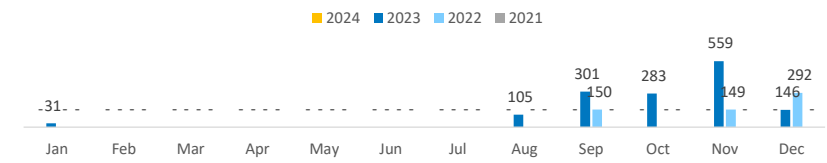
Region	Ethiopia	Yemen	Other
Wq. Galbeed	10,902	6,059	1,596
Bari	8,474	1,904	116
Nugaal	3,000	243	24
Mudug	1,705	82	54
Togdheer	189	157	55
Sanaag	127	19	4
Awdal	295	186	9
Banadir	12	2,774	325
Sool	7	12	-
Middle Shabelle	-	3	-
Lower Shabelle	-	129	-
Other	-	-	-
TOTAL	25,530	11,573	2,183

Region	Kenya	Yemen	Other
Lower Juba	54,844	2,163	156
Banadir	15,879	20,437	1,105
Bay	9,705	1,412	28
Gedo	2,922	359	47
Middle Juba	1,539	18	1
Awdal	-	373	19
Hiraan	42	754	45
Wq. Galbeed	18	2,777	578
Galgaduud	15	137	8
Nugaal	13	409	26
Bari	12	2,471	96
Other	-	-	12
TOTAL	85,904	50,729	2,445

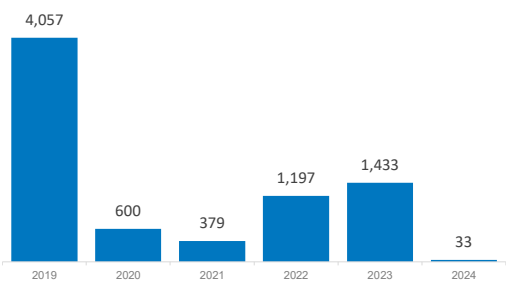
Somali returnees from Kenya by month



Assisted spontaneous returnees from Yemen by month



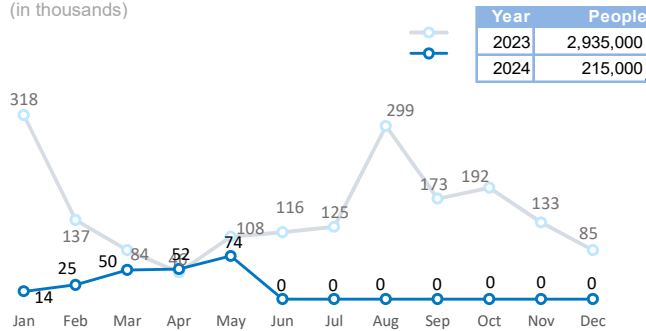
Number of returnees (with assistance from UNHCR) by Year



Somalia Internal DISPLACEMENT

Displacements monitored by UNHCR Protection and Solutions Monitoring Network (PSMN)

Monthly internal displacement (2023 - 2024)
(in thousands)



2024 displacement reasons

Flood	113,000
Conflict/Insecurity	75,000
Total	28,000

May 2024 displacement reasons

Flood	64,000
Conflict/Insecurity	8,000
Other	3,000
Total	74,000

2024 top Departure regions

Hiraan	54,000
Lower Juba	44,000
Gedo	25,000
Bay	20,000
Middle Juba	13,902
Banadir	13,515
Galgaduud	12,259
Nugaal	7,010
Total(approx.)	215,000

May 2024 top Departure regions

Hiraan	51,000
Gedo	5,000
Banadir	3,000
Middle Juba	3,000
Nugaal	2,655
Mudug	2,471
Lower Juba	2,167
Bay	2,147
Other	(2,560)
Total	74,000

[Somalia: Global Focus](#) - [Somalia: Information sharing portal](#) - [UNHCR Somalia](#) - [@UNHCRSom](#) - [Facebook: UNHCR Somalia](#) - [Somalia internal displacement](#)

UNHCR is grateful for the generous contributions of donors who have directly contributed to the UNHCR Somalia operation in 2024

